

Home Mail News Sports Finance Weather Games Groups

Sign In Mail

HOME	INVESTING	NEWS	PERSONAL FINANCE	MY PORTFOLIOS	EXCLUSIVES
------	-----------	------	------------------	---------------	------------

Enter Symbol

Sat, Aug 24, 2013, 2:05pm EDT - US Markets are closed

Dow ↑0.31% Nasdaq ↑0.52%

More On ^TYX

QUOTES

Summary

Components

Options

Historical Prices

CHARTS



Interactive

Basic Chart

Basic Tech. Analysis

NEWS & INFO

Headlines



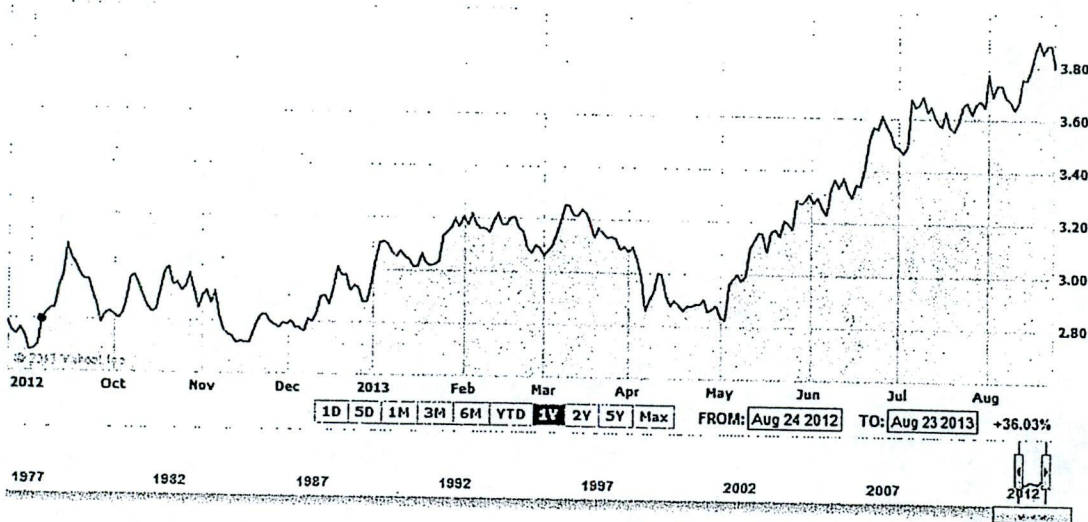
Treasury Yield 30 Years (^TYX) - Chicago Options

Add to Portfolio

**3.7980** ↓0.0870(2.24%) Aug 23

Enter name(s) or symbol(s) GET CHART COMPARE EVENTS TECHNICAL INDICATORS CHART SETTINGS RESET

Sep 6, 2012: ^TYX 2.7990



Basic Chart | Full Screen | Print | Share | Send Feedback

Treasury Yield 30 Years (^TYX) - Chicago Options

Prev Close: 3.89 Day's Range: 3.7920 - 3.8960  
 Open: 3.89 52wk Range: 2.66 - 3.93

Quotes delayed, except where indicated otherwise. Currency in USD.

Headlines

No Headlines available for ^TYX at this time.

Ad Topics That Might Interest You...

- |                             |                                 |
|-----------------------------|---------------------------------|
| 1. Stocks to Buy Now        | 5. Fixed Income Investments     |
| 2. Highest Dividend Stocks  | 6. Best Performing Mutual Funds |
| 3. 5 Dividend Stocks to Buy | 7. Top Rated Medicare Plans     |
| 4. High Yield Stocks to Buy | 8. Best Income Mutual Funds     |

Feedback



Stocks soar--but some wealthy citizens are preparing for the next collapse. Here's why...  
 » (Stansberry Newsletter)

ads

Home Mail News Sports Finance Weather Games Groups Answers Flickr | More



Sign In Mail

Copyright © 2013 Yahoo! Finance, Yahoo! Inc. All rights reserved. Privacy Policy - About Our Ads - Terms of Service - Copyright/IP Policy - Send Feedback - Yahoo! News Network

Quotes are real-time for NASDAQ, NYSE, and NYSE MKT. See also delay times for other exchanges. All information provided "as is" for informational purposes only, not intended for trading purposes or advice. Neither Yahoo! nor any of independent providers is liable for any informational errors, incompleteness, or delays, or for any actions taken in reliance on information contained herein. By accessing the Yahoo! site, you agree not to redistribute the information found therein. Real-Time continuous streaming quotes are available through our premium service. You may turn streaming quotes on or off.

Fundamental company data provided by Capital IQ. Historical chart data and daily updates provided by Commodity Systems, Inc. (CSI). International historical chart data, daily updates, fund summary, fund performance, dividend data and Morningstar Index data provided by Morningstar, Inc. US Financials data provided by Edgar Online and all other Financials provided by Capital IQ. International historical chart data, daily updates, fundAnalyst estimates data provided by Thomson Financial Network. All data provided by Thomson Financial Network is based solely upon research information provided by third party analysts. Yahoo! has not reviewed, and in no way endorses the validity of such data. Yahoo! and ThomsonFN shall not be liable for any actions taken in reliance thereon. Copyright © 2010 Briefing.com. All rights reserved.