

Exam Date:09/10/2013

Co-op Elevator of McClusky

Page: 1

Examiner: 1

PO Box 469

McClusky, ND

County:

Phone: 701-363-2529

CCC Number:

Location/Container Numbers/Comments	Section	Capacity
PART A - ADDITIONAL SPACE TO BE INCLUDED UNDER LICENSE		
<NO BINS ADDED>		
		Total: 0
PART B - SPACE TO BE DELETED UNDER LICENSE		
<NO BINS DELETED>		
		Total: 0
PART C - ALL SPACE TO BE INCLUDED UNDER LICENSE		
	A	549,000
	B	80,000
	C	50,000
		Total: 679,000
PART D - TOTAL CAPACITY BY FUNCTIONAL UNIT		
McClusky 12	A B C	679,000
		Total: 679,000

NDPSC Bin Capacity Chart

Exam Date:09/10/2013

Co-op Elevator of McClusky

Page: 1

Examiner: 1

PO Box 469
McClusky, ND
County:

Status	Section	Bin Number	Bin Type	Base Point	Diameter or Bu/Ft (Irreg.) Length	Width	Side wall	Add for Hopper	Ded. for Obst.	Effective Depth	Add for Peak	Depth for Capac.	Bushels per Foot	Base Pack%	Bushel Capacity with Pack	
	Section: A															
	A	001	Square	work floor	0.000	12.00	12.00	42.00	1.50	0.00	43.500	0.000	43.5	115.8	6.20	5,349
	A	002	Square	work floor	0.000	12.00	12.00	42.00	1.50	0.00	43.500	0.000	43.5	115.8	6.20	5,349
	A	003	Square	work floor	0.000	12.00	12.00	42.00	1.50	0.00	43.500	0.000	43.5	115.8	6.20	5,349
	A	004	Square	work floor	0.000	12.00	12.00	42.00	1.50	0.00	43.500	0.000	43.5	115.8	6.20	5,349
	A	005	Square	work floor	0.000	12.00	12.00	42.00	1.50	0.00	43.500	0.000	43.5	115.8	6.20	5,349
	A	006	Square	work floor	0.000	12.00	5.000	42.00	1.50	0.00	43.500	0.000	43.5	48.2	4.20	2,185
	A	007	Square	work floor	0.000	12.00	10.50	42.00	1.50	0.00	43.500	0.000	43.5	101.3	6.00	4,671
	A	008	Square	work floor	0.000	12.00	5.000	42.00	1.50	0.00	43.500	0.000	43.5	48.2	4.20	2,185
	A	009	Square	work floor	0.000	12.00	12.00	42.00	1.50	0.00	43.500	0.000	43.5	115.8	6.20	5,349
	A	010	Square	work floor	0.000	12.00	12.00	42.00	1.50	0.00	43.500	0.000	43.5	115.8	6.20	5,349
	A	011	Square		0.000	12.00	12.00	42.00	1.50	0.00	43.500	0.000	43.5	115.8	6.20	5,349
	A	012	Peaked		36.000	0.000	0.000	39.00	0.00	0.00	39.000	2.200	41.2	818.2	10.0	37,081
	A	013	Peaked		36.000	0.000	0.000	39.00	0.00	0.00	39.000	2.200	41.2	818.2	10.0	37,081
	A	014	Peaked		47.850	9.900	4.700	43.00	0.00	0.00	43.000	2.900	45.9	1445.6	10.0	72,988
	A	015	Peaked		47.850	9.900	9.300	43.00	0.00	0.00	43.000	2.900	45.9	1445.6	10.0	72,988
	A	103	Peaked		53.800	9.900	9.300	65.00	0.00	0.00	65.000	3.800	68.8	1827.4	10.0	138,298
	A	104	Peaked		53.800	9.900	9.300	65.00	0.00	0.00	65.000	3.800	68.8	1827.4	10.0	138,298

Bin count: 17

Facility: McClusky Section: A Total: 548,567

To Even: 549,000

Section: B

B	001	Square	work floor	0.000	11.30	7.600	44.50	0.00	0.00	44.500	0.000	44.5	69.0	5.20	3,231
B	002	Square	work floor	0.000	6.000	4.700	28.00	0.00	0.00	28.000	0.000	28.0	22.7	2.00	649

NDPSC Bin Capacity Chart

Exam Date:09/10/2013

Co-op Elevator of McClusky

Page: 2

Examiner: 1

PO Box 469
McClusky, ND
County:

Status	Section	Bin Number	Bin Type	Base Point	Diameter or Bu/Ft (Irreg).		Side wall	Add for Hopper	Ded. for Obst.	Effective Depth	Add for Peak	Depth for Capac.	Bushels per Foot	Base Pack%	Bushel Capacity with Pack	
					Length	Width										
	B	003 T	Square	work floor	0.000	2.700	1.500	16.00	0.00	0.00	16.000	0.000	16.0	3.3	2.00	54
	B	003 B	Square	work floor - top 16'	0.000	7.600	2.700	15.50	0.00	0.00	15.500	0.000	15.5	16.5	2.00	261
	B	004	Square	work floor	0.000	5.800	2.700	16.00	0.00	0.00	16.000	0.000	16.0	12.6	2.00	206
	B	005	Square	work floor	0.000	11.30	4.600	28.00	0.00	0.00	28.000	0.000	28.0	41.8	3.50	1,211
	B	006	Square	work floor	0.000	10.30	5.400	26.00	0.00	0.00	26.000	0.000	26.0	44.7	3.50	1,203
	B	007	Square	work floor	0.000	11.30	5.300	44.50	0.00	0.00	44.500	0.000	44.5	48.1	4.20	2,230
	B	009	Square	work floor	0.000	11.30	5.300	44.50	0.00	0.00	44.500	0.000	44.5	48.1	4.20	2,230
	B	010 T	Irregular	work floor 10.3 x 5.4 less	16.500	0.000	0.000	9.000	0.00	0.00	9.000	0.000	9.0	16.5	2.00	152
	B	010 B	Square	work floor - top 9'	0.000	10.30	5.400	17.00	0.00	0.00	17.000	0.000	17.0	44.7	3.50	787
	B	011	Square	work floor	0.000	11.30	4.600	44.50	0.00	0.00	44.500	0.000	44.5	41.8	3.50	1,925
	B	012	Square	work floor	0.000	5.400	4.700	31.50	0.00	0.00	31.500	0.000	31.5	20.4	2.00	656
	B	013	Square	work floor	0.000	5.400	4.700	31.50	0.00	0.00	31.500	0.000	31.5	20.4	2.00	656
	B	014	Square	work floor	0.000	11.30	4.700	44.50	0.00	0.00	44.500	0.000	44.5	42.7	3.50	1,967
	B	015	Square	work floor	0.000	11.30	7.600	44.50	0.00	0.00	44.500	0.000	44.5	69.0	5.20	3,231
	B	0RB	Square	work floor	0.000	5.000	4.700	28.00	0.00	0.00	28.000	0.000	28.0	18.9	2.00	540
	B	101 T	Square	work floor belw dst floor	0.000	11.50	11.40	36.00	0.00	0.00	36.000	0.000	36.0	105.4	6.20	4,029
	B	101 B	Square	work floor belw dst floor -	0.000	11.30	8.600	9.500	0.00	0.00	9.500	0.000	9.5	78.1	5.50	783
	B	102 T	Square	work floor belw dst floor -	0.000	11.60	11.50	36.00	0.00	0.00	36.000	0.000	36.0	107.2	6.20	4,098
	B	102 B	Square	work floor belw dst floor -	0.000	11.60	8.600	9.500	0.00	0.00	9.500	0.000	9.5	80.2	5.50	804
	B	103 T	Square	work floor belw dst floor -	0.000	11.60	11.50	36.00	0.00	0.00	36.000	0.000	36.0	107.2	6.20	4,098
	B	103 B	Square	work floor belw dst floor -	0.000	11.60	8.600	9.500	0.00	0.00	9.500	0.000	9.5	80.2	5.50	804
	B	104 T	Square	work floor belw dst floor	0.000	11.50	11.40	36.00	0.00	0.00	36.000	0.000	36.0	105.4	6.20	4,029
	B	104 B	Square	work floor belw dst floor -	0.000	11.40	8.600	9.500	0.00	0.00	9.500	0.000	9.5	78.8	5.50	790

Section: B

NDPSC Bin Capacity Chart

Exam Date:09/10/2013

Co-op Elevator of McClusky

Page: 3

Examiner: 1

PO Box 469
McClusky, ND
County:

Status	Section	Bin Number	Bin Type	Base Point	Diameter or Bu/Ft (Irreg).	Length	Width	Side wall	Add for Hopper	Ded. for Obst.	Effective Depth	Add for Peak	Depth for Capac.	Bushels per Foot	Base Pack%	Bushel Capacity with Pack	
Section: B																	
B	105 T		Square	work floor belw dst floor	0.000	11.50	11.40	36.00	0.00	0.00	36.000	0.000	36.0	105.4	6.20	4,029	
B	105 B		Square	work floor belw dst floor -	0.000	11.40	8.600	9.500	0.00	0.00	9.500	0.000	9.5	78.8	5.50	790	
B	106 T		Square	work floor belw dst floor -	0.000	11.60	11.50	36.00	0.00	0.00	36.000	0.000	36.0	107.2	6.20	4,098	
B	106 B		Square	work floor belw dst floor -	0.000	11.60	8.600	9.500	0.00	0.00	9.500	0.000	9.5	80.2	5.50	804	
B	107 T		Square	work floor belw dst floor -	0.000	11.60	11.50	36.00	0.00	0.00	36.000	0.000	36.0	107.2	6.20	4,098	
B	107 B		Square	work floor belw dst floor -	0.000	11.60	8.600	9.500	0.00	0.00	9.500	0.000	9.5	80.2	5.50	804	
B	108 T		Square	work floor belw dst floor	0.000	11.50	11.40	36.00	0.00	0.00	36.000	0.000	36.0	105.4	6.20	4,029	
B	108 B		Square	work floor belw dst floor -	0.000	11.30	8.600	9.500	0.00	0.00	9.500	0.000	9.5	78.1	5.50	783	
B	201		Peaked	eave	16.000	0.000	0.000	15.00	2.30	0.00	17.300	1.000	18.3	161.6	5.80	3,129	
B	202		Peaked	eave	16.000	0.000	0.000	15.00	2.30	0.00	17.300	1.000	18.3	161.6	5.80	3,129	
B	203		Peaked	eave	16.000	0.000	0.000	15.00	2.30	0.00	17.300	1.000	18.3	161.6	5.80	3,129	
B	204		Peaked	eave	16.000	0.000	0.000	15.00	2.30	0.00	17.300	1.000	18.3	161.6	5.80	3,129	
B	205		Peaked	eave	16.000	0.000	0.000	17.00	2.60	0.00	19.600	1.000	20.6	161.6	5.80	3,522	
B	206		Peaked	eave	16.000	0.000	0.000	17.00	2.60	0.00	19.600	1.000	20.6	161.6	5.80	3,522	
Bin count: 39															Facility: McClusky Section: B Total:		79,619
															To Even:		80,000

Section: C

C	001		Square	work floor	0.000	4.700	4.200	24.00	0.00	0.00	24.000	0.000	24.0	15.9	2.00	390
C	002 T		Square	work floor	0.000	9.200	6.200	19.00	0.00	0.00	19.000	0.000	19.0	45.9	4.00	907
C	002 B		Square	work floor - top 19'	0.000	9.300	9.200	25.00	0.00	0.00	25.000	0.000	25.0	68.8	5.20	1,809
C	003		Square	work floor	0.000	9.600	9.200	44.00	0.00	0.00	44.000	0.000	44.0	71.0	5.20	3,286
C	004 T		Irregular	work floor 11 x 9.6 less 5.7	54.700	0.000	0.000	8.000	0.00	0.00	8.000	0.000	8.0	54.7	4.50	458

NDPSC Bin Capacity Chart

Exam Date:09/10/2013

Co-op Elevator of McClusky

Examiner: 1

PO Box 469
McClusky, ND
County:

Status	Section	Bin Number	Bin Type	Base Point	Diameter or Bu/Ft (Irreg.)		Side wall	Add for Hopper	Ded. for Obst.	Effective Depth	Add for Peak	Depth for Capac.	Bushels per Foot	Base Pack%	Bushel Capacity with Pack	
					Length	Width										
C	004 B		Square	work floor - top 8'	0.000	11.00	9.600	22.00	0.00	0.00	22.000	0.000	22.0	84.9	5.80	1,976
C	005		Square	work floor	0.000	9.300	9.200	44.00	0.00	0.00	44.000	0.000	44.0	68.8	5.20	3,184
C	006		Square	work floor	0.000	11.00	9.300	27.00	0.00	0.00	27.000	0.000	27.0	82.2	5.50	2,341
C	007		Square	work floor	0.000	9.300	9.300	44.00	0.00	0.00	44.000	0.000	44.0	69.5	5.20	3,217
C	010		Square	work floor	0.000	9.600	9.300	44.00	0.00	0.00	44.000	0.000	44.0	71.8	5.20	3,323
C	011		Square	work floor	0.000	9.400	4.200	31.50	0.00	0.00	31.500	0.000	31.5	31.7	2.50	1,024
C	012		Square	work floor	0.000	9.300	9.300	44.00	0.00	0.00	44.000	0.000	44.0	69.5	5.20	3,217
C	0TB		Square	work floor	0.000	9.200	3.000	13.50	0.00	0.00	13.500	0.000	13.5	22.2	2.00	306
C	101		Peaked		16.000	0.000	0.000	20.00	2.40	0.00	22.400	1.000	23.4	161.6	5.80	4,000
C	102		Peaked		16.000	0.000	0.000	20.00	2.40	0.00	22.400	1.000	23.4	161.6	5.80	4,000
C	103		Peaked		16.000	0.000	0.000	20.00	2.40	0.00	22.400	1.000	23.4	161.6	5.80	4,000
C	104		Peaked		16.000	0.000	0.000	20.00	2.40	0.00	22.400	1.000	23.4	161.6	5.80	4,000
C	105		Peaked		16.000	0.000	0.000	20.00	2.40	0.00	22.400	1.000	23.4	161.6	5.80	4,000
C	106		Peaked		16.000	0.000	0.000	20.00	2.40	0.00	22.400	1.000	23.4	161.6	5.80	4,000

Bin count: 19

Facility: McClusky Section: C Total: **49,438**

To Even: **50,000**

Overall Licensed Bin Capacity for:

Co-op Elevator of McClusky

Bin count: 75

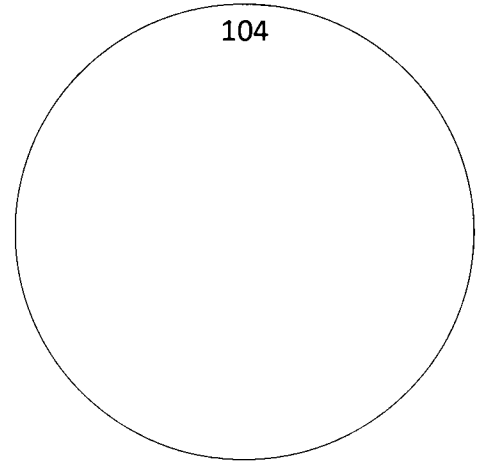
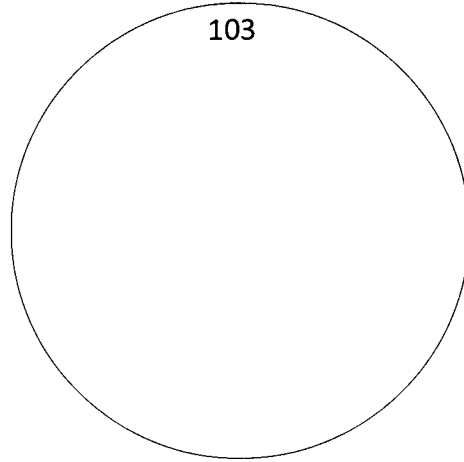
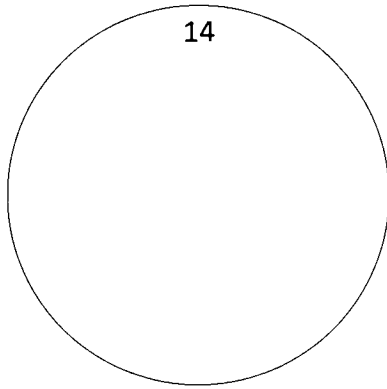
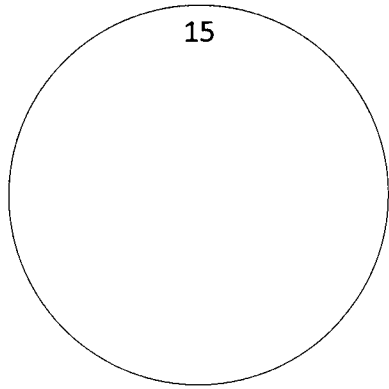
Licensed Capacity:
(includes pack)

677,624 Bu.

Licensed Capacity (to even):
(includes pack and section totals are rounded up to next highest 1000)

679,000 Bu.

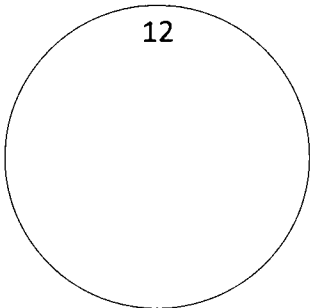
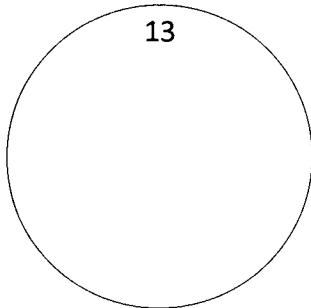
Co-op Elevator of McClusky
McClusky,ND
Sec A



Driveway

11	10	09
08	07	06
05	Legs	04
03	02	01

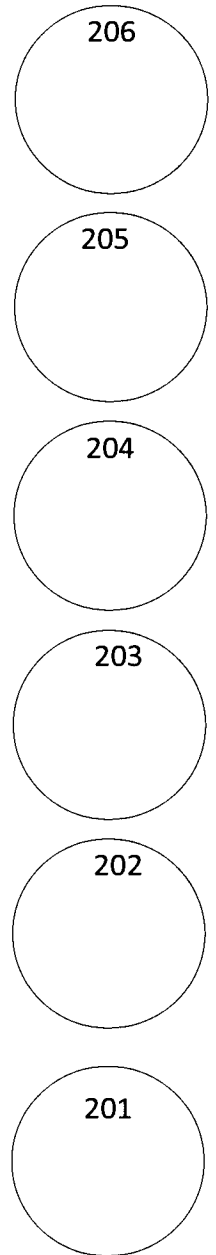
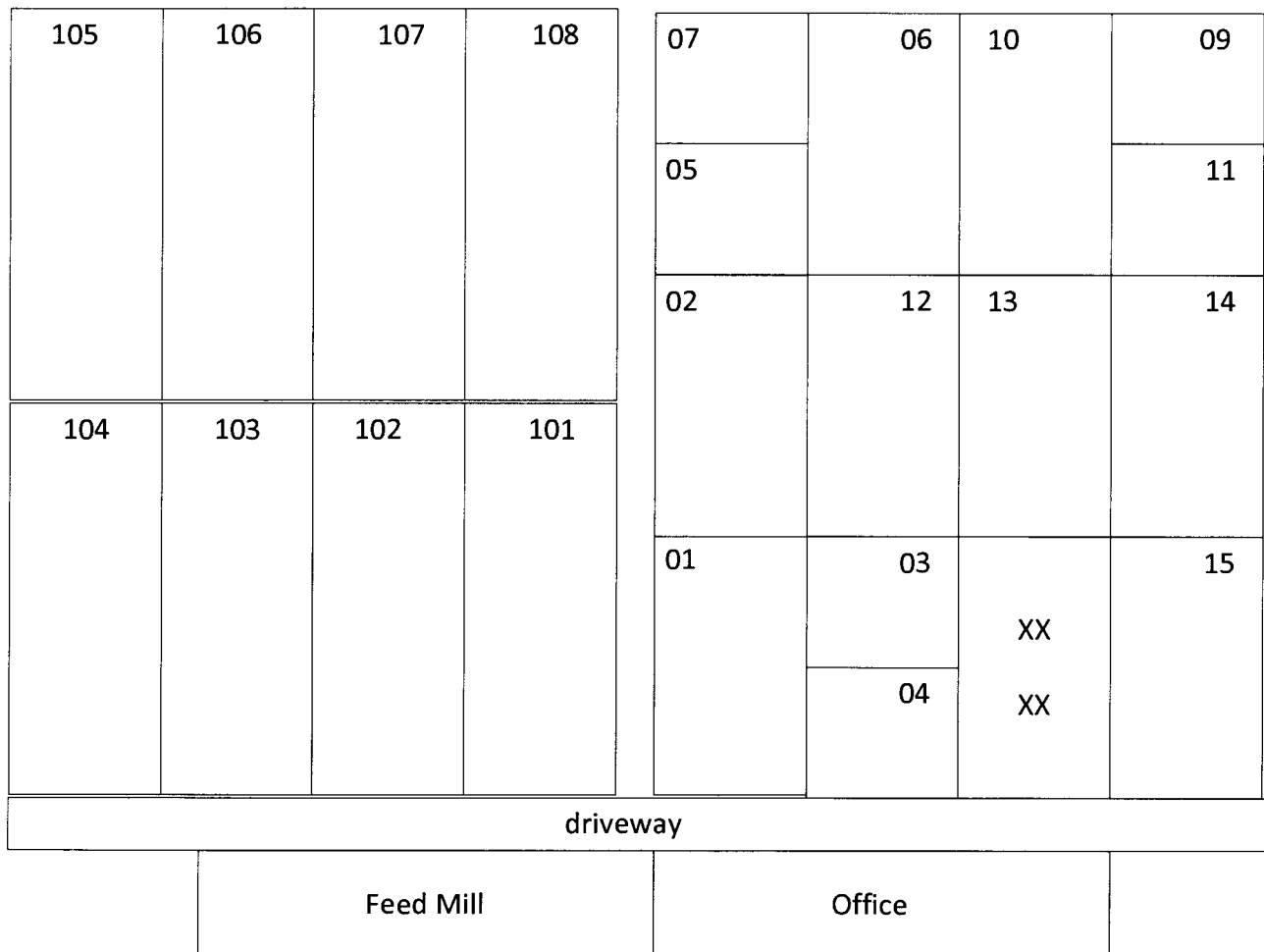
Driveway



Driveway/scale

Office/scale room

Co-op Elevator of McClusky
Sec B



Bins 201 – 206
North of wood elevator

Coop Elevator of McClusky
McClusky, ND
Section C

