

Exam Date:06/26/2013

Tronson Grain Company LLC

Page: 1

Examiner: 1

115 West 1st Street

Doyon, ND

County:

Phone: 701-398-3512

CCC Number:

Location/Container Numbers/Comments	Section	Capacity
PART A - ADDITIONAL SPACE TO BE INCLUDED UNDER LICENSE		
001	D	5,689
002	D	9,750
003	D	9,750
004	D	2,602
005	D	8,989
008	D	19,944
011	D	19,944
014	D	19,944
006	D	82,118
007	D	82,118
009	D	82,118
010	D	82,118
012	D	82,118
013	D	82,118
015	D	82,118
016	D	82,118
017	D	408,355
017A	D	4,806
	Total:	1,166,717
PART B - SPACE TO BE DELETED UNDER LICENSE		
001	C	14,735
003	C	14,735
	Total:	29,470
PART C - ALL SPACE TO BE INCLUDED UNDER LICENSE		
	A	413,000
	C	425,000
	D	1,167,000
	G	393,000
	I	117,000
	Total:	2,515,000
PART D - TOTAL CAPACITY BY FUNCTIONAL UNIT		
Doyon 210	A C D	2,005,000
Tolna 843	G I	510,000
	Total:	2,515,000

Exam Date:06/26/2013

Tronson Grain Company LLC

Page: 1

Examiner: 1

115 West 1st Street

Doyon , ND

County:

Status	Section	Bin Number	Bin Type	Base Point	Diameter or Bu/Ft (Irreg.) Length	Width	Side wall	Add for Hopper	Ded. for Obst.	Effective Depth	Add for Peak	Depth for Capac.	Bushels per Foot	Base Pack%	Bushel Capacity with Pack
--------	---------	------------	----------	------------	---	-------	--------------	----------------------	----------------------	--------------------	--------------------	------------------------	------------------------	---------------	------------------------------

Facility: Doyon

Section: A

A	002	Square	floor over bins		0.000	10.50	3.100	46.00	0.00	0.00	46.000	0.000	46.0	26.2	2.50	1,235
A	003	Square	floor over bins		0.000	10.50	11.60	66.00	0.00	0.00	66.000	0.000	66.0	97.9	6.00	6,849
A	004	Square	floor over bins		0.000	5.500	6.500	46.00	0.00	0.00	46.000	0.000	46.0	28.7	2.50	1,353
A	005	Square	floor over bins		0.000	11.30	5.300	46.00	0.00	0.00	46.000	0.000	46.0	48.1	4.20	2,306
A	006	Square	floor over bins		0.000	11.30	6.000	46.00	0.00	0.00	46.000	0.000	46.0	54.5	4.50	2,620
A	007	Square	floor over bins		0.000	5.400	6.500	46.00	0.00	0.00	46.000	0.000	46.0	28.2	2.50	1,329
A	008 T	Square	floor over bins		0.000	10.50	6.000	46.00	0.00	0.00	46.000	0.000	46.0	50.6	4.50	2,433
A	008 B	Square	46' to bottom		0.000	10.50	11.60	20.00	0.00	0.00	20.000	0.000	20.0	97.9	6.00	2,075
A	009	Square	floor over bins		0.000	10.50	5.300	44.00	0.00	0.00	44.000	0.000	44.0	44.7	3.50	2,036
A	011 T	Square	floor over bins		0.000	6.800	6.500	11.00	0.00	0.00	11.000	0.000	11.0	35.5	3.00	403
A	011 B	Square	11' to bottom		0.000	10.50	6.500	33.00	0.00	0.00	33.000	0.000	33.0	54.9	4.50	1,894
A	012	Square	floor over bins		0.000	10.50	6.400	44.00	0.00	0.00	44.000	0.000	44.0	54.0	4.50	2,483
A	013	Square	floor over bins		0.000	10.50	6.000	44.00	0.00	0.00	44.000	0.000	44.0	50.6	4.50	2,326
A	014 T	Square	floor over bins		0.000	10.50	5.300	46.00	0.00	0.00	46.000	0.000	46.0	44.7	3.50	2,128
A	014 B	Square	46' to bottom		0.000	10.50	11.60	20.00	0.00	0.00	20.000	0.000	20.0	97.9	6.00	2,075
A	015	Square	floor over bins		0.000	5.400	6.400	46.00	0.00	0.00	46.000	0.000	46.0	27.8	2.50	1,311
A	016	Square	floor over bins		0.000	11.30	6.000	46.00	0.00	0.00	46.000	0.000	46.0	54.5	4.50	2,620
A	017 T	Square	floor over bins		0.000	11.30	5.300	46.00	0.00	0.00	46.000	0.000	46.0	48.1	4.20	2,306
A	017 B	Square	46' to bottom		0.000	11.30	11.60	20.00	0.00	0.00	20.000	0.000	20.0	105.4	6.20	2,239
A	018	Square	floor over bins		0.000	5.500	6.400	46.00	0.00	0.00	46.000	0.000	46.0	28.3	2.50	1,335
A	019	Square	floor over bins		0.000	10.50	11.60	66.00	0.00	0.00	66.000	0.000	66.0	97.9	6.00	6,849

Client ID: 3981

NDPSC Bin Capacity Chart

10/01/2013 10:11:17 AM

Exam Date:06/26/2013

Tronson Grain Company LLC

Page: 2

Examiner: 1

115 West 1st Street

Doyon , ND

County:

Status	Section	Bin Number	Bin Type	Base Point	Diameter or Bu/Ft (Irreg.) Length	Width	Side wall	Add for Hopper	Ded. for Obst.	Effective Depth	Add for Peak	Depth for Capac.	Bushels per Foot	Base Pack%	Bushel Capacity with Pack
--------	---------	------------	----------	------------	---	-------	--------------	----------------------	----------------------	--------------------	--------------------	------------------------	------------------------	---------------	------------------------------

Facility: Doyon**Section: A**

A	020	Square	floor over bins		0.000	5.300	3.100	28.00	0.00	0.00	28.000	0.000	28.0	13.2	2.00	377
A	022 T	Square	floor over bins		0.000	4.900	3.100	28.00	0.00	0.00	28.000	0.000	28.0	12.2	2.00	349
A	022 B	Square	28' to bottom		0.000	10.50	3.100	18.00	0.00	0.00	18.000	0.000	18.0	26.2	2.50	484
A	101	Peaked	top of sidewall 8.3' poured		24.000	0.000	0.000	20.70	2.80	0.00	23.500	1.400	24.9	363.7	7.80	9,762
A	102	Peaked	top of sidewall 8.3' poured		24.000	0.000	0.000	20.70	2.80	0.00	23.500	1.400	24.9	363.7	7.80	9,762
A	103	Peaked	top of sidewall 8.3' poured		24.000	0.000	0.000	20.70	2.80	0.00	23.500	1.400	24.9	363.7	7.80	9,762
A	104	Peaked	top of sidewall 8.3' poured		24.000	0.000	0.000	20.70	2.80	0.00	23.500	1.400	24.9	363.7	7.80	9,762
A	105	Peaked	top of sidewall grain hopper		30.000	0.000	0.000	23.70	0.00	0.00	23.700	1.800	25.5	568.2	9.00	15,793
A	106	Peaked	top of sidewall		33.000	0.000	0.000	62.60	0.00	0.00	62.600	2.000	64.6	687.5	9.50	48,632
A	107	Peaked	top of sidewall		38.900	0.000	0.000	62.60	0.00	0.00	62.600	2.300	64.9	955.4	10.0	68,206
A	109	Peaked	top of sidewall		36.000	0.000	0.000	53.50	0.00	0.00	53.500	2.200	55.7	818.2	10.0	50,131
A	110	Peaked	top of sidewall		41.900	0.000	0.000	26.00	0.00	0.00	26.000	2.500	28.5	1108.4	10.0	34,748
A	111	Peaked	top of sidewall		41.900	0.000	0.000	26.00	0.00	0.00	26.000	2.500	28.5	1108.4	10.0	34,748
A	112	Peaked	top of sidewall		41.900	0.000	0.000	26.00	0.00	0.00	26.000	2.500	28.5	1108.4	10.0	34,748
A	113	Peaked	top of sidewall		41.900	0.000	0.000	22.00	0.00	0.00	22.000	2.500	24.5	1108.4	10.0	29,872
A	201	Peaked	top of sidewall		16.000	0.000	0.000	14.60	0.00	0.00	14.600	1.000	15.6	161.6	5.80	2,667
A	202	Peaked	top of sidewall		16.000	0.000	0.000	14.60	0.00	0.00	14.600	1.000	15.6	161.6	5.80	2,667

Bin count: 38

Facility: Doyon Section: A Total: 412,675

To Even: 413,000

NDPSC Bin Capacity Chart

Exam Date:06/26/2013
 Examiner: 1

Tronson Grain Company LLC
 115 West 1st Street
 Doyon , ND
 County:

Status	Section	Bin Number	Bin Type	Base Point	Diameter or Bu/Ft (Irreg.) Length	Width	Side wall	Add for Hopper	Ded. for Obst.	Effective Depth	Add for Peak	Depth for Capac.	Bushels per Foot	Base Pack%	Bushel Capacity with Pack
--------	---------	------------	----------	------------	---	-------	--------------	----------------------	----------------------	--------------------	--------------------	------------------------	------------------------	---------------	------------------------------

Facility: Doyon

Section: C

C	004	Flat	flat west of office top of	0.000	98.70	50.70	7.900	0.00	0.00	7.900	0.000	7.9	4022.6	10.0	34,957
C	005	Flat	flat south of office top of	0.000	79.30	42.20	7.000	0.00	0.00	7.000	0.000	7.0	2690.1	10.0	20,714
C	006	Peaked	top of sidewall	15.000	0.000	0.000	17.50	2.00	0.00	19.500	0.900	20.4	142.1	5.50	3,058
C	007	Peaked	top of sidewall	15.500	0.000	0.000	15.00	2.00	0.00	17.000	0.900	17.9	151.7	5.50	2,864
C	008	Peaked	top of sidewall	15.500	0.000	0.000	15.00	2.00	0.00	17.000	0.900	17.9	151.7	5.50	2,864
C	101	Flat	top of sidewall	0.000	119.2	24.90	16.00	0.00	0.00	16.000	0.000	16.0	2385.9	10.0	41,991
C	102	Flat	top of sidewall	0.000	119.2	24.90	16.00	0.00	0.00	16.000	0.000	16.0	2385.9	10.0	41,991
C	103	Flat	top of sidewall	0.000	119.2	24.90	16.00	0.00	0.00	16.000	0.000	16.0	2385.9	10.0	41,991
C	104	Flat	top of sidewall	0.000	119.2	24.90	16.00	0.00	0.00	16.000	0.000	16.0	2385.9	10.0	41,991
C	105	Flat	top of sidewall	0.000	119.3	24.90	16.00	0.00	0.00	16.000	0.000	16.0	2387.9	10.0	42,027
C	106	Flat	top of sidewall	0.000	119.3	24.90	16.00	0.00	0.00	16.000	0.000	16.0	2387.9	10.0	42,027
C	107	Flat	top of sidewall	0.000	119.3	24.90	16.00	0.00	0.00	16.000	0.000	16.0	2387.9	10.0	42,027
C	108	Flat	top of sidewall	0.000	119.3	24.90	16.00	0.00	0.00	16.000	0.000	16.0	2387.9	10.0	42,027
C	109	Flat	top of sidewall	0.000	108.6	49.30	4.000	0.00	0.00	4.000	0.000	4.0	4303.8	10.0	18,937
C	110	Peaked	top of sidewall	18.000	0.000	0.000	18.30	2.00	0.00	20.300	1.100	21.4	204.6	6.00	4,641

Bin count: 15

Facility: Doyon Section: C Total: **424,107**

To Even: **425,000**

Client ID: 3981

NDPSC Bin Capacity Chart

10/01/2013 10:11:17 AM

Exam Date:06/26/2013

Tronson Grain Company LLC

Page: 4

Examiner: 1

115 West 1st Street

Doyon , ND

County:

Status	Section	Bin Number	Bin Type	Base Point	Diameter or Bu/Ft (Irreg).		Side wall	Add for Hopper	Ded. for Obst.	Effective Depth	Add for Peak	Depth for Capac.	Bushels per Foot	Base Pack%	Bushel Capacity with Pack
					Length	Width									

Facility: Doyon**Section: D**

Added	D	001	Irregular	bttm of slab garner bin	255.63	17.83	17.83	17.75	3.00	0.00	20.750	0.000	20.8	255.6	7.00	5,689
Added	D	002	Irregular	bttm of slab	127.33	12.59	12.59	69.20	2.70	0.00	71.900	0.000	71.9	127.3	6.50	9,750
Added	D	003	Irregular	top of slab	127.33	12.59	12.59	69.20	2.70	0.00	71.900	0.000	71.9	127.3	6.50	9,750
Added	D	004	Irregular	bttm of slab screenings bin	31.350	6.245	6.245	77.50	3.50	0.00	81.000	0.000	81.0	31.3	2.50	2,602
Added	D	005	Irregular	top of slab 1/2stice	72.110	9.471	9.471	120.0	0.00	1.50	118.50	0.000	118.5	72.1	5.20	8,989
Added	D	006	Round	bttm of slab - 3' gator floor &	32.000	0.000	0.000	120.0	0.00	4.00	116.00	0.000	116.0	646.5	9.50	82,118
Added	D	007	Round	bttm of slab - 3' gator floor &	32.000	0.000	0.000	120.0	0.00	4.00	116.00	0.000	116.0	646.5	9.50	82,118
Added	D	008	Irregular	bttm of slab full stice	163.50	14.26	14.26	120.0	0.00	6.00	114.00	0.000	114.0	163.5	7.00	19,944
Added	D	009	Round	bttm of slab - 3' gator floor &	32.000	0.000	0.000	120.0	0.00	4.00	116.00	0.000	116.0	646.5	9.50	82,118
Added	D	010	Round	bttm of slab - 3' gator floor &	32.000	0.000	0.000	120.0	0.00	4.00	116.00	0.000	116.0	646.5	9.50	82,118
Added	D	011	Irregular	bttm of slab full stice	163.50	14.26	14.26	120.0	0.00	6.00	114.00	0.000	114.0	163.5	7.00	19,944
Added	D	012	Round	bttm of slab - 3' gator floor &	32.000	0.000	0.000	120.0	0.00	4.00	116.00	0.000	116.0	646.5	9.50	82,118
Added	D	013	Round	bttm of slab - 3' gator floor &	32.000	0.000	0.000	120.0	0.00	4.00	116.00	0.000	116.0	646.5	9.50	82,118
Added	D	014	Irregular	bttm of slab full stice	163.50	14.26	14.26	120.0	0.00	6.00	114.00	0.000	114.0	163.5	7.00	19,944
Added	D	015	Round	bttm of slab - 3' gator floor &	32.000	0.000	0.000	120.0	0.00	4.00	116.00	0.000	116.0	646.5	9.50	82,118
Added	D	016	Round	bttm of slab - 3' gator floor &	32.000	0.000	0.000	120.0	0.00	4.00	116.00	0.000	116.0	646.5	9.50	82,118
Added	D	017	Round	bttm of slab	70.000	0.000	0.000	120.0	0.00	0.00	120.00	0.000	120.0	3093.6	10.0	408,355
Added	D	017A	Irregular	bttm of slab- 1/2 stice	40.190	7.071	7.071	120.0	0.00	3.90	116.10	0.000	116.1	40.1	3.00	4,806

Bin count: 18

Facility: Doyon Section: D Total: 1,166,717

To Even: 1,167,000

Exam Date:06/26/2013

Tronson Grain Company LLC

Page: 5

Examiner: 1

115 West 1st Street

Doyon , ND

County:

Status	Section	Bin Number	Bin Type	Base Point	Diameter or Bu/Ft (Irreg.)	Length	Width	Side wall	Add for Hopper	Ded. for Obst.	Effective Depth	Add for Peak	Depth for Capac.	Bushels per Foot	Base Pack%	Bushel Capacity with Pack
--------	---------	------------	----------	------------	-------------------------------	--------	-------	--------------	----------------------	----------------------	--------------------	--------------------	------------------------	------------------------	---------------	------------------------------

Facility: Tolna

Section: G

G	001 T	Square	floor over bins		0.000	6.300	4.500	30.00	0.00	0.00	30.000	0.000	30.0	22.8	2.00	698
G	001 B	Square	30' to bottom		0.000	11.10	4.500	15.00	0.00	0.00	15.000	0.000	15.0	40.2	3.00	621
G	003	Square	floor over bins		0.000	4.400	4.500	30.00	0.00	0.00	30.000	0.000	30.0	15.9	2.00	487
G	004	Square	floor over bins		0.000	6.100	7.300	50.00	0.00	0.00	50.000	0.000	50.0	35.8	3.00	1,844
G	005	Square	floor over bins		0.000	11.10	13.60	69.00	0.00	0.00	69.000	0.000	69.0	121.4	6.50	8,922
G	006	Square	floor over bins		0.000	12.10	6.600	49.00	0.00	0.00	49.000	0.000	49.0	64.2	5.00	3,303
G	007	Square	floor over bins		0.000	12.10	6.600	49.00	0.00	0.00	49.000	0.000	49.0	64.2	5.00	3,303
G	009 T	Square	floor over bins		0.000	11.10	6.600	54.00	0.00	0.00	54.000	0.000	54.0	58.9	4.80	3,334
G	009 B	Square	54' to bottom		0.000	10.70	13.30	14.00	0.00	0.00	14.000	0.000	14.0	114.4	6.20	1,701
G	010	Square	floor over bins		0.000	5.800	7.300	50.00	0.00	0.00	50.000	0.000	50.0	34.0	2.50	1,743
G	011	Square	floor over bins		0.000	11.10	6.600	48.00	0.00	0.00	48.000	0.000	48.0	58.9	4.80	2,963
G	012	Square	floor over bins		0.000	11.10	7.300	48.00	0.00	0.00	48.000	0.000	48.0	65.1	5.00	3,281
G	014 T	Irregular	floor over bins 11 x 6.9 with		54.600	0.000	0.000	14.00	0.00	0.00	14.000	0.000	14.0	54.6	4.50	798
G	014 B	Square	14' to bottom		0.000	11.10	6.900	34.00	0.00	0.00	34.000	0.000	34.0	61.6	4.80	2,195
G	015	Square	floor over bins		0.000	5.800	6.900	50.00	0.00	0.00	50.000	0.000	50.0	32.2	2.50	1,650
G	016	Square	floor over bins		0.000	11.10	7.300	48.00	0.00	0.00	48.000	0.000	48.0	65.1	5.00	3,281
G	017 T	Square	floor over bins		0.000	11.10	6.300	54.00	0.00	0.00	54.000	0.000	54.0	56.2	4.80	3,181
G	017 B	Square	54' to bottom		0.000	10.70	13.30	14.00	0.00	0.00	14.000	0.000	14.0	114.4	6.20	1,701
G	018	Square	floor over bins		0.000	5.800	7.300	49.00	0.00	0.00	49.000	0.000	49.0	34.0	2.50	1,708
G	019	Square	floor over bins		0.000	5.800	6.300	49.00	0.00	0.00	49.000	0.000	49.0	29.4	2.50	1,477
G	020	Square	floor over bins		0.000	6.100	6.300	49.00	0.00	0.00	49.000	0.000	49.0	30.9	2.50	1,552

Client ID: 3981

NDPSC Bin Capacity Chart

10/01/2013 10:11:17 AM

Exam Date:06/26/2013

Tronson Grain Company LLC

Page: 6

Examiner: 1

115 West 1st Street

Doyon , ND

County:

Status	Section	Bin Number	Bin Type	Base Point	Diameter or Bu/Ft (Irreg).		Side wall	Add for Hopper	Ded. for Obst.	Effective Depth	Add for Peak	Depth for Capac.	Bushels per Foot	Base Pack%	Bushel Capacity with Pack
					Length	Width									

Facility: Tolna**Section: G**

G	021	Square	floor over bins	0.000	6.100	7.300	49.00	0.00	0.00	49.000	0.000	49.0	35.8	3.00	1,807
G	022 T	Square	floor over bins	0.000	6.400	13.80	53.00	0.00	0.00	53.000	0.000	53.0	71.0	5.20	3,959
G	022 B	Square	53' to bottom	0.000	10.70	13.40	16.00	0.00	0.00	16.000	0.000	16.0	115.3	6.20	1,959
G	023	Square	floor over bins	0.000	4.500	6.300	52.00	0.00	0.00	52.000	0.000	52.0	22.8	2.00	1,210
G	024	Square	floor over bins	0.000	4.500	7.300	52.00	0.00	0.00	52.000	0.000	52.0	26.4	2.50	1,407
G	025	Square	floor over bins	0.000	6.300	4.000	50.00	0.00	0.00	50.000	0.000	50.0	20.3	2.00	1,035
G	026	Square	floor over bins	0.000	6.100	6.900	50.00	0.00	0.00	50.000	0.000	50.0	33.8	2.50	1,732
G	027	Peaked	top of sidewall	35.900	0.000	0.000	62.30	0.00	0.00	62.300	2.200	64.5	813.7	10.0	57,732
G	028	Peaked	top of sidewall	41.800	0.000	0.000	47.70	0.00	0.00	47.700	2.500	50.2	1103.1	10.0	60,914
G	029	Peaked	top of sidewall	41.800	0.000	0.000	48.00	0.00	0.00	48.000	2.500	50.5	1103.1	10.0	61,278
G	030	Peaked	top of sidewall	29.900	0.000	0.000	62.50	0.00	0.00	62.500	1.800	64.3	564.4	9.00	39,557
G	031	Peaked	top of sidewall	32.900	0.000	0.000	62.50	0.00	0.00	62.500	2.000	64.5	683.4	9.50	48,267
G	032	Peaked	top of sidewall	32.900	0.000	0.000	64.00	0.00	0.00	64.000	2.000	66.0	683.4	9.50	49,389
G	033	Peaked	top of sidewall	18.000	0.000	0.000	24.00	0.00	0.00	24.000	1.100	25.1	204.6	6.00	5,443
G	034	Peaked	top of sidewall	12.200	0.000	0.000	15.00	2.00	0.00	17.000	0.700	17.7	94.0	5.00	1,747
G	035	Peaked	top of sidewall	14.500	0.000	0.000	17.00	2.00	0.00	19.000	0.900	19.9	132.7	5.50	2,786
G	036	Peaked	top of sidewall	14.500	0.000	0.000	17.00	2.00	0.00	19.000	0.900	19.9	132.7	5.50	2,786

Bin count: 38

Facility: Tolna Section: G Total: 392,751

To Even: 393,000

Client ID: 3981

NDPSC Bin Capacity Chart

10/01/2013 10:11:17 AM

Exam Date:06/26/2013

Tronson Grain Company LLC
115 West 1st Street
Doyon , ND
County:

Page: 7

Examiner: 1

Status	Section	Bin Number	Bin Type	Base Point	Diameter or Bu/Ft (Irreg.)	Length	Width	Side wall	Add for Hopper	Ded. for Obst.	Effective Depth	Add for Peak	Depth for Capac.	Bushels per Foot	Base Pack%	Bushel Capacity with Pack
--------	---------	------------	----------	------------	-------------------------------	--------	-------	--------------	----------------------	----------------------	--------------------	--------------------	------------------------	------------------------	---------------	------------------------------

Facility: Tolna

Section: I

I	201	Peaked	top of sidewall farm site		41.900	0.000	0.000	21.30	0.00	0.00	21.300	2.500	23.8	1108.4	10.0	29,018
I	202	Peaked	top of sidewall farm site		41.900	0.000	0.000	21.30	0.00	0.00	21.300	2.500	23.8	1108.4	10.0	29,018
I	203	Quonset	get dimensions		0.000	158.0	48.00	9.000	0.00	0.00	9.000	0.000	9.0	5950.3	10.0	58,909

Bin count: 3

Facility: Tolna Section: I Total: 116,945

To Even: 117,000

Overall Licensed Bin Capacity for:

Tronson Grain Company LLC

Bin count: 112

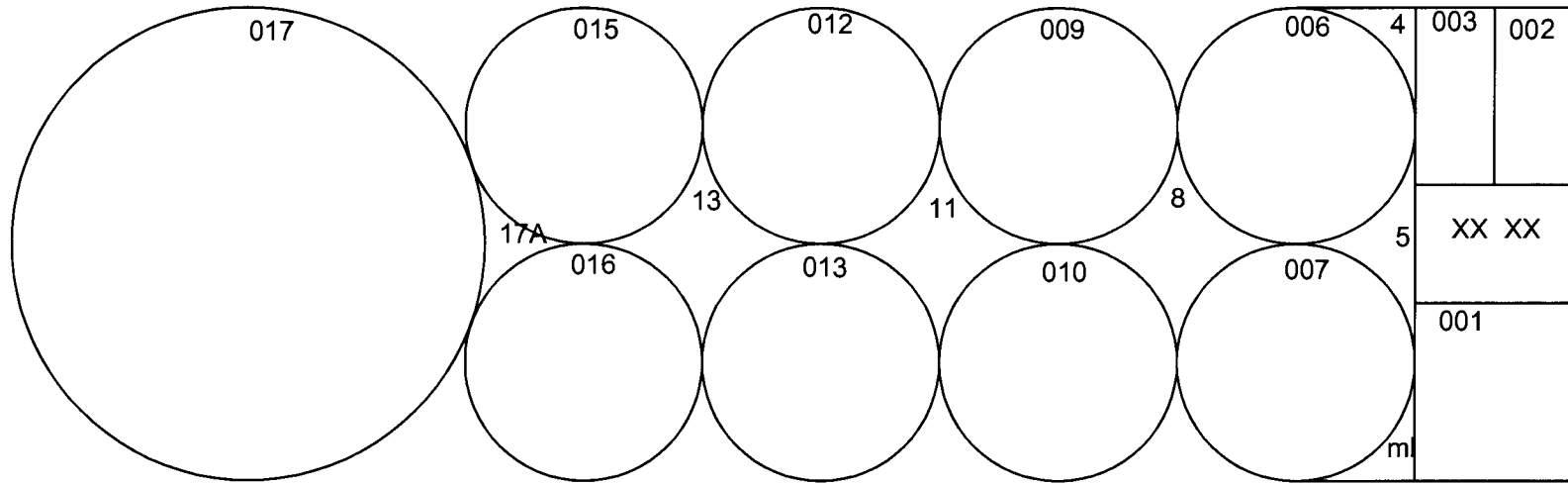
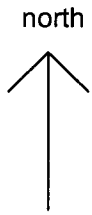
Licensed Capacity:
(includes pack)

2,513,195 Bu.

Licensed Capacity (to even):
(includes pack and section totals are
rounded up to next highest 1000)

2,515,000 Bu.

TRONSON GRAIN CO. LLC
DOYON ND C# 3981
SECTION D
Concrete complex

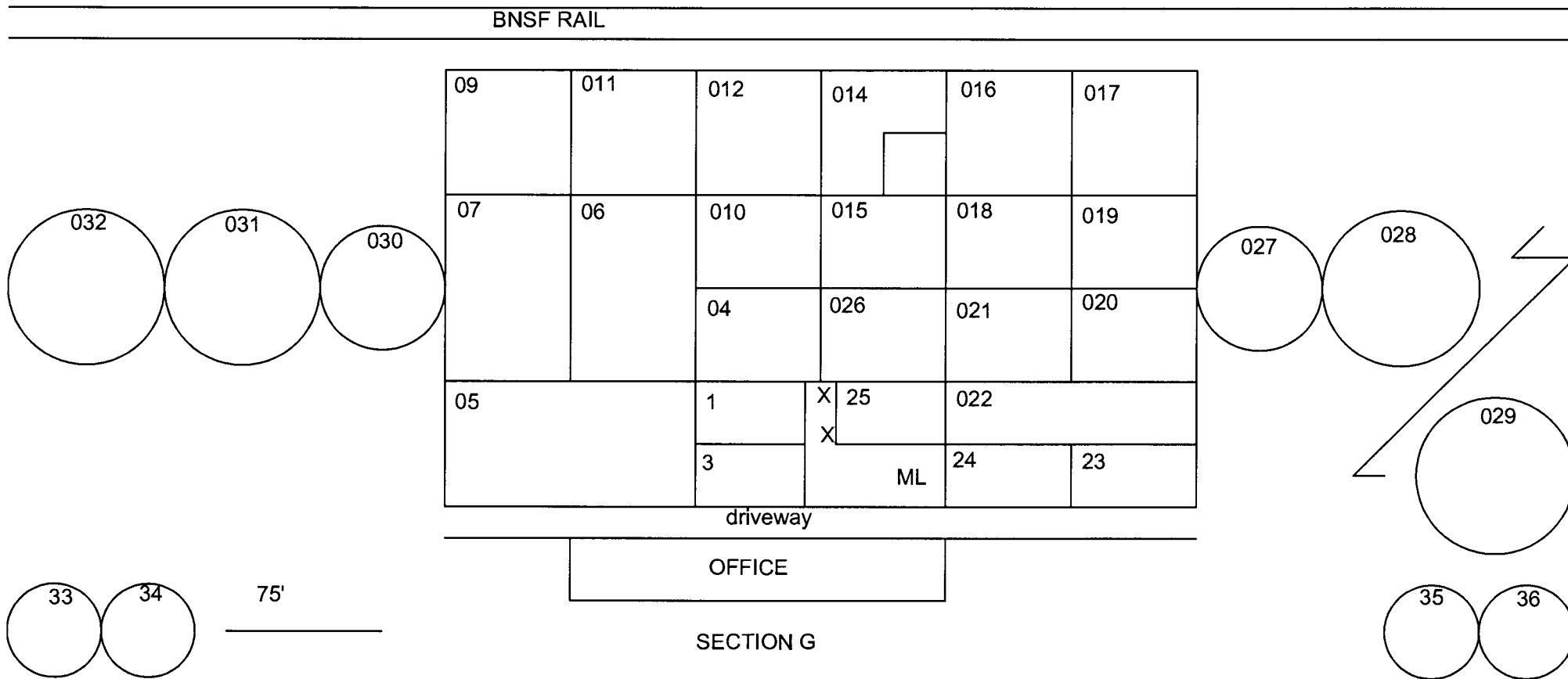


BNSF RAIL LOOP

dryer

TRONSON GRAIN CO. LLC
 DOYON ND C# 3981

TOLNA Location
 SECTION G



SECTION H
 quonset located south across
 street from office

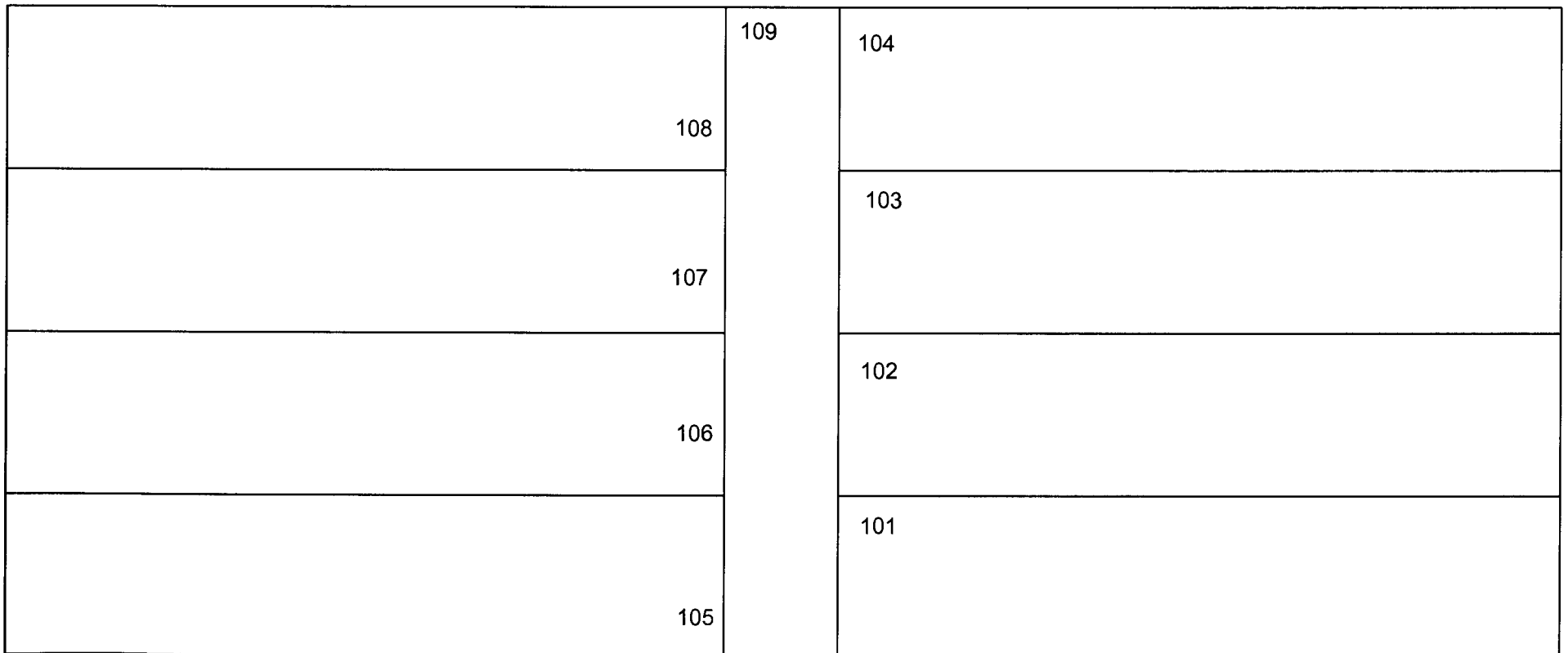
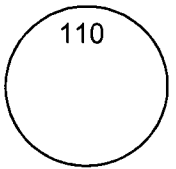
SECTION I Luehring bin site
 located .4 M. N & .4M W consist:
 of quonset and 2 tanks.

TRONSON GRAIN CO. LLC
DOYON ND. LLC

Warehouse South of HWY 2
Section C

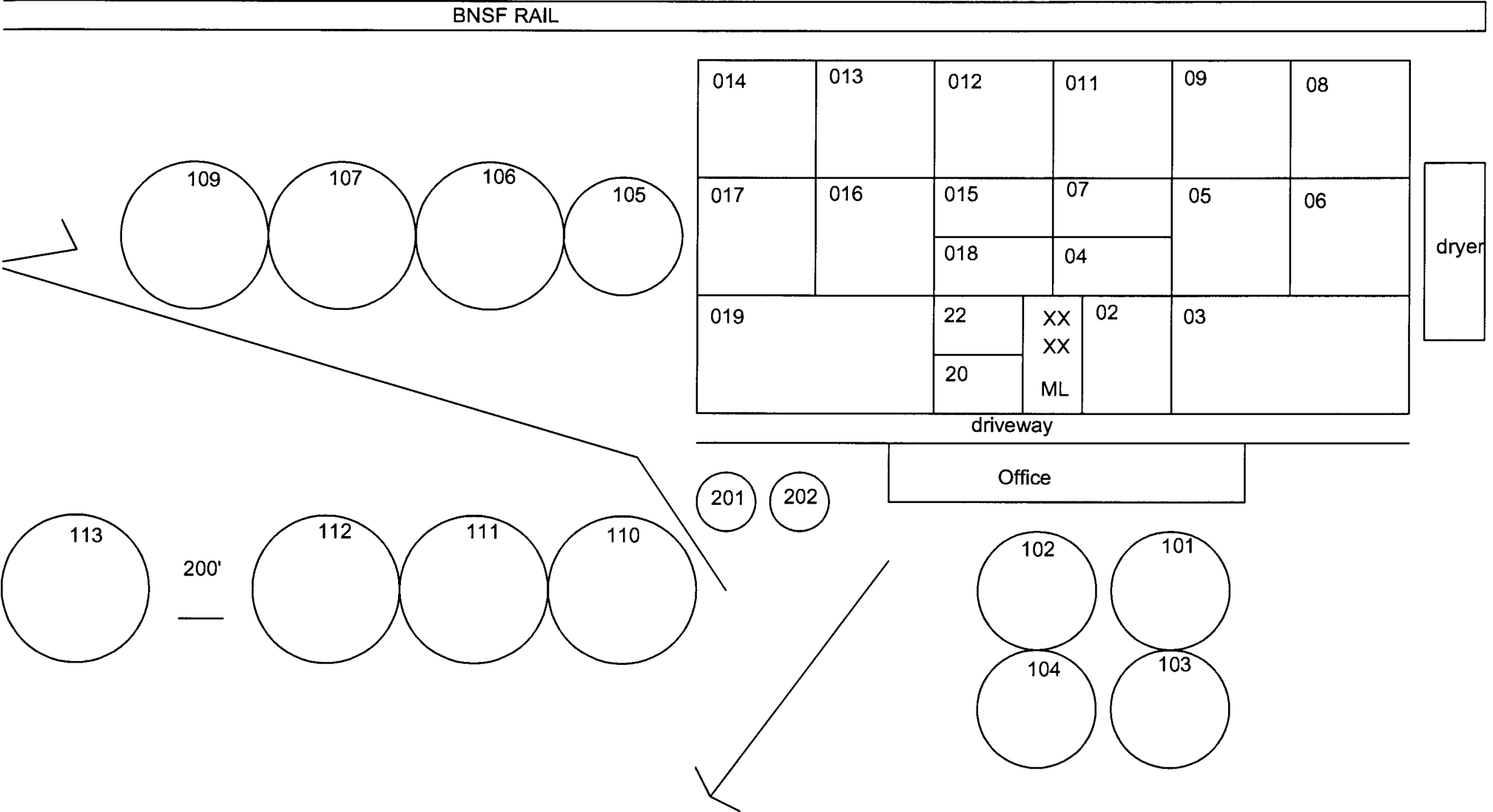
bins 101 thru 108
119.2'L x 24.9' W grain wall ht. 16.0'
center alley 109 108.6' L x 49.3' W

south



TRONSON GRAIN CO. LLC
DOYON ND C# 3981

Section A



Scale & Main Office
1/2 block SE
Section C 004 flat south of office
Section C 005 flat west of office