

Exam Date:07/20/2011

Hebron Farmers Elevator Co

Page: 1

Examiner: 1

PO Box 90  
Hebron , ND  
County:

Status	Section	Bin Number	Bin Type	Base Point	Diameter or Bu/Ft (Irreg).		Side wall	Add for Hopper	Ded. for Obst.	Effective Depth	Add for Peak	Depth for Capac.	Bushels per Foot	Base Pack%	Bushel Capacity with Pack	
					Length	Width										
	A	001	Square	workfloor	0.000	11.20	6.200	47.00	0.00	0.00	47.000	0.000	47.0	55.8	4.80	2,749
	A	002 T	Square	cribbing	0.000	10.90	5.800	46.00	0.00	0.00	46.000	0.000	46.0	50.8	4.50	2,442
	A	002B	Square	cribbing T46'	0.000	10.70	12.00	12.00	0.00	0.00	12.000	0.000	12.0	103.2	6.00	1,312
	A	003	Square	workfloor	0.000	10.90	5.800	46.00	0.00	0.00	46.000	0.000	46.0	50.8	4.50	2,442
	A	004	Square	workfloor	0.000	6.500	4.000	47.00	0.00	0.00	47.000	0.000	47.0	20.9	2.00	1,002
	A	005 T	Square	cribbing	0.000	11.20	5.800	46.00	0.00	0.00	46.000	0.000	46.0	52.2	4.50	2,509
	A	005B	Square	cribbing T46'	0.000	11.00	12.00	12.00	0.00	0.00	12.000	0.000	12.0	106.1	6.20	1,352
	A	006	Square	workfloor	0.000	11.20	6.200	47.00	0.00	0.00	47.000	0.000	47.0	55.8	4.80	2,749
	A	007	Square	workfloor	0.000	10.90	5.800	46.00	0.00	0.00	46.000	0.000	46.0	50.8	4.50	2,442
	A	009 T	Square	cribbing	0.000	10.90	5.800	46.00	0.00	0.00	46.000	0.000	46.0	50.8	4.50	2,442
	A	009B	Square	cribbing T46'	0.000	10.70	12.00	12.00	0.00	0.00	12.000	0.000	12.0	103.2	6.00	1,312
	A	010	Square	work floor	0.000	10.90	5.800	46.00	0.00	0.00	46.000	0.000	46.0	50.8	4.50	2,442
	A	012	Square	work floor	0.000	10.90	6.300	46.00	0.00	0.00	46.000	0.000	46.0	55.2	4.80	2,661
	A	014	Square	work floor	0.000	10.90	6.300	46.00	0.00	0.00	46.000	0.000	46.0	55.2	4.80	2,661
	A	015	Square	work floor	0.000	10.90	5.800	46.00	0.00	0.00	46.000	0.000	46.0	50.8	4.50	2,442
	A	016 T	Square	cribbing	0.000	10.90	5.800	46.00	0.00	0.00	46.000	0.000	46.0	50.8	4.50	2,442
	A	016B	Square	cribbing T46'	0.000	10.70	12.00	12.00	0.00	0.00	12.000	0.000	12.0	103.2	6.00	1,312
	A	017	Square	work floor	0.000	10.90	5.800	46.00	0.00	0.00	46.000	0.000	46.0	50.8	4.50	2,442
	A	018 T	Square	cribbing	0.000	10.90	5.800	46.00	0.00	0.00	46.000	0.000	46.0	50.8	4.50	2,442
	A	018B	Square	cribbing T46'	0.000	11.00	12.00	12.00	0.00	0.00	12.000	0.000	12.0	106.1	6.20	1,352
	A	019 T	Square	cribbing	0.000	6.000	12.00	46.00	0.00	0.00	46.000	0.000	46.0	57.9	4.80	2,791
	A	019B	Square	cribbing T46'	0.000	10.50	12.00	12.00	0.00	0.00	12.000	0.000	12.0	101.3	6.00	1,289
	A	020	Square	work floor	0.000	4.500	3.500	46.00	0.00	0.00	46.000	0.000	46.0	12.7	2.00	596

**Section: A**

Exam Date:07/20/2011

Hebron Farmers Elevator Co

Page: 2

Examiner: 1

PO Box 90  
Hebron , ND  
County:

Status	Section	Bin Number	Bin Type	Base Point	Diameter or Bu/Ft (Irreg).		Side wall	Add for Hopper	Ded. for Obst.	Effective Depth	Add for Peak	Depth for Capac.	Bushels per Foot	Base Pack%	Bushel Capacity with Pack	
					Length	Width										
	A	021	Square	work floor	0.000	4.500	4.000	46.00	0.00	0.00	46.000	0.000	46.0	14.5	2.00	680
	A	022	Square	work floor	0.000	4.500	3.500	46.00	0.00	0.00	46.000	0.000	46.0	12.7	2.00	596
	A	023	Square	work floor	0.000	4.500	4.000	46.00	0.00	0.00	46.000	0.000	46.0	14.5	2.00	680
	A	024	Square	work floor	0.000	6.000	4.000	45.00	0.00	0.00	45.000	0.000	45.0	19.3	2.00	886
	A	101 T	Square	catwalk	0.000	11.50	10.50	49.00	0.00	0.00	49.000	0.000	49.0	97.1	6.00	5,043
	A	101B	Square	catwalk T49'	0.000	13.00	10.50	8.500	0.00	0.00	8.500	0.000	8.5	109.7	6.20	990
	A	102 T	Square	catwalk	0.000	11.50	10.50	49.00	0.00	0.00	49.000	0.000	49.0	97.1	6.00	5,043
	A	102B	Square	catwalk T49'	0.000	13.00	10.50	8.500	0.00	0.00	8.500	0.000	8.5	109.7	6.20	990
	A	103 T	Square	catwalk	0.000	11.50	10.50	49.00	0.00	0.00	49.000	0.000	49.0	97.1	6.00	5,043
	A	103B	Square	catwalk T49'	0.000	13.00	10.50	8.500	0.00	0.00	8.500	0.000	8.5	109.7	6.20	990
	A	104 T	Square	catwalk	0.000	11.50	10.50	49.00	0.00	0.00	49.000	0.000	49.0	97.1	6.00	5,043
	A	104B	Square	catwalk T49'	0.000	13.00	10.50	8.500	0.00	0.00	8.500	0.000	8.5	109.7	6.20	990
	A	105 T	Square	catwalk	0.000	11.50	10.50	49.00	0.00	0.00	49.000	0.000	49.0	97.1	6.00	5,043
	A	105B	Square	catwalk T49'	0.000	13.00	10.50	8.500	0.00	0.00	8.500	0.000	8.5	109.7	6.20	990
	A	106 T	Square	catwalk	0.000	11.50	10.50	49.00	0.00	0.00	49.000	0.000	49.0	97.1	6.00	5,043
	A	106B	Square	catwalk T49'	0.000	13.00	10.50	8.500	0.00	0.00	8.500	0.000	8.5	109.7	6.20	990
	A	107 T	Square	catwalk	0.000	11.50	10.50	49.00	0.00	0.00	49.000	0.000	49.0	97.1	6.00	5,043
	A	107B	Square	catwalk T49'	0.000	13.00	10.50	8.500	0.00	0.00	8.500	0.000	8.5	109.7	6.20	990
	A	108 T	Square	catwalk	0.000	11.50	10.50	49.00	0.00	0.00	49.000	0.000	49.0	97.1	6.00	5,043
	A	108B	Square	catwalk T8.5	0.000	13.00	10.50	8.500	0.00	0.00	8.500	0.000	8.5	109.7	6.20	990
	A	109	Square	catwalk	0.000	9.000	10.50	48.00	0.00	0.00	48.000	0.000	48.0	76.0	5.50	3,849
	A	110	Square	catwalk	0.000	9.000	10.50	48.00	0.00	0.00	48.000	0.000	48.0	76.0	5.50	3,849
	A	111	Square	catwalk	0.000	9.000	10.50	48.00	0.00	0.00	48.000	0.000	48.0	76.0	5.50	3,849

**Section: A**

Exam Date:07/20/2011

Hebron Farmers Elevator Co

Page: 3

Examiner: 1

PO Box 90  
Hebron , ND  
County:

Status	Section	Bin Number	Bin Type	Base Point	Diameter or Bu/Ft (Irreg.)		Side wall	Add for Hopper	Ded. for Obst.	Effective Depth	Add for Peak	Depth for Capac.	Bushels per Foot	Base Pack%	Bushel Capacity with Pack	
					Length	Width										
	A	112	Square	catwalk	0.000	9.000	6.000	48.00	0.00	0.00	48.000	0.000	48.0	43.4	3.50	2,156
	A	201 T	Square	catwalk	0.000	11.80	10.40	49.00	0.00	0.00	49.000	0.000	49.0	98.6	6.00	5,121
	A	201B	Square	catwalk T49'	0.000	15.30	10.20	6.000	0.00	0.00	6.000	0.000	6.0	125.5	6.50	802
	A	202 T	Square	catwalk	0.000	11.80	10.80	49.00	0.00	0.00	49.000	0.000	49.0	102.4	6.00	5,319
	A	202B	Square	catwalk T49'	0.000	15.30	10.50	6.000	0.00	0.00	6.000	0.000	6.0	129.1	6.50	825
	A	203 T	Square	catwalk	0.000	11.80	10.80	49.00	0.00	0.00	49.000	0.000	49.0	102.4	6.00	5,319
	A	203B	Square	catwalk T49'	0.000	15.30	10.50	6.000	0.00	0.00	6.000	0.000	6.0	129.1	6.50	825
	A	204 T	Square	catwalk	0.000	11.80	10.40	49.00	0.00	0.00	49.000	0.000	49.0	98.6	6.00	5,121
	A	204B	Square	catwalk T49'	0.000	15.30	10.20	6.000	0.00	0.00	6.000	0.000	6.0	125.5	6.50	802
	A	205 T	Square	catwalk	0.000	11.80	10.40	49.00	0.00	0.00	49.000	0.000	49.0	98.6	6.00	5,121
	A	205B	Square	catwalk T49'	0.000	13.50	10.20	6.000	0.00	0.00	6.000	0.000	6.0	110.7	6.20	705
	A	206 T	Square	catwalk	0.000	11.80	10.80	49.00	0.00	0.00	49.000	0.000	49.0	102.4	6.00	5,319
	A	206B	Square	catwalk T49'	0.000	13.50	10.50	6.000	0.00	0.00	6.000	0.000	6.0	113.9	6.20	725
	A	207 T	Square	catwalk	0.000	11.80	10.80	49.00	0.00	0.00	49.000	0.000	49.0	102.4	6.00	5,319
	A	207B	Square	catwalk T49'	0.000	13.50	10.50	6.000	0.00	0.00	6.000	0.000	6.0	113.9	6.20	725
	A	208 T	Square	catwalk	0.000	11.80	10.40	49.00	0.00	0.00	49.000	0.000	49.0	98.6	6.00	5,121
	A	208B	Square	catwalk T49'	0.000	13.50	10.20	6.000	0.00	0.00	6.000	0.000	6.0	110.7	6.20	705
	A	209	Square	catwalk	0.000	9.200	10.40	46.00	0.00	0.00	46.000	0.000	46.0	76.9	5.50	3,732
	A	210	Square	catwalk	0.000	9.200	10.80	46.00	0.00	0.00	46.000	0.000	46.0	79.9	5.50	3,877
	A	211	Square	catwalk	0.000	9.200	10.80	46.00	0.00	0.00	46.000	0.000	46.0	79.9	5.50	3,877
	A	212	Square	catwalk	0.000	9.200	10.40	46.00	0.00	0.00	46.000	0.000	46.0	76.9	5.50	3,732
	A	301	Peaked	eave	16.000	0.000	0.000	12.00	1.70	0.00	13.700	1.000	14.7	161.6	5.80	2,514
	A	401	Peaked	eave	42.000	0.000	0.000	39.40	0.00	0.00	39.400	2.500	41.9	1113.7	10.0	51,330

**Section: A**

Exam Date:07/20/2011

Hebron Farmers Elevator Co

Page: 4

Examiner: 1

PO Box 90  
Hebron, ND  
County:

Status	Section	Bin Number	Bin Type	Base Point	Diameter or Bu/Ft (Irreg.)	Length	Width	Side wall	Add for Hopper	Ded. for Obst.	Effective Depth	Add for Peak	Depth for Capac.	Bushels per Foot	Base Pack%	Bushel Capacity with Pack
--------	---------	------------	----------	------------	-------------------------------	--------	-------	--------------	----------------------	----------------------	--------------------	--------------------	------------------------	------------------------	---------------	------------------------------

**Section: A**

A	402	Peaked	eave		42.000	0.000	0.000	39.40	0.00	0.00	39.400	2.500	41.9	1113.7	10.0	51,330
---	-----	--------	------	--	--------	-------	-------	-------	------	------	--------	-------	------	--------	------	--------

Bin count: 70

Facility: Hebron Section: A Total: **280,700**To Even: **281,000****Section: B**

B	001	Peaked	eave		18.000	0.000	0.000	16.00	0.00	0.00	16.000	1.100	17.1	204.6	6.00	3,709
B	002	Peaked	eave		18.000	0.000	0.000	16.00	0.00	0.00	16.000	1.100	17.1	204.6	6.00	3,709
B	003	Peaked	eave		18.000	0.000	0.000	16.00	0.00	0.00	16.000	1.100	17.1	204.6	6.00	3,709
B	004	Peaked	eave		18.000	0.000	0.000	16.00	0.00	0.00	16.000	1.100	17.1	204.6	6.00	3,709
B	005	Peaked	eave		18.000	0.000	0.000	16.00	0.00	0.00	16.000	1.100	17.1	204.6	6.00	3,709

Bin count: 5

Facility: Hebron Section: B Total: **18,545**To Even: **19,000****Section: C**

C	101	Quonset	Quonset need diamentions		0.000	80.00	42.00	8.000	0.00	0.00	8.000	0.000	8.0	2634.1	10.0	23,180
---	-----	---------	--------------------------	--	-------	-------	-------	-------	------	------	-------	-------	-----	--------	------	--------

Bin count: 1

Facility: Hebron Section: C Total: **23,180**To Even: **24,000****Section: D**

D	001	Peaked	top of sidewall		15.500	0.000	0.000	15.00	2.30	0.00	17.300	0.900	18.2	151.7	5.50	2,913
D	002	Peaked	top of sidewall		15.500	0.000	0.000	15.00	2.30	0.00	17.300	0.900	18.2	151.7	5.50	2,913
D	003	Peaked	top of sidewall		15.500	0.000	0.000	15.00	2.30	0.00	17.300	0.900	18.2	151.7	5.50	2,913

Exam Date: 07/20/2011

Hebron Farmers Elevator Co  
 PO Box 90  
 Hebron, ND  
 County:

Page: 5

Examiner: 1

Status	Section	Bin Number	Bin Type	Base Point	Diameter or Bu/Ft (Irreg.)		Side wall	Add for Hopper	Ded. for Obst.	Effective Depth	Add for Peak	Depth for Capac.	Bushels per Foot	Base Pack%	Bushel Capacity with Pack	
					Length	Width										
	<b>Section: D</b>															
	D	004	Peaked	top of sidewall	15.500	0.000	0.000	15.00	2.30	0.00	17.300	0.900	18.2	151.7	5.50	2,913
	D	005	Peaked	top of sidewall	16.000	0.000	0.000	15.00	2.30	0.00	17.300	1.000	18.3	161.6	5.80	3,129
	D	006	Peaked	top of sidewall	16.000	0.000	0.000	15.00	2.30	0.00	17.300	1.000	18.3	161.6	5.80	3,129
	D	007	Peaked	top of sidewall	15.500	0.000	0.000	15.00	2.30	0.00	17.300	0.900	18.2	151.7	5.50	2,913
	D	008	Peaked	top of sidewall	15.500	0.000	0.000	15.00	2.30	0.00	17.300	0.900	18.2	151.7	5.50	2,913

Bin count: 8

Facility: Hebron Section: D Total: 23,736

To Even: 24,000

**Overall Licensed Bin Capacity for:**

Hebron Farmers Elevator Co

Bin count: 84

**Licensed Capacity:**  
 (includes pack)

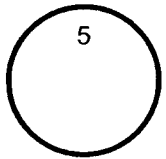
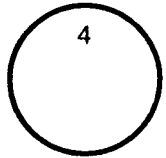
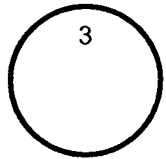
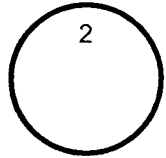
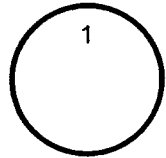
346,161 Bu.

**Licensed Capacity (to even):**  
 (includes pack and section totals are rounded up to next highest 1000)

348,000 Bu.

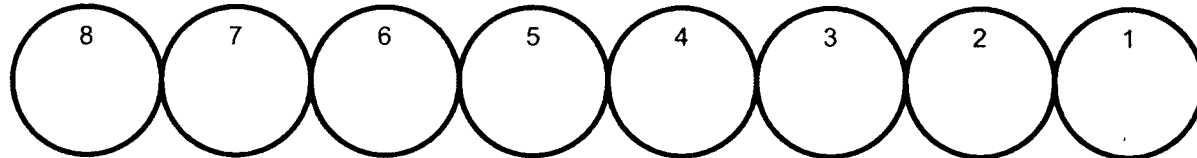


Hebron Farmers  
Sections B & C & D




Sec. B

.8 miles west  
on main ST.  
.2 miles South



Section D  
Hopper Tanks  
west of section A

Section C  
1/2 block East &  
1/2 block south  
of Section A



Low point of roof = 16'  
Bottom Skylight = 9.2'  
Irregular Quonset