

Exam Date:01/23/2014

Dakota Midland Grain, LLC

Page: 1

Examiner: 1

PO Box 188

Voltaire, ND

County:

Phone: 701-338-2530

CCC Number:

Location/Container Numbers/Comments	Section	Capacity
PART A - ADDITIONAL SPACE TO BE INCLUDED UNDER LICENSE		
101	B	761,838
102	B	761,838
		Total: 1,523,676
PART B - SPACE TO BE DELETED UNDER LICENSE		
<NO BINS DELETED>		
		Total: 0
PART C - ALL SPACE TO BE INCLUDED UNDER LICENSE		
	B	3,843,000
	C	220,000
	G	1,500,000
	O	1,038,000
	W	750,000
	Y	700,000
	Z	300,000
		Total: 8,351,000
PART D - TOTAL CAPACITY BY FUNCTIONAL UNIT		
Norwich 1072	C Z	520,000
Surrey 1075	B G	5,343,000
Voltaire 1070	O W Y	2,488,000
		Total: 8,351,000

Exam Date:01/23/2014

Dakota Midland Grain, LLC

Page: 1

Examiner: 1

PO Box 188
Voltaire, ND
County:

Status	Section	Bin Number	Bin Type	Base Point	Diameter or Bu/Ft (Irreg.) Length	Width	Side wall	Add for Hopper	Ded. for Obst.	Effective Depth	Add for Peak	Depth for Capac.	Bushels per Foot	Base Pack%	Bushel Capacity with Pack
--------	---------	------------	----------	------------	---	-------	--------------	----------------------	----------------------	--------------------	--------------------	------------------------	------------------------	---------------	------------------------------

Facility: Norwich

Section: C

C	002	Square	work floor		0.000	9.100	4.100	51.00	0.00	0.00	51.000	0.000	51.0	30.0	2.50	1,568
C	004 T	Square	work floor		0.000	9.100	8.700	54.00	0.00	0.00	54.000	0.000	54.0	63.6	5.00	3,606
C	004 B	Square	work floor- top 54'		0.000	9.100	13.10	15.00	0.00	0.00	15.000	0.000	15.0	95.8	6.00	1,523
C	005	Square	work floor		0.000	13.10	6.000	51.00	0.00	0.00	51.000	0.000	51.0	63.2	5.00	3,384
C	006	Square	work floor		0.000	7.800	6.000	52.00	0.00	0.00	52.000	0.000	52.0	37.6	3.00	2,014
C	008	Square	work floor		0.000	13.10	6.000	51.00	0.00	0.00	51.000	0.000	51.0	63.2	5.00	3,384
C	009	Square	work floor		0.000	13.10	9.000	69.00	0.00	0.00	69.000	0.000	69.0	94.8	6.00	6,933
C	010	Square	work floor		0.000	7.800	6.000	52.00	0.00	0.00	52.000	0.000	52.0	37.6	3.00	2,014
C	011	Square	work floor		0.000	9.000	7.800	52.00	0.00	0.00	52.000	0.000	52.0	56.4	4.80	3,074
C	014 T	Irregular	work floor 9x7.3 with obstruct		17.600	0.000	0.000	15.00	0.00	0.00	15.000	0.000	15.0	17.6	2.00	269
C	014 B	Square	work floor - top 15'		0.000	9.000	7.300	37.00	0.00	0.00	37.000	0.000	37.0	52.8	4.50	2,042
C	016	Square	work floor		0.000	9.000	13.10	69.00	0.00	0.00	69.000	0.000	69.0	94.8	6.00	6,933
C	017	Square	work floor		0.000	7.300	6.000	52.00	0.00	0.00	52.000	0.000	52.0	35.2	3.00	1,885
C	018	Square	work floor		0.000	13.10	12.20	70.00	0.00	0.00	70.000	0.000	70.0	128.5	6.50	9,580
C	020	Square	work floor		0.000	7.300	6.000	52.00	0.00	0.00	52.000	0.000	52.0	35.2	3.00	1,885
C	021	Square	work floor		0.000	13.10	9.100	69.00	0.00	0.00	69.000	0.000	69.0	95.8	6.00	7,007
C	023	Square	work floor		0.000	9.100	3.800	50.00	0.00	0.00	50.000	0.000	50.0	27.8	2.50	1,425
C	101 T	Square	work floor		0.000	12.50	9.500	33.50	0.00	0.00	33.500	0.000	33.5	95.5	6.00	3,391
C	101 B	Square	work floor - top 33.5'		0.000	9.500	9.200	7.500	0.00	0.00	7.500	0.000	7.5	70.3	5.20	554
C	102	Square	work floor		0.000	12.40	9.500	41.00	0.00	0.00	41.000	0.000	41.0	94.7	6.00	4,116
C	103 T	Square	work floor		0.000	12.50	9.700	33.50	0.00	0.00	33.500	0.000	33.5	97.5	6.00	3,462

Status	Section	Bin Number	Bin Type	Base Point	Diameter or Bu/Ft (Irreg.)	Length	Width	Side wall	Add for Hopper	Ded. for Obst.	Effective Depth	Add for Peak	Depth for Capac.	Bushels per Foot	Base Pack%	Bushel Capacity with Pack
--------	---------	------------	----------	------------	-------------------------------	--------	-------	--------------	----------------------	----------------------	--------------------	--------------------	------------------------	------------------------	---------------	------------------------------

Facility: Norwich

Section: C

C	103 B	Square	work floor -top 33.5'	0.000	9.700	9.200	7.500	0.00	0.00	7.500	0.000	7.5	71.7	5.20	566
C	104	Square	work floor	0.000	12.40	9.700	41.00	0.00	0.00	41.000	0.000	41.0	96.7	6.00	4,203
C	105 T	Square	work floor	0.000	12.50	9.700	33.50	0.00	0.00	33.500	0.000	33.5	97.5	6.00	3,462
C	105 B	Square	work floor -top 33.5'	0.000	9.700	9.200	7.500	0.00	0.00	7.500	0.000	7.5	71.7	5.20	566
C	106	Square	work floor	0.000	12.40	9.700	41.00	0.00	0.00	41.000	0.000	41.0	96.7	6.00	4,203
C	107 T	Square	work floor	0.000	12.50	9.700	33.50	0.00	0.00	33.500	0.000	33.5	97.5	6.00	3,462
C	107 B	Square	work floor - top 33.5'	0.000	9.700	9.200	7.500	0.00	0.00	7.500	0.000	7.5	71.7	5.20	566
C	108	Square	work floor	0.000	12.40	9.700	41.00	0.00	0.00	41.000	0.000	41.0	96.7	6.00	4,203
C	109 T	Square	work floor	0.000	12.50	9.500	33.50	0.00	0.00	33.500	0.000	33.5	95.5	6.00	3,391
C	109 B	Square	work floor - top 33.5'	0.000	9.500	9.200	6.500	0.00	0.00	6.500	0.000	6.5	70.3	5.20	481
C	110	Square	work floor	0.000	12.40	9.500	40.00	0.00	0.00	40.000	0.000	40.0	94.7	6.00	4,015
C	201	Peaked	top of sidewall	26.900	0.000	0.000	40.00	0.00	0.00	40.000	1.600	41.6	456.9	8.50	20,623
C	301	Peaked	top of sidewall	32.900	0.000	0.000	64.70	0.00	0.00	64.700	2.000	66.7	683.4	9.50	49,913
C	302	Peaked	top of sidewall	32.900	0.000	0.000	64.70	0.00	0.00	64.700	2.000	66.7	683.4	9.50	49,913

Bin count: 35

Facility: Norwich Section: C Total: **219,616**

To Even: **220,000**

Section: Z

Z	ground	Temporary	ground storage	23.000	282.0	120.0	0.100	0.00	0.00	0.100	9.900	10.0	27202.6	10.0	299,229
---	--------	-----------	----------------	--------	-------	-------	-------	------	------	-------	-------	------	---------	------	---------

Client ID: 2521

NDPSC Bin Capacity Chart

01/23/2014 11:04:07 AM

Exam Date:01/23/2014

Dakota Midland Grain, LLC

Page: 3

Examiner: 1

PO Box 188
Voltaire, ND
County:

Status	Section	Bin Number	Bin Type	Base Point	Diameter or Bu/Ft (Irreg.)	Length	Width	Side wall	Add for Hopper	Ded. for Obst.	Effective Depth	Add for Peak	Depth for Capac.	Bushels per Foot	Base Pack%	Bushel Capacity with Pack
--------	---------	------------	----------	------------	-------------------------------	--------	-------	--------------	----------------------	----------------------	--------------------	--------------------	------------------------	------------------------	---------------	------------------------------

Bin count: 1

Facility: Norwich Section: Z Total: **299,229**

To Even: **300,000**

Exam Date:01/23/2014

Dakota Midland Grain, LLC

Page: 4

Examiner: 1

PO Box 188
Voltaire , ND
County:

Status	Section	Bin Number	Bin Type	Base Point	Diameter or Bu/Ft (Irreg).	Length	Width	Side wall	Add for Hopper	Ded. for Obst.	Effective Depth	Add for Peak	Depth for Capac.	Bushels per Foot	Base Pack%	Bushel Capacity with Pack
--------	---------	------------	----------	------------	-------------------------------	--------	-------	--------------	----------------------	----------------------	--------------------	--------------------	------------------------	------------------------	---------------	------------------------------

Facility: Surrey

Section: B

B	001	Square	bottom of slab	0.000	20.00	16.00	40.00	2.50	0.25	42.250	0.000	42.3	257.2	7.00	11,642
B	002	Square	bottom of slab	0.000	14.00	9.700	92.20	2.70	0.35	94.550	0.000	94.6	109.2	6.20	10,970
B	003	Square	bottom of slab	0.000	14.00	9.700	92.20	2.70	0.35	94.550	0.000	94.6	109.2	6.20	10,970
B	004	Square	bottom of slab	0.000	14.00	9.700	92.20	2.70	0.35	94.550	0.000	94.6	109.2	6.20	10,970
B	005	Square	bottom of slab	0.000	14.00	9.700	92.20	2.70	0.35	94.550	0.000	94.6	109.2	6.20	10,970
B	006	Irregular-R	bottom of slab	34.800	7.424	0.000	84.20	2.20	0.00	86.400	0.000	86.4	34.8	4.50	3,142
B	007	Irregular-R	bottom of slab	73.100	10.76	0.000	137.0	0.00	0.00	137.00	0.000	137.0	73.1	4.80	10,496
B	008	Round	bottom of slab	34.000	0.000	0.000	137.0	0.00	0.00	137.00	0.000	137.0	729.8	9.80	109,781
B	009	Round	bottom of slab	34.000	0.000	0.000	137.0	0.00	0.00	137.00	0.000	137.0	729.8	9.80	109,781
B	010	Interstice	bottom of slab	32.400	0.000	0.000	137.0	0.00	0.00	137.00	0.000	137.0	181.1	5.80	26,250
B	011	Round	bottom of slab	34.000	0.000	0.000	137.0	0.00	0.00	137.00	0.000	137.0	729.8	9.80	109,781
B	012	Round	bottom of slab	34.000	0.000	0.000	137.0	0.00	0.00	137.00	0.000	137.0	729.8	9.80	109,781
B	013	Interstice	bottom of slab	32.400	0.000	0.000	137.0	0.00	0.00	137.00	0.000	137.0	181.1	5.80	26,250
B	014	Round	bottom of slab	34.000	0.000	0.000	137.0	0.00	0.00	137.00	0.000	137.0	729.8	9.80	109,781
B	015	Round	bottom of slab	34.000	0.000	0.000	137.0	0.00	0.00	137.00	0.000	137.0	729.8	9.80	109,781
B	016	Interstice	bottom of slab	32.400	0.000	0.000	137.0	0.00	0.00	137.00	0.000	137.0	181.1	5.80	26,250
B	017	Round	bottom of slab	34.000	0.000	0.000	137.0	0.00	0.00	137.00	0.000	137.0	729.8	9.80	109,781
B	018	Round	bottom of slab	34.000	0.000	0.000	137.0	0.00	0.00	137.00	0.000	137.0	729.8	9.80	109,781
B	019	Round	bottom of slab	36.000	0.000	0.000	130.5	0.00	0.60	129.90	0.000	129.9	818.2	10.0	116,912
B	020	Round	bottom of slab	36.000	0.000	0.000	130.5	0.00	0.60	129.90	0.000	129.9	818.2	10.0	116,912
B	021	Interstice	bottom of slab	32.700	0.000	0.000	125.8	2.60	0.00	128.40	0.000	128.4	184.5	5.80	25,064

NDPSC Bin Capacity Chart

Exam Date:01/23/2014

Dakota Midland Grain, LLC
 PO Box 188
 Voltaire, ND
 County:

Examiner: 1

Status	Section	Bin Number	Bin Type	Base Point	Diameter or Bu/Ft (Irreg.) Length	Width	Side wall	Add for Hopper	Ded. for Obst.	Effective Depth	Add for Peak	Depth for Capac.	Bushels per Foot	Base Pack%	Bushel Capacity with Pack
--------	---------	------------	----------	------------	---	-------	--------------	----------------------	----------------------	--------------------	--------------------	------------------------	------------------------	---------------	------------------------------

Facility: Surrey

Section: B

	B	022	Round	bottom of slab	36.000	0.000	0.000	130.5	0.00	0.60	129.90	0.000	129.9	818.2	10.0	116,912
	B	023	Round	bottom of slab	36.000	0.000	0.000	130.5	0.00	0.60	129.90	0.000	129.9	818.2	10.0	116,912
	B	024	Interstice	bottom of slab	32.700	0.000	0.000	125.8	2.60	0.00	128.40	0.000	128.4	184.5	5.80	25,064
	B	025	Round	bottom of slab	36.000	0.000	0.000	130.5	0.00	0.60	129.90	0.000	129.9	818.2	10.0	116,912
	B	026	Round	bottom of slab	36.000	0.000	0.000	130.5	0.00	0.60	129.90	0.000	129.9	818.2	10.0	116,912
	B	027	Round	bottom of slab	76.000	0.000	0.000	133.5	0.00	0.00	133.50	0.000	133.5	3646.7	10.0	535,517
	B	027 A	Irregular	bottom of slab	38.900	6.956	6.956	125.8	3.80	0.00	129.60	0.000	129.6	38.9	3.00	5,192
Added	B	101	Peaked	eave 92.1- catwalk 105.4'	105.00	0.000	0.000	92.10	0.00	0.00	92.100	7.400	99.5	6960.6	10.0	761,838
Added	B	102	Peaked	eave 92.1- catwalk 105.4'	105.00	0.000	0.000	92.10	0.00	0.00	92.100	7.400	99.5	6960.6	10.0	761,838

Bin count: 30

Facility: Surrey Section: B Total: **3,842,143**

To Even: **3,843,000**

Section: G

	G	001	Temporary	bottom of slab	23.000	444.5	120.0	0.100	0.00	0.00	0.100	10.50	10.6	42877.8	10.0	499,956
	G	002	Temporary	bottom of slab	23.000	444.5	120.0	0.100	0.00	0.00	0.100	10.50	10.6	42877.8	10.0	499,956
	G	003	Temporary	bottom of slab	23.000	444.5	120.0	0.100	0.00	0.00	0.100	10.50	10.6	42877.8	10.0	499,956

Bin count: 3

Facility: Surrey Section: G Total: **1,499,868**

To Even: **1,500,000**

NDPSC Bin Capacity Chart

Exam Date: 01/23/2014

Dakota Midland Grain, LLC
PO Box 188
Voltaire, ND
County:

Examiner: 1

Status	Section	Bin Number	Bin Type	Base Point	Diameter or Bu/Ft (Irreg.)	Length	Width	Side wall	Add for Hopper	Ded. for Obst.	Effective Depth	Add for Peak	Depth for Capac.	Bushels per Foot	Base Pack%	Bushel Capacity with Pack
--------	---------	------------	----------	------------	-------------------------------	--------	-------	--------------	----------------------	----------------------	--------------------	--------------------	------------------------	------------------------	---------------	------------------------------

Facility: Voltaire

Section: O

O	001	Square	roof over bin		0.000	10.00	10.00	49.30	0.00	0.00	49.300	0.000	49.3	80.4	5.50	4,182
O	002	Square	roof over bin		0.000	10.00	5.000	55.00	0.00	0.00	55.000	0.000	55.0	40.2	3.00	2,277
O	003	Square	roof over bin		0.000	10.00	10.00	49.30	0.00	0.00	49.300	0.000	49.3	80.4	5.50	4,182
O	004	Square	roof over bin		0.000	10.00	10.00	49.30	0.00	0.00	49.300	0.000	49.3	80.4	5.50	4,182
O	006	Square	roof over bin		0.000	10.00	10.00	49.30	0.00	0.00	49.300	0.000	49.3	80.4	5.50	4,182
O	008	Square	roof over bin		0.000	10.00	10.00	49.30	0.00	0.00	49.300	0.000	49.3	80.4	5.50	4,182
O	009	Square	roof over bin		0.000	10.00	10.00	49.30	0.00	0.00	49.300	0.000	49.3	80.4	5.50	4,182
O	010	Square	roof over bin		0.000	10.00	10.00	49.30	0.00	0.00	49.300	0.000	49.3	80.4	5.50	4,182
O	011	Square	roof over bin		0.000	10.00	10.00	49.30	0.00	0.00	49.300	0.000	49.3	80.4	5.50	4,182
O	012	Square	roof over bin		0.000	10.00	10.00	49.30	0.00	0.00	49.300	0.000	49.3	80.4	5.50	4,182
O	013	Square	roof over bin		0.000	10.00	10.00	49.30	0.00	0.00	49.300	0.000	49.3	80.4	5.50	4,182
O	014	Square	roof over bin		0.000	10.00	10.00	49.30	0.00	0.00	49.300	0.000	49.3	80.4	5.50	4,182
O	016	Square	roof over bin		0.000	10.00	10.00	49.30	0.00	0.00	49.300	0.000	49.3	80.4	5.50	4,182
O	017	Square	roof over bin		0.000	10.00	10.00	49.30	0.00	0.00	49.300	0.000	49.3	80.4	5.50	4,182
O	018	Square	roof over bin		0.000	10.00	10.00	49.30	0.00	0.00	49.300	0.000	49.3	80.4	5.50	4,182
O	101	Peaked	top of sidewall		32.900	0.000	0.000	69.70	0.00	0.00	69.700	2.000	71.7	683.4	9.50	53,655
O	102	Peaked	top of sidewall		32.900	0.000	0.000	69.70	0.00	0.00	69.700	2.000	71.7	683.4	9.50	53,655
O	103	Peaked	top of sidewall		32.900	0.000	0.000	69.70	0.00	0.00	69.700	2.000	71.7	683.4	9.50	53,655
O	104	Peaked	top of sidewall		32.900	0.000	0.000	69.70	0.00	0.00	69.700	2.000	71.7	683.4	9.50	53,655
O	105	Peaked	top of sidewall		18.000	0.000	0.000	44.00	3.00	0.00	47.000	1.100	48.1	204.6	6.00	10,431
O	106	Peaked	top of sidewall		18.000	0.000	0.000	44.00	3.00	0.00	47.000	1.100	48.1	204.6	6.00	10,431

NDPSC Bin Capacity Chart

Exam Date:01/23/2014

Dakota Midland Grain, LLC
 PO Box 188
 Voltaire, ND
 County:

Examiner: 1

Status	Section	Bin Number	Bin Type	Base Point	Diameter or Bu/Ft (Irreg.)	Length	Width	Side wall	Add for Hopper	Ded. for Obst.	Effective Depth	Add for Peak	Depth for Capac.	Bushels per Foot	Base Pack%	Bushel Capacity with Pack
--------	---------	------------	----------	------------	-------------------------------	--------	-------	--------------	----------------------	----------------------	--------------------	--------------------	------------------------	------------------------	---------------	------------------------------

Facility: Voltaire

Section: O

O	107	Peaked	top of sidewall		18.000	0.000	0.000	44.00	3.00	0.00	47.000	1.100	48.1	204.6	6.00	10,431
O	108	Peaked	top of sidewall		32.900	0.000	0.000	69.70	0.00	0.00	69.700	2.000	71.7	683.4	9.50	53,655
O	109	Peaked	top of sidewall		32.900	0.000	0.000	69.70	0.00	0.00	69.700	2.000	71.7	683.4	9.50	53,655
O	110	Peaked	top of sidewall		32.900	0.000	0.000	69.70	0.00	0.00	69.700	2.000	71.7	683.4	9.50	53,655
O	111	Peaked	top of sidewall		32.900	0.000	0.000	69.70	0.00	0.00	69.700	2.000	71.7	683.4	9.50	53,655
O	201	Peaked	top of sidewall		62.400	0.000	0.000	59.20	0.00	0.00	59.200	4.400	63.6	2458.3	10.0	171,983
O	202	Peaked	top of sidewall		62.400	0.000	0.000	59.20	0.00	0.00	59.200	4.400	63.6	2458.3	10.0	171,983
O	203	Peaked	top of sidewall		62.400	0.000	0.000	59.20	0.00	0.00	59.200	4.400	63.6	2458.3	10.0	171,983

Bin count: 29

Facility: Voltaire Section: O Total: **1,037,307**

To Even: **1,038,000**

Section: W

W	ground	Temporary	top of sidewall		23.000	648.0	120.0	0.100	0.00	0.00	0.100	10.80	10.9	62508.0	10.0	749,471
---	--------	-----------	-----------------	--	--------	-------	-------	-------	------	------	-------	-------	------	---------	------	---------

Bin count: 1

Facility: Voltaire Section: W Total: **749,471**

To Even: **750,000**

Section: Y

Y	bunker	Hemispher	top of sidewall		144.60	0.000	0.000	1.000	0.00	0.00	1.000	0.000	1.0	636287.1	10.0	699,916
---	--------	-----------	-----------------	--	--------	-------	-------	-------	------	------	-------	-------	-----	----------	------	---------

NDPSC Bin Capacity Chart

Exam Date:01/23/2014

Dakota Midland Grain, LLC
 PO Box 188
 Voltaire, ND
 County:

Examiner: 1

Status	Section	Bin Number	Bin Type	Base Point	Diameter or Bu/Ft (Irreg.)	Length	Width	Side wall	Add for Hopper	Ded. for Obst.	Effective Depth	Add for Peak	Depth for Capac.	Bushels per Foot	Base Pack%	Bushel Capacity with Pack
--------	---------	------------	----------	------------	-------------------------------	--------	-------	--------------	----------------------	----------------------	--------------------	--------------------	------------------------	------------------------	---------------	------------------------------

Bin count: 1

Facility: Voltaire Section: Y Total: **699,916**

To Even: **700,000**

Overall Licensed Bin Capacity for:

Dakota Midland Grain, LLC

Bin count: 100

Licensed Capacity:

(includes pack)

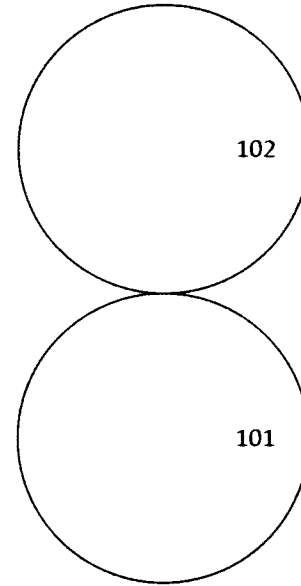
8,347,550 Bu.

Licensed Capacity (to even):

(includes pack and section totals are rounded up to next highest 1000)

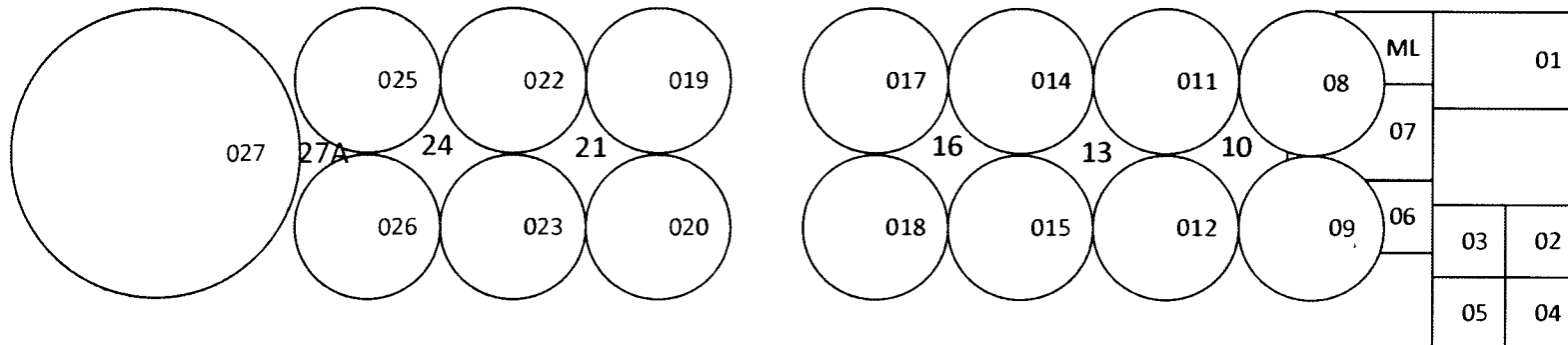
8,351,000 Bu.

DAKOTA MIDLAND GRAIN
 VOLTAIRE ND CORP# 2521
 SURREY LOCATION
 Site layout
 SECTION B

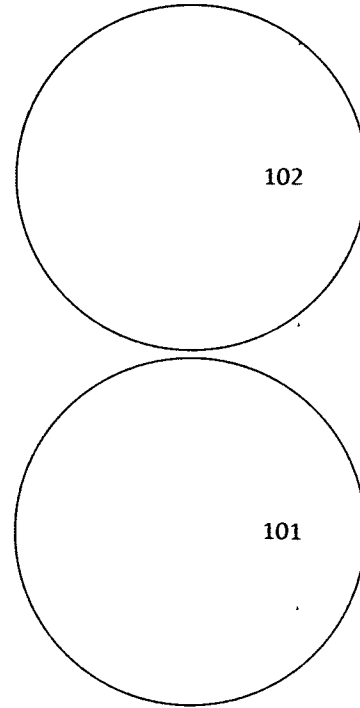


10&102 - 105' Dia.
 92.1' ht. at eave
 105.4' at mid roof catwalk
 Or 13.3' above eave
 121.3' at peak

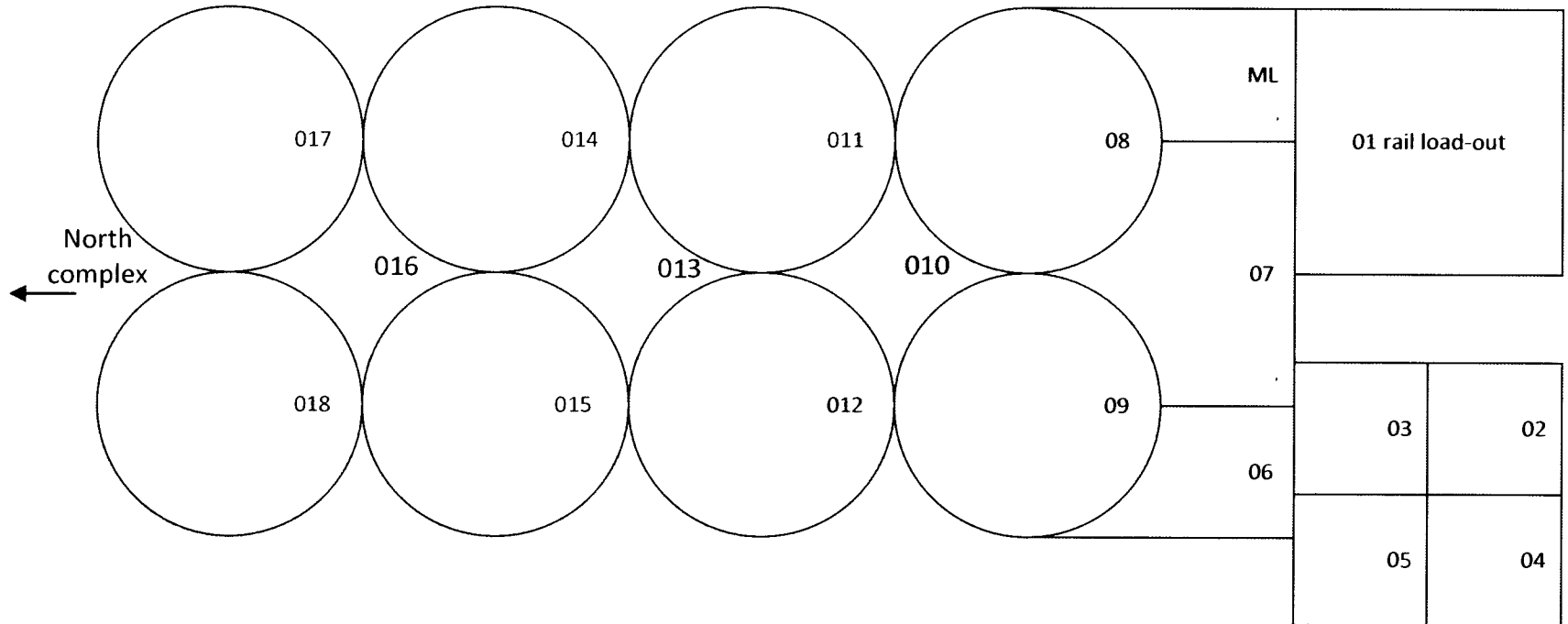
BNSF LOOP RAIL



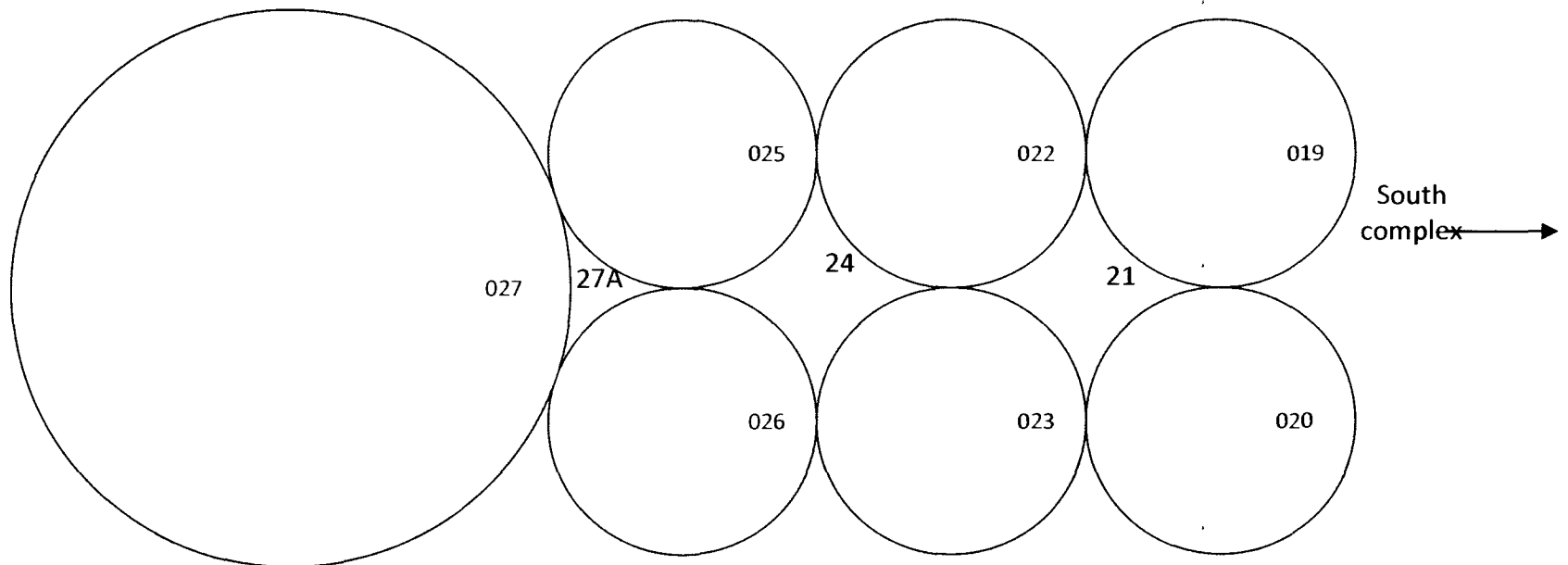
DAKOTA MIDLAND GRAIN
 VOLTAIRE ND CORP# 2521
 SURREY LOCATION
 South concrete complex
 SECTION B



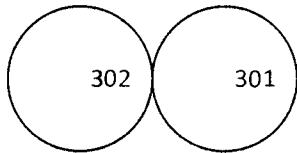
10&102 - 105' Dia.
 92.1' ht. at eave
 105.4' at mid roof catwalk
 Or 13.3' above eave
 121.3' at peak



DAKOTA MIDLAND GRAIN
VOLTAIRE ND CORP# 2521
SURREY LOCATION
North concrete complex
SECTION B



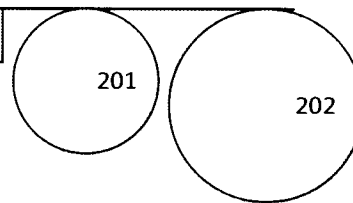
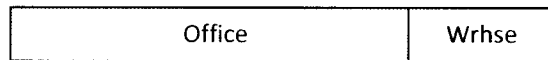
DAKOTA MIDLAND GRAIN
 VOLTAIRE ND CORP# 2521
 NORWICH Site
 SECTION C



016	014	011	09
018		010	08
	020	06	05
021	23	XX XX XX XX	02 04

101	103	105	107	109
102	104	106	108	110

Driveway & scale



DAKOTA MIDLAND GRAIN
VOLTAIRE ND CORP# 2521
VOLTAIRE site
SECTION O
CP RAIL

