

**Richter, Susan K.**

---

**From:** Erdmann, Tim A.  
**Sent:** Monday, September 30, 2013 11:01 AM  
**To:** Richter, Susan K.  
**Subject:** Northwood Equity

Hi, Bin Charts, diagrams, & statement of capacity to the office printer for Northwood Equity. \$630,000 bond is short, should be increased to \$635,000. Tim

---

This transmission (email and any files transmitted with it) may be: (1) subject to the Attorney-Client Privilege, (2) an attorney work product, or (3) strictly confidential under federal or state law. If you are not the intended recipient of this message, you may not use, disclose, print, copy or disseminate this information. If you have received this transmission in error, notify the sender (only) and delete the message. This message may also be subject to disclosure under the North Dakota Open Records Laws.

Exam Date:09/30/2013

Northwood Equity Elevator Company

Page: 1

Examiner: 1

PO Box 380

Northwood , ND

County:

Phone: 701-587-5291

CCC Number:

Location/Container Numbers/Comments	Section	Capacity
<b>PART A - ADDITIONAL SPACE TO BE INCLUDED UNDER LICENSE</b>		
005	B	376,510
006	B	376,510
	<b>Total:</b>	<b>753,020</b>
<b>PART B - SPACE TO BE DELETED UNDER LICENSE</b>		
<NO BINS DELETED>		
	<b>Total:</b>	<b>0</b>
<b>PART C - ALL SPACE TO BE INCLUDED UNDER LICENSE</b>		
	A	846,000
	B	1,465,000
	D	54,000
	E	45,000
	<b>Total:</b>	<b>2,410,000</b>
<b>PART D - TOTAL CAPACITY BY FUNCTIONAL UNIT</b>		
Northwood	53	A B D E
		<b>2,410,000</b>
	<b>Total:</b>	<b>2,410,000</b>

Exam Date:09/30/2013

Northwood Equity Elevator Company

Page: 1

Examiner: 1

PO Box 380  
Northwood , ND  
County:

Status	Section	Bin Number	Bin Type	Base Point	Diameter or Bu/Ft (Irreg).	Length	Width	Side wall	Add for Hopper	Ded. for Obst.	Effective Depth	Add for Peak	Depth for Capac.	Bushels per Foot	Base Pack%	Bushel Capacity with Pack
--------	---------	------------	----------	------------	-------------------------------	--------	-------	--------------	----------------------	----------------------	--------------------	--------------------	------------------------	------------------------	---------------	------------------------------

## Facility: Northwood

### Section: A

A	001	Square	floor over bins		0.000	7.000	6.500	66.00	0.00	0.00	66.000	0.000	66.0	36.6	3.00	2,488
A	002	Square	floor over bins		0.000	5.000	4.000	66.00	0.00	0.00	66.000	0.000	66.0	16.1	2.00	1,084
A	003	Square	floor over bins		0.000	5.500	4.000	63.00	0.00	0.00	63.000	0.000	63.0	17.7	2.00	1,137
A	004	Square	floor over bins		0.000	5.500	4.000	63.00	0.00	0.00	63.000	0.000	63.0	17.7	2.00	1,137
A	005	Square	floor over bins		0.000	5.500	4.500	63.00	0.00	0.00	63.000	0.000	63.0	19.9	2.00	1,279
A	006 T	Square	floor over bins		0.000	13.50	4.000	66.00	0.00	0.00	66.000	0.000	66.0	43.4	3.50	2,964
A	006 B	Square	floor over bins - top 66'		0.000	13.50	9.500	24.00	0.00	0.00	24.000	0.000	24.0	103.1	6.00	2,622
A	007	Square	floor over bins		0.000	9.000	6.500	66.00	0.00	0.00	66.000	0.000	66.0	47.0	4.00	3,226
A	008	Square	floor over bins		0.000	9.000	6.500	66.00	0.00	0.00	66.000	0.000	66.0	47.0	4.00	3,226
A	010	Square	floor over bins		0.000	13.00	4.500	66.00	0.00	0.00	66.000	0.000	66.0	47.0	4.00	3,226
A	011	Square	floor over bins		0.000	13.50	10.00	66.00	0.00	0.00	66.000	0.000	66.0	108.5	6.20	7,605
A	012	Square	floor over bins		0.000	7.000	6.500	66.00	0.00	0.00	66.000	0.000	66.0	36.6	3.00	2,488
A	013	Irregular	work floor - 10 x 7 less 3.2		36.500	0.000	0.000	66.00	0.00	0.00	66.000	0.000	66.0	36.5	3.00	2,481
A	018	Square	floor over bins		0.000	7.000	6.500	66.00	0.00	0.00	66.000	0.000	66.0	36.6	3.00	2,488
A	019	Square	floor over bins		0.000	10.00	7.000	66.00	0.00	0.00	66.000	0.000	66.0	56.3	4.80	3,894
A	020	Square	floor over bins		0.000	13.50	10.00	66.00	0.00	0.00	66.000	0.000	66.0	108.5	6.20	7,605
A	021	Square	floor over bins		0.000	13.00	4.500	64.00	0.00	0.00	64.000	0.000	64.0	47.0	4.00	3,128
A	023	Square	floor over bins		0.000	6.500	6.500	45.00	0.00	0.00	45.000	0.000	45.0	34.0	2.50	1,568
A	023A T	Square	floor over bins		0.000	6.500	2.000	45.00	0.00	0.00	45.000	0.000	45.0	10.5	2.00	482
A	023A B	Square	floor over bins - top 45'		0.000	9.000	6.500	21.00	0.00	0.00	21.000	0.000	21.0	47.0	4.00	1,026
A	024	Square	floor over bins		0.000	9.000	6.500	66.00	0.00	0.00	66.000	0.000	66.0	47.0	4.00	3,226

Exam Date:09/30/2013

Northwood Equity Elevator Company

Page: 2

Examiner: 1

PO Box 380  
Northwood , ND  
County:

Status	Section	Bin Number	Bin Type	Base Point	Diameter or Bu/Ft (Irreg).	Length	Width	Side wall	Add for Hopper	Ded. for Obst.	Effective Depth	Add for Peak	Depth for Capac.	Bushels per Foot	Base Pack%	Bushel Capacity with Pack
--------	---------	------------	----------	------------	-------------------------------	--------	-------	--------------	----------------------	----------------------	--------------------	--------------------	------------------------	------------------------	---------------	------------------------------

## Facility: Northwood

### Section: A

A	025 T		Square	floor over bins	0.000	13.50	4.000	66.00	0.00	0.00	66.000	0.000	66.0	43.4	3.50	2,964
A	025 B		Square	floor over bins - top 66'	0.000	13.50	9.500	24.00	0.00	0.00	24.000	0.000	24.0	103.1	6.00	2,622
A	026		Square	floor over bins	0.000	5.500	4.500	63.00	0.00	0.00	63.000	0.000	63.0	19.9	2.00	1,279
A	027		Square	floor over bins	0.000	5.500	4.000	63.00	0.00	0.00	63.000	0.000	63.0	17.7	2.00	1,137
A	028		Square	floor over bins	0.000	5.500	4.000	63.00	0.00	0.00	63.000	0.000	63.0	17.7	2.00	1,137
A	029		Square	floor over bins	0.000	9.000	4.000	66.00	0.00	0.00	66.000	0.000	66.0	28.9	2.50	1,955
A	030		Square	floor over bins	0.000	7.000	6.500	66.00	0.00	0.00	66.000	0.000	66.0	36.6	3.00	2,488
A	101		Round	floor over bins	18.000	0.000	0.000	96.00	0.00	0.00	96.000	0.000	96.0	204.6	6.00	20,821
A	102		Round	floor over bins	18.000	0.000	0.000	97.00	0.00	0.00	97.000	0.000	97.0	204.6	6.00	21,037
A	103		Round	floor over bins	18.000	0.000	0.000	98.00	0.00	0.00	98.000	0.000	98.0	204.6	6.00	21,254
A	104		Round	floor over bins	18.000	0.000	0.000	98.00	0.00	0.00	98.000	0.000	98.0	204.6	6.00	21,254
A	105		Round	floor over bins	18.000	0.000	0.000	98.00	0.00	0.00	98.000	0.000	98.0	204.6	6.00	21,254
A	106		Round	floor over bins	18.000	0.000	0.000	98.00	0.00	0.00	98.000	0.000	98.0	204.6	6.00	21,254
A	107		Round	floor over bins	18.000	0.000	0.000	97.00	0.00	0.00	97.000	0.000	97.0	204.6	6.00	21,037
A	108		Round	floor over bins	18.000	0.000	0.000	96.00	0.00	0.00	96.000	0.000	96.0	204.6	6.00	20,821
A	109		Irregular	floor over bins	27.000	0.000	0.000	94.00	0.00	0.00	94.000	0.000	94.0	27.0	2.50	2,601
A	110		Irregular	floor over bins	54.000	0.000	0.000	94.00	0.00	0.00	94.000	0.000	94.0	54.0	4.50	5,304
A	111		Irregular	floor over bins	54.000	0.000	0.000	94.00	0.00	0.00	94.000	0.000	94.0	54.0	4.50	5,304
A	112		Irregular	floor over bins	54.000	0.000	0.000	94.00	0.00	0.00	94.000	0.000	94.0	54.0	4.50	5,304
A	113		Irregular	floor over bins	27.000	0.000	0.000	94.00	0.00	0.00	94.000	0.000	94.0	27.0	2.50	2,601
A	201		Round	floor over bins	18.000	0.000	0.000	98.50	0.00	0.00	98.500	0.000	98.5	204.6	6.00	21,362

### NDPSC Bin Capacity Chart

Exam Date:09/30/2013  
Examiner: 1

Northwood Equity Elevator Company  
PO Box 380  
Northwood , ND  
County:

Status	Section	Bin Number	Bin Type	Base Point	Diameter or Bu/Ft (Irreg.) Length	Width	Side wall	Add for Hopper	Ded. for Obst.	Effective Depth	Add for Peak	Depth for Capac.	Bushels per Foot	Base Pack%	Bushel Capacity with Pack
--------	---------	------------	----------	------------	---	-------	--------------	----------------------	----------------------	--------------------	--------------------	------------------------	------------------------	---------------	------------------------------

## Facility: Northwood

### Section: A

A	202	Round	floor over bins		18.000	0.000	0.000	98.50	0.00	0.00	98.500	0.000	98.5	204.6	6.00	21,362
A	203	Irregular	floor over bins		48.500	0.000	0.000	95.00	0.00	0.00	95.000	0.000	95.0	48.5	4.20	4,802
A	204	Round	floor over bins		18.000	0.000	0.000	98.50	0.00	0.00	98.500	0.000	98.5	204.6	6.00	21,362
A	205	Round	floor over bins		18.000	0.000	0.000	98.50	0.00	0.00	98.500	0.000	98.5	204.6	6.00	21,362
A	206	Irregular	floor over bins		48.500	0.000	0.000	95.00	0.00	0.00	95.000	0.000	95.0	48.5	4.20	4,802
A	207	Round	floor over bins		18.000	0.000	0.000	98.50	0.00	0.00	98.500	0.000	98.5	204.6	6.00	21,362
A	208	Round	floor over bins		18.000	0.000	0.000	98.50	0.00	0.00	98.500	0.000	98.5	204.6	6.00	21,362
A	209	Irregular	floor over bins		48.500	0.000	0.000	95.00	0.00	0.00	95.000	0.000	95.0	48.5	4.20	4,802
A	210A	Round	floor over bins		18.000	0.000	0.000	98.50	0.00	0.00	98.500	0.000	98.5	204.6	6.00	21,362
A	210B	Irregular	floor over bins		24.300	0.000	0.000	95.00	0.00	0.00	95.000	0.000	95.0	24.3	2.50	2,367
A	211	Round	floor over bins		18.000	0.000	0.000	98.50	0.00	0.00	98.500	0.000	98.5	204.6	6.00	21,362
A	212 T	Irregular	work floor - 9.5 x 7.0 less		24.800	0.000	0.000	17.00	0.00	0.00	17.000	0.000	17.0	24.8	2.50	433
A	212 B	Square	floor over bins - top 17'		0.000	9.500	7.000	48.00	0.00	0.00	48.000	0.000	48.0	53.5	4.50	2,684
A	314	Peaked	top of sidewall		36.000	0.000	0.000	88.00	0.00	0.00	88.000	2.200	90.2	818.2	10.0	81,182
A	401	Peaked	top of sidewall		36.000	0.000	0.000	84.30	0.00	0.00	84.300	2.200	86.5	818.2	10.0	77,851
A	402	Peaked	top of sidewall		36.000	0.000	0.000	84.30	0.00	0.00	84.300	2.200	86.5	818.2	10.0	77,851
A	403	Peaked	top of sidewall		36.000	0.000	0.000	84.30	0.00	0.00	84.300	2.200	86.5	818.2	10.0	77,851
A	404	Peaked	top of sidewall		36.000	0.000	0.000	84.30	0.00	0.00	84.300	2.200	86.5	818.2	10.0	77,851

Bin count: 60

Facility: Northwood Section: A Total: 845,180

To Even: 846,000

### NDPSC Bin Capacity Chart

Exam Date:09/30/2013

Northwood Equity Elevator Company  
 PO Box 380  
 Northwood , ND  
 County:

Examiner: 1

Status	Section	Bin Number	Bin Type	Base Point	Diameter or Bu/Ft (Irreg).		Length	Width	Side wall	Add for Hopper	Ded. for Obst.	Effective Depth	Add for Peak	Depth for Capac.	Bushels per Foot	Base Pack%	Bushel Capacity with Pack
--------	---------	------------	----------	------------	-------------------------------	--	--------	-------	--------------	----------------------	----------------------	--------------------	--------------------	------------------------	------------------------	---------------	------------------------------

## Facility: Northwood

### Section: B

	B	001	Peaked	top of sidewall	53.800	0.000	0.000	84.40	0.00	0.00	84.400	3.800	88.2	1827.4	10.0	177,295
	B	002	Peaked	top of sidewall	53.800	0.000	0.000	84.40	0.00	0.00	84.400	3.800	88.2	1827.4	10.0	177,295
	B	003	Peaked	top of sidewall	53.800	0.000	0.000	84.40	0.00	0.00	84.400	3.800	88.2	1827.4	10.0	177,295
	B	004	Peaked	top of sidewall	53.800	0.000	0.000	84.40	0.00	0.00	84.400	3.800	88.2	1827.4	10.0	177,295
Added	B	005	Peaked	top of sidewall	77.700	0.000	0.000	84.40	0.00	0.00	84.400	5.400	89.8	3811.6	10.0	376,510
Added	B	006	Peaked	top of sidewall	77.700	0.000	0.000	84.40	0.00	0.00	84.400	5.400	89.8	3811.6	10.0	376,510
	B	011	Peaked	top of sidewall	15.000	0.000	0.000	15.00	2.00	0.00	17.000	0.900	17.9	142.1	5.50	2,684

Bin count: 7

Facility: Northwood Section: B Total: **1,464,884**

To Even: **1,465,000**

### Section: D

	D	101	Square	bin floor	0.000	7.800	7.700	44.00	0.00	0.00	44.000	0.000	44.0	48.3	4.20	2,214
	D	102	Square	work floor	0.000	7.800	3.700	44.00	0.00	0.00	44.000	0.000	44.0	23.2	2.00	1,041
	D	103	Square	work floor	0.000	7.800	7.800	44.00	0.00	0.00	44.000	0.000	44.0	48.9	4.20	2,242
	D	104	Square	work floor	0.000	7.800	7.800	44.00	0.00	0.00	44.000	0.000	44.0	48.9	4.20	2,242
	D	105	Square	work floor	0.000	7.800	7.700	42.50	0.00	0.00	42.500	0.000	42.5	48.3	4.20	2,139
	D	106	Square	work floor	0.000	7.800	7.700	42.50	0.00	0.00	42.500	0.000	42.5	48.3	4.20	2,139
	D	107	Square	work floor	0.000	7.700	7.700	42.50	0.00	0.00	42.500	0.000	42.5	47.7	4.00	2,108
	D	108	Square	work floor	0.000	7.800	7.700	42.50	0.00	0.00	42.500	0.000	42.5	48.3	4.20	2,139
	D	109	Square	work floor	0.000	7.800	7.800	42.50	0.00	0.00	42.500	0.000	42.5	48.9	4.20	2,165

### NDPSC Bin Capacity Chart

Exam Date:09/30/2013

Northwood Equity Elevator Company  
 PO Box 380  
 Northwood , ND  
 County:

Examiner: 1

Status	Section	Bin Number	Bin Type	Base Point	Diameter or Bu/Ft (Irreg.) Length	Width	Side wall	Add for Hopper	Ded. for Obst.	Effective Depth	Add for Peak	Depth for Capac.	Bushels per Foot	Base Pack%	Bushel Capacity with Pack
--------	---------	------------	----------	------------	---	-------	--------------	----------------------	----------------------	--------------------	--------------------	------------------------	------------------------	---------------	------------------------------

## Facility: Northwood

### Section: D

D	110	Square	work floor		0.000	7.800	7.800	42.50	0.00	0.00	42.500	0.000	42.5	48.9	4.20	2,165
D	111	Square	work floor		0.000	7.800	7.700	42.50	0.00	0.00	42.500	0.000	42.5	48.3	4.20	2,139
D	112	Square	work floor		0.000	7.800	7.800	42.50	0.00	0.00	42.500	0.000	42.5	48.9	4.20	2,165
D	113	Square	work floor		0.000	5.600	3.700	42.00	0.00	0.00	42.000	0.000	42.0	16.7	2.00	715
D	114	Square	work floor		0.000	5.600	3.700	42.00	0.00	0.00	42.000	0.000	42.0	16.7	2.00	715
D	115	Square	work floor		0.000	7.600	5.600	44.00	0.00	0.00	44.000	0.000	44.0	34.2	3.00	1,550
D	116	Square	work floor		0.000	7.800	5.600	44.00	0.00	0.00	44.000	0.000	44.0	35.1	3.00	1,590
D	119	Peaked	top of sidewall		16.000	0.000	0.000	25.00	2.20	0.00	27.200	1.000	28.2	161.6	5.80	4,821
D	120	Peaked	top of sidewall		16.000	0.000	0.000	25.00	2.20	0.00	27.200	1.000	28.2	161.6	5.80	4,821
D	121	Peaked	top of sidewall		16.000	0.000	0.000	25.00	2.20	0.00	27.200	1.000	28.2	161.6	5.80	4,821
D	122	Peaked	top of sidewall		16.000	0.000	0.000	25.00	2.20	0.00	27.200	1.000	28.2	161.6	5.80	4,821
D	123	Peaked	top of sidewall		16.000	0.000	0.000	25.00	2.20	0.00	27.200	1.000	28.2	161.6	5.80	4,821

Bin count: 21

Facility: Northwood Section: D Total: **53,573**

To Even: **54,000**

### Section: E

E	001	Peaked	eave at sidewall - air floor		21.000	0.000	0.000	17.30	0.00	0.00	17.300	1.300	18.6	278.4	6.80	5,530
E	002	Peaked	eave at sidewall - air floor		21.000	0.000	0.000	17.30	0.00	0.00	17.300	1.300	18.6	278.4	6.80	5,530
E	003	Peaked	eave at sidewall - air floor		21.000	0.000	0.000	17.30	0.00	0.00	17.300	1.300	18.6	278.4	6.80	5,530
E	004	Peaked	eave at sidewall - air floor		21.000	0.000	0.000	17.30	0.00	0.00	17.300	1.300	18.6	278.4	6.80	5,530

Client ID: 1050

## NDPSC Bin Capacity Chart

09/30/2013 10:59:58 AM

Exam Date: 09/30/2013

Northwood Equity Elevator Company

Page: 6

Examiner: 1

PO Box 380  
Northwood, ND  
County:

Status	Section	Bin Number	Bin Type	Base Point	Diameter or Bu/Ft (Irreg.)	Length	Width	Side wall	Add for Hopper	Ded. for Obst.	Effective Depth	Add for Peak	Depth for Capac.	Bushels per Foot	Base Pack%	Bushel Capacity with Pack
--------	---------	------------	----------	------------	-------------------------------	--------	-------	--------------	----------------------	----------------------	--------------------	--------------------	------------------------	------------------------	---------------	------------------------------

## Facility: Northwood

### Section: E

E	005	Peaked	eave at sidewall - air floor	21.000	0.000	0.000	17.30	0.00	0.00	17.300	1.300	18.6	278.4	6.80	5,530
E	006	Peaked	eave at sidewall - air floor	21.000	0.000	0.000	17.30	0.00	0.00	17.300	1.300	18.6	278.4	6.80	5,530
E	007	Peaked	eave at sidewall -no air floor	21.000	0.000	0.000	18.30	0.00	0.00	18.300	1.300	19.6	278.4	6.80	5,828
E	008	Peaked	eave at sidewall -no air floor	21.000	0.000	0.000	18.30	0.00	0.00	18.300	1.300	19.6	278.4	6.80	5,828

Bin count: 8

Facility: Northwood Section: E Total: **44,836**

To Even: **45,000**

**Overall Licensed Bin Capacity for:**

**Northwood Equity Elevator Company**

Bin count: 96


**Licensed Capacity:**  
(includes pack)

**2,408,473 Bu.**

**Licensed Capacity (to even):**  
(includes pack and section totals are rounded up to next highest 1000)

**2,410,000 Bu.**

NORTHWOOD EQUITY ELEVATOR COMPANY  
NORTHWOOD N.D.  
SECTION D  
(located west across the st. from Section A)

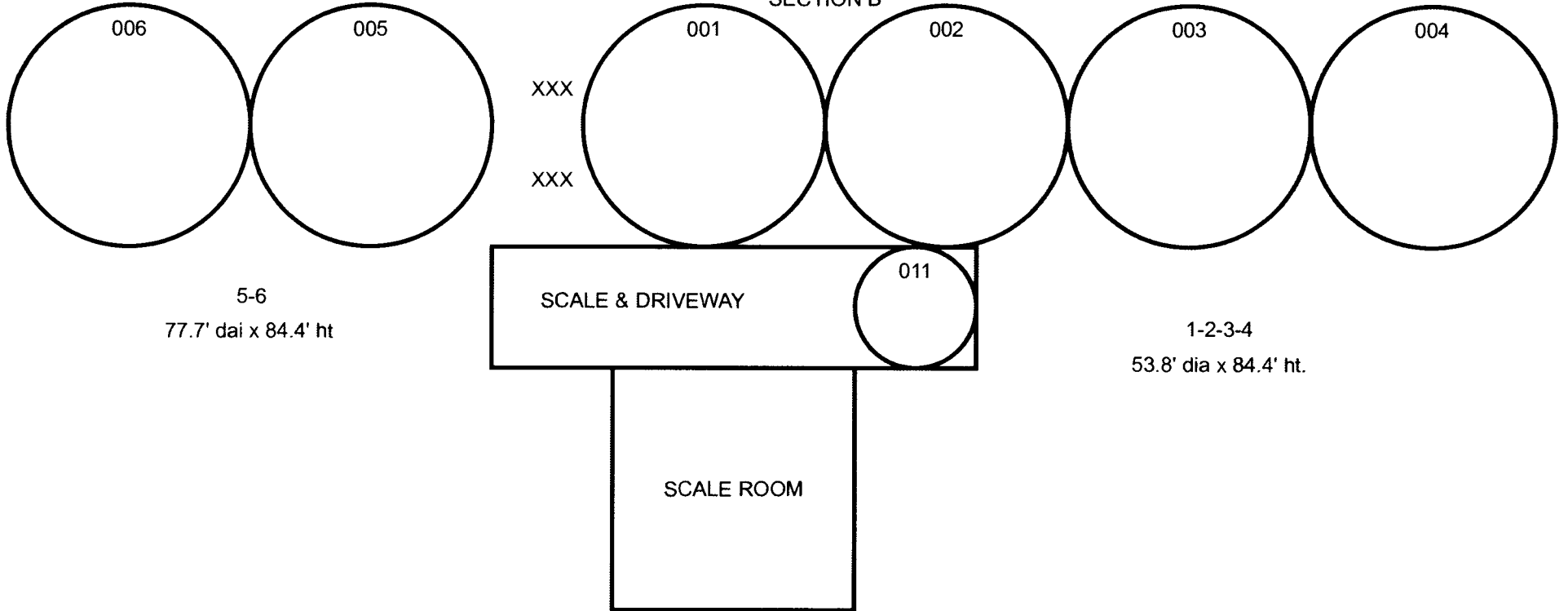


NORTHWOOD EQUITY ELEVATOR COMPANY  
NORTHWOOD N.D.


SECTION B  
located 1 block north of Section A

BNSF RAIL

SECTION B

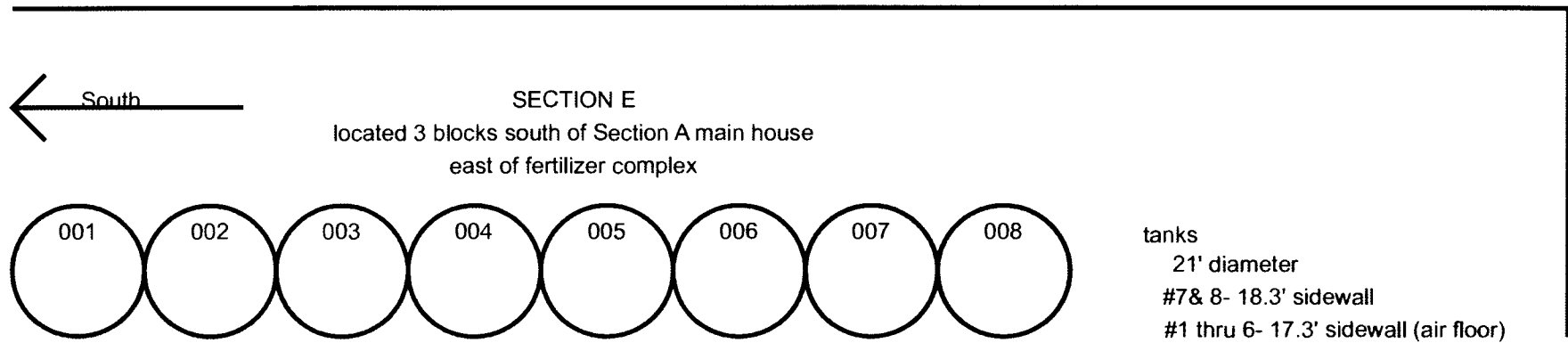
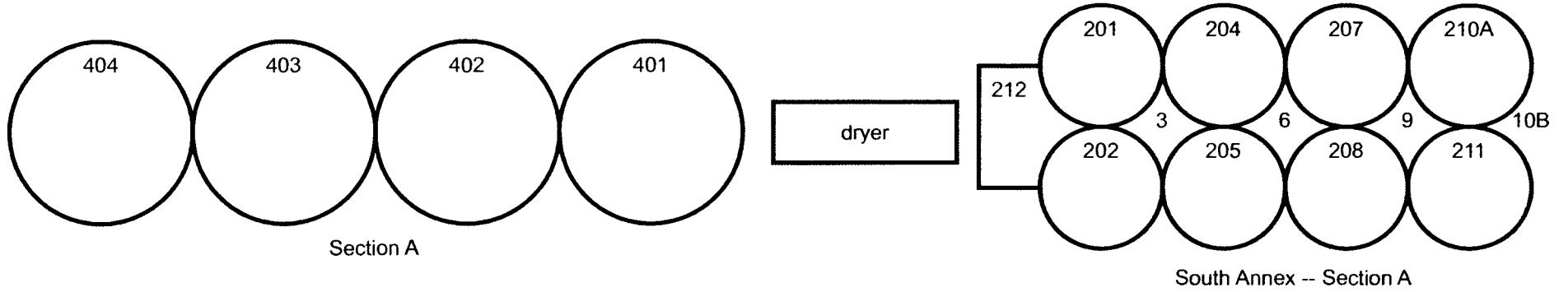


SECTION A 1 block South



NORTHWOOD EQUITY ELEVATOR COMPANY  
NORTHWOOD N.D.  
SECTION A  
page 2

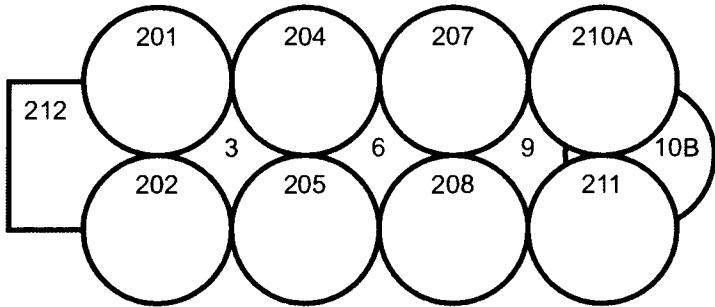
BNSF RAIL



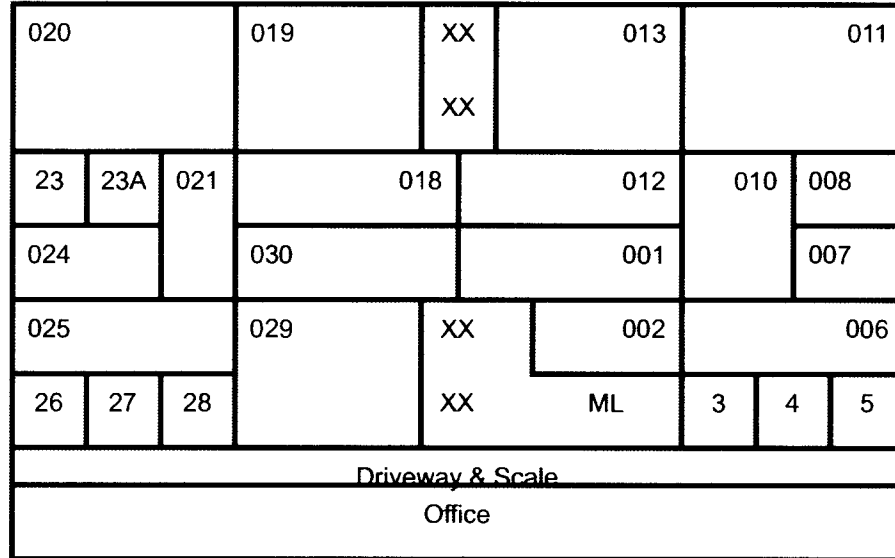
NORTHWOOD EQUITY ELEVATOR COMPANY  
 NORTHWOOD N.D.  
 SECTION A

BNSF RAIL

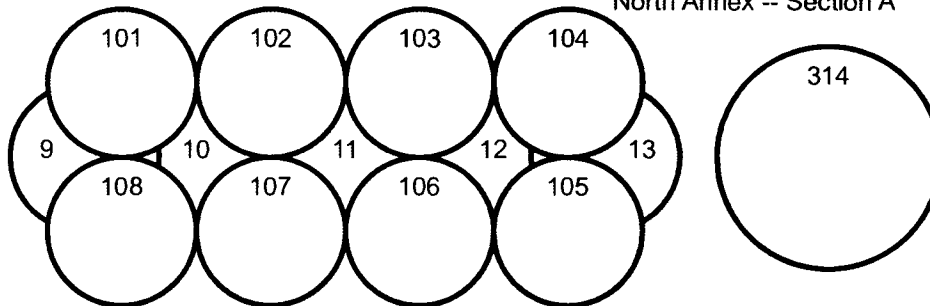
South Annex -- Section A



Concrete Elevator -- Section A



North Annex -- Section A



Main Elevator 23A & 23 connected  
 South Annex bin 210B & 210A connected & the hole  
 is 35.0' down -- no grain in top 35.0'

ZERO-- Elevator & Annex top of slab