

Exam Date:11/07/2013

Central Plains Ag Services, LLC

Page: 1

Examiner: 1

10810 7th Street SE

Hannafor , ND

County:

Phone: 701-769-2665

CCC Number:

| Location/Container Numbers/Comments | Section | Capacity |
|---|---------|-------------------------|
| PART A - ADDITIONAL SPACE TO BE INCLUDED UNDER LICENSE | | |
| 018 | A | 583,369 |
| 019 | A | 803,117 |
| Ground | G | 859,651 |
| | | Total: 2,246,137 |
| PART B - SPACE TO BE DELETED UNDER LICENSE | | |
| <NO BINS DELETED> | | |
| | | Total: 0 |
| PART C - ALL SPACE TO BE INCLUDED UNDER LICENSE | | |
| | A | 2,809,000 |
| | B | 1,708,000 |
| | C | 311,000 |
| | C-1 | 378,000 |
| | G | 860,000 |
| | | Total: 6,066,000 |
| PART D - TOTAL CAPACITY BY FUNCTIONAL UNIT | | |
| Courtenay 1215 | C C-1 | 689,000 |
| Hannafor 2225 | A B G | 5,377,000 |
| | | Total: 6,066,000 |

Exam Date: 11/07/2013

Central Plains Ag Services, LLC
 10810 7th Street SE
 Hannaford, ND
 County:

Page: 1

Examiner: 1

| Status | Section | Bin Number | Bin Type | Base Point | Diameter or Bu/Ft (Irreg.) Length | Width | Side wall | Add for Hopper | Ded. for Obst. | Effective Depth | Add for Peak | Depth for Capac. | Bushels per Foot | Base Pack% | Bushel Capacity with Pack |
|--------|---------|------------|----------|------------|---|-------|--------------|----------------------|----------------------|--------------------|--------------------|------------------------|------------------------|---------------|------------------------------|
|--------|---------|------------|----------|------------|---|-------|--------------|----------------------|----------------------|--------------------|--------------------|------------------------|------------------------|---------------|------------------------------|

Facility: Courtenay

Section: C

| | | | | | | | | | | | | | | | | |
|---|-------|--|-----------|----------------------|--------|-------|-------|-------|------|------|--------|-------|------|-------|------|-------|
| C | 001 | | Irregular | work floor | 32.400 | 6.349 | 6.349 | 51.00 | 0.00 | 0.00 | 51.000 | 0.000 | 51.0 | 32.4 | 2.50 | 1,693 |
| C | 004 | | Irregular | work floor | 25.600 | 5.643 | 5.643 | 33.00 | 0.00 | 0.00 | 33.000 | 0.000 | 33.0 | 25.6 | 2.50 | 866 |
| C | 005 T | | Irregular | work floor | 31.400 | 6.250 | 6.250 | 33.00 | 0.00 | 0.00 | 33.000 | 0.000 | 33.0 | 31.4 | 2.50 | 1,062 |
| C | 005 B | | Irregular | work floor - top 33' | 57.900 | 8.487 | 8.487 | 22.00 | 0.00 | 0.00 | 22.000 | 0.000 | 22.0 | 57.9 | 4.80 | 1,335 |
| C | 006 T | | Irregular | work floor | 57.900 | 8.487 | 8.487 | 55.00 | 0.00 | 0.00 | 55.000 | 0.000 | 55.0 | 57.9 | 4.80 | 3,338 |
| C | 006 B | | Irregular | work floor- top 55' | 115.80 | 12.00 | 12.00 | 15.50 | 0.00 | 0.00 | 15.500 | 0.000 | 15.5 | 115.8 | 6.20 | 1,906 |
| C | 007 | | Irregular | work floor | 31.500 | 6.260 | 6.260 | 51.00 | 0.00 | 0.00 | 51.000 | 0.000 | 51.0 | 31.5 | 2.50 | 1,647 |
| C | 008 | | Irregular | work floor | 29.700 | 6.078 | 6.078 | 51.00 | 0.00 | 0.00 | 51.000 | 0.000 | 51.0 | 29.7 | 2.50 | 1,553 |
| C | 009 | | Irregular | work floor | 32.600 | 6.368 | 6.368 | 51.00 | 0.00 | 0.00 | 51.000 | 0.000 | 51.0 | 32.6 | 2.50 | 1,705 |
| C | 010 | | Irregular | work floor | 46.300 | 7.589 | 7.589 | 51.00 | 0.00 | 0.00 | 51.000 | 0.000 | 51.0 | 46.3 | 4.00 | 2,455 |
| C | 011 | | Irregular | work floor | 30.800 | 6.190 | 6.190 | 51.00 | 0.00 | 0.00 | 51.000 | 0.000 | 51.0 | 30.8 | 2.50 | 1,610 |
| C | 012 | | Irregular | work floor | 115.80 | 12.00 | 12.00 | 70.50 | 0.00 | 0.00 | 70.500 | 0.000 | 70.5 | 115.8 | 6.20 | 8,670 |
| C | 013 | | Irregular | work floor | 63.700 | 8.902 | 8.902 | 49.00 | 0.00 | 0.00 | 49.000 | 0.000 | 49.0 | 63.7 | 5.00 | 3,277 |
| C | 014 | | Irregular | work floor | 69.500 | 9.298 | 9.298 | 49.00 | 0.00 | 0.00 | 49.000 | 0.000 | 49.0 | 69.5 | 5.20 | 3,583 |
| C | 016 | | Irregular | work floor | 115.80 | 12.00 | 12.00 | 70.50 | 0.00 | 0.00 | 70.500 | 0.000 | 70.5 | 115.8 | 6.20 | 8,670 |
| C | 017 T | | Irregular | work floor | 7.000 | 2.951 | 2.951 | 16.00 | 0.00 | 0.00 | 16.000 | 0.000 | 16.0 | 7.0 | 2.00 | 114 |
| C | 017 B | | Irregular | work floor-top 16' | 33.600 | 6.465 | 6.465 | 35.00 | 0.00 | 0.00 | 35.000 | 0.000 | 35.0 | 33.6 | 2.50 | 1,205 |
| C | 018 | | Irregular | work floor | 32.600 | 6.368 | 6.368 | 51.00 | 0.00 | 0.00 | 51.000 | 0.000 | 51.0 | 32.6 | 2.50 | 1,705 |
| C | 020 | | Irregular | work floor | 31.500 | 6.260 | 6.260 | 51.00 | 0.00 | 0.00 | 51.000 | 0.000 | 51.0 | 31.5 | 2.50 | 1,647 |
| C | 021 T | | Irregular | work floor | 57.900 | 8.487 | 8.487 | 55.00 | 0.00 | 0.00 | 55.000 | 0.000 | 55.0 | 57.9 | 4.80 | 3,338 |
| C | 021 B | | Irregular | work floor- top 55' | 115.80 | 12.00 | 12.00 | 15.50 | 0.00 | 0.00 | 15.500 | 0.000 | 15.5 | 115.8 | 6.20 | 1,906 |

Exam Date: 11/07/2013

Central Plains Ag Services, LLC
 10810 7th Street SE
 Hannaford, ND
 County:

Examiner: 1

| Status | Section | Bin Number | Bin Type | Base Point | Diameter or Bu/Ft (Irreg.) | Length | Width | Side wall | Add for Hopper | Ded. for Obst. | Effective Depth | Add for Peak | Depth for Capac. | Bushels per Foot | Base Pack% | Bushel Capacity with Pack |
|--------|---------|------------|----------|------------|-------------------------------|--------|-------|--------------|----------------------|----------------------|--------------------|--------------------|------------------------|------------------------|---------------|------------------------------|
|--------|---------|------------|----------|------------|-------------------------------|--------|-------|--------------|----------------------|----------------------|--------------------|--------------------|------------------------|------------------------|---------------|------------------------------|

Facility: Courtenay

Section: C

| | | | | | | | | | | | | | | | | |
|---|-------|--|-----------|---------------------------|--------|-------|-------|-------|------|------|--------|-------|------|-------|------|-------|
| C | 022 | | Irregular | work floor | 57.900 | 8.487 | 8.487 | 55.00 | 0.00 | 0.00 | 55.000 | 0.000 | 55.0 | 57.9 | 4.80 | 3,338 |
| C | 023 | | Irregular | work floor | 46.300 | 7.589 | 7.589 | 51.00 | 0.00 | 0.00 | 51.000 | 0.000 | 51.0 | 46.3 | 4.00 | 2,455 |
| C | 024 | | Irregular | work floor | 35.700 | 6.664 | 6.664 | 48.00 | 0.00 | 0.00 | 48.000 | 0.000 | 48.0 | 35.7 | 3.00 | 1,765 |
| C | 025 | | Round | top of sidewall Peaked or | 11.900 | 10.55 | 10.55 | 23.00 | 0.00 | 0.00 | 23.000 | 0.000 | 23.0 | 89.4 | 5.00 | 2,159 |
| C | 101 T | | Irregular | work floor | 115.40 | 11.98 | 11.98 | 61.00 | 0.00 | 0.00 | 61.000 | 0.000 | 61.0 | 115.4 | 6.20 | 7,475 |
| C | 101 B | | Irregular | work floor-top 61' | 142.60 | 13.32 | 13.32 | 6.000 | 0.00 | 0.00 | 6.000 | 0.000 | 6.0 | 142.6 | 6.80 | 914 |
| C | 102 T | | Irregular | work floor | 122.50 | 12.35 | 12.35 | 61.00 | 0.00 | 0.00 | 61.000 | 0.000 | 61.0 | 122.5 | 6.50 | 7,959 |
| C | 102 B | | Irregular | work floor-top 61' | 145.10 | 13.44 | 13.44 | 6.000 | 0.00 | 0.00 | 6.000 | 0.000 | 6.0 | 145.1 | 6.80 | 930 |
| C | 103 | | Irregular | work floor- | 99.900 | 11.15 | 11.15 | 59.00 | 0.00 | 0.00 | 59.000 | 0.000 | 59.0 | 99.9 | 6.00 | 6,248 |
| C | 104 | | Irregular | work floor- | 105.20 | 11.44 | 11.44 | 59.00 | 0.00 | 0.00 | 59.000 | 0.000 | 59.0 | 105.2 | 6.20 | 6,592 |
| C | 105 T | | Irregular | work floor- | 115.40 | 11.98 | 11.98 | 61.00 | 0.00 | 0.00 | 61.000 | 0.000 | 61.0 | 115.4 | 6.20 | 7,475 |
| C | 105 B | | Irregular | work floor-top 61' | 142.60 | 13.32 | 13.32 | 6.000 | 0.00 | 0.00 | 6.000 | 0.000 | 6.0 | 142.6 | 6.80 | 914 |
| C | 106 T | | Irregular | work floor- | 122.50 | 12.35 | 12.35 | 61.00 | 0.00 | 0.00 | 61.000 | 0.000 | 61.0 | 122.5 | 6.50 | 7,959 |
| C | 106 B | | Irregular | work floor-top 61' | 145.10 | 13.44 | 13.44 | 6.000 | 0.00 | 0.00 | 6.000 | 0.000 | 6.0 | 145.1 | 6.80 | 930 |
| C | 107 T | | Irregular | work floor | 117.40 | 12.09 | 12.09 | 61.00 | 0.00 | 0.00 | 61.000 | 0.000 | 61.0 | 117.4 | 6.20 | 7,605 |
| C | 107 B | | Irregular | work floor-top 61' | 145.10 | 13.44 | 13.44 | 6.000 | 0.00 | 0.00 | 6.000 | 0.000 | 6.0 | 145.1 | 6.80 | 930 |
| C | 108 T | | Irregular | work floor- | 122.50 | 12.35 | 12.35 | 61.00 | 0.00 | 0.00 | 61.000 | 0.000 | 61.0 | 122.5 | 6.50 | 7,959 |
| C | 108 B | | Irregular | work floor-top 61' | 145.10 | 13.44 | 13.44 | 6.000 | 0.00 | 0.00 | 6.000 | 0.000 | 6.0 | 145.1 | 6.80 | 930 |
| C | 109 | | Irregular | work floor- | 101.70 | 11.25 | 11.25 | 59.00 | 0.00 | 0.00 | 59.000 | 0.000 | 59.0 | 101.7 | 6.00 | 6,360 |
| C | 110 | | Irregular | work floor- | 104.30 | 11.39 | 11.39 | 59.00 | 0.00 | 0.00 | 59.000 | 0.000 | 59.0 | 104.3 | 6.00 | 6,523 |
| C | 111 T | | Irregular | work floor- | 117.40 | 12.09 | 12.09 | 61.00 | 0.00 | 0.00 | 61.000 | 0.000 | 61.0 | 117.4 | 6.20 | 7,605 |

Exam Date: 11/07/2013

Central Plains Ag Services, LLC
 10810 7th Street SE
 Hannaford, ND
 County:

Page: 3

Examiner: 1

| Status | Section | Bin Number | Bin Type | Base Point | Diameter or Bu/Ft (Irreg). | Length | Width | Side wall | Add for Hopper | Ded. for Obst. | Effective Depth | Add for Peak | Depth for Capac. | Bushels per Foot | Base Pack% | Bushel Capacity with Pack |
|--------|---------|------------|----------|------------|-------------------------------|--------|-------|--------------|----------------------|----------------------|--------------------|--------------------|------------------------|------------------------|---------------|------------------------------|
|--------|---------|------------|----------|------------|-------------------------------|--------|-------|--------------|----------------------|----------------------|--------------------|--------------------|------------------------|------------------------|---------------|------------------------------|

Facility: Courtenay

Section: C

| | | | | | | | | | | | | | | | |
|---|-------|-----------|------------------------------|--------|-------|-------|-------|------|------|--------|-------|------|--------|------|--------|
| C | 111 B | Irregular | work floor-top 61' | 145.10 | 13.44 | 13.44 | 6.000 | 0.00 | 0.00 | 6.000 | 0.000 | 6.0 | 145.1 | 6.80 | 930 |
| C | 112 T | Irregular | work floor- | 122.50 | 12.35 | 12.35 | 61.00 | 0.00 | 0.00 | 61.000 | 0.000 | 61.0 | 122.5 | 6.50 | 7,959 |
| C | 112 B | Irregular | work floor-top 61' | 145.10 | 13.44 | 13.44 | 6.000 | 0.00 | 0.00 | 6.000 | 0.000 | 6.0 | 145.1 | 6.80 | 930 |
| C | 113 T | Irregular | work floor- | 118.40 | 12.14 | 12.14 | 61.00 | 0.00 | 0.00 | 61.000 | 0.000 | 61.0 | 118.4 | 6.20 | 7,670 |
| C | 113 B | Irregular | work floor-top 61' | 145.10 | 13.44 | 13.44 | 6.000 | 0.00 | 0.00 | 6.000 | 0.000 | 6.0 | 145.1 | 6.80 | 930 |
| C | 114 T | Irregular | work floor- | 118.40 | 12.14 | 12.14 | 61.00 | 0.00 | 0.00 | 61.000 | 0.000 | 61.0 | 118.4 | 6.20 | 7,670 |
| C | 114 B | Irregular | work floor-top 61' | 145.10 | 13.44 | 13.44 | 6.000 | 0.00 | 0.00 | 6.000 | 0.000 | 6.0 | 145.1 | 6.80 | 930 |
| C | 115 | Irregular | work floor- | 102.60 | 11.30 | 11.30 | 59.00 | 0.00 | 0.00 | 59.000 | 0.000 | 59.0 | 102.6 | 6.00 | 6,416 |
| C | 116 T | Irregular | work floor- | 122.50 | 12.35 | 12.35 | 61.00 | 0.00 | 0.00 | 61.000 | 0.000 | 61.0 | 122.5 | 6.50 | 7,959 |
| C | 116 B | Irregular | work floor-top 61' | 145.10 | 13.44 | 13.44 | 6.000 | 0.00 | 0.00 | 6.000 | 0.000 | 6.0 | 145.1 | 6.80 | 930 |
| C | 117 | Irregular | work floor- | 104.30 | 11.39 | 11.39 | 59.00 | 0.00 | 0.00 | 59.000 | 0.000 | 59.0 | 104.3 | 6.00 | 6,523 |
| C | 118 T | Irregular | work floor- | 122.50 | 12.35 | 12.35 | 61.00 | 0.00 | 0.00 | 61.000 | 0.000 | 61.0 | 122.5 | 6.50 | 7,959 |
| C | 118 B | Irregular | work floor-top 61' | 145.10 | 13.44 | 13.44 | 6.000 | 0.00 | 0.00 | 6.000 | 0.000 | 6.0 | 145.1 | 6.80 | 930 |
| C | 119 | Irregular | work floor- | 101.70 | 11.25 | 11.25 | 59.00 | 0.00 | 0.00 | 59.000 | 0.000 | 59.0 | 101.7 | 6.00 | 6,360 |
| C | 120 T | Irregular | work floor- | 117.40 | 12.09 | 12.09 | 13.00 | 0.00 | 0.00 | 13.000 | 0.000 | 13.0 | 117.4 | 6.20 | 1,621 |
| C | 120 M | Irregular | work floor-top 13' | 117.40 | 12.09 | 12.09 | 11.00 | 0.00 | 0.00 | 11.000 | 0.000 | 11.0 | 117.4 | 6.20 | 1,371 |
| C | 120 B | Irregular | work floor-top 13'-mddle 11' | 142.60 | 13.32 | 13.32 | 6.000 | 0.00 | 0.00 | 6.000 | 0.000 | 6.0 | 142.6 | 6.80 | 914 |
| C | 121 T | Irregular | work floor- | 118.40 | 12.14 | 12.14 | 61.00 | 0.00 | 0.00 | 61.000 | 0.000 | 61.0 | 118.4 | 6.20 | 7,670 |
| C | 121 B | Irregular | work floor-top 61' | 142.60 | 13.32 | 13.32 | 6.000 | 0.00 | 0.00 | 6.000 | 0.000 | 6.0 | 142.6 | 6.80 | 914 |
| C | 200 | Quonset | low point roof 18.5' | 0.000 | 179.0 | 52.20 | 9.800 | 0.00 | 0.00 | 9.800 | 0.000 | 9.8 | 7330.6 | 10.0 | 79,024 |
| C | 201 | Peaked | top of sidewall | 16.000 | 0.000 | 0.000 | 15.00 | 2.50 | 0.00 | 17.500 | 1.000 | 18.5 | 161.6 | 5.80 | 3,163 |

Client ID: 3864

NDPSC Bin Capacity Chart

11/07/2013 11:23:54 AM

Exam Date: 11/07/2013

Central Plains Ag Services, LLC
10810 7th Street SE
Hannaford, ND
County:

Page: 4

Examiner: 1

| Status | Section | Bin Number | Bin Type | Base Point | Diameter or Bu/Ft (Irreg.) | Length | Width | Side wall | Add for Hopper | Ded. for Obst. | Effective Depth | Add for Peak | Depth for Capac. | Bushels per Foot | Base Pack% | Bushel Capacity with Pack |
|--------|---------|------------|----------|------------|-------------------------------|--------|-------|--------------|----------------------|----------------------|--------------------|--------------------|------------------------|------------------------|---------------|------------------------------|
|--------|---------|------------|----------|------------|-------------------------------|--------|-------|--------------|----------------------|----------------------|--------------------|--------------------|------------------------|------------------------|---------------|------------------------------|

Facility: Courtenay

Section: C

| | | | | | | | | | | | | | | | |
|---|-----|--------|-----------------|--------|-------|-------|-------|------|------|--------|-------|------|-------|------|-------|
| C | 202 | Peaked | top of sidewall | 16.000 | 0.000 | 0.000 | 15.00 | 2.50 | 0.00 | 17.500 | 1.000 | 18.5 | 161.6 | 5.80 | 3,163 |
|---|-----|--------|-----------------|--------|-------|-------|-------|------|------|--------|-------|------|-------|------|-------|

Bin count: 64

Facility: Courtenay Section: C Total: 310,246

To Even: 311,000

Section: C-1

| | | | | | | | | | | | | | | | |
|-----|--------|-----------|-----------------|--------|-------|-------|-------|------|------|-------|-------|------|---------|------|---------|
| C-1 | Ground | Temporary | top of sidewall | 16.200 | 296.0 | 104.0 | 7.500 | 0.00 | 0.00 | 7.500 | 7.500 | 15.0 | 22880.1 | 10.0 | 377,522 |
|-----|--------|-----------|-----------------|--------|-------|-------|-------|------|------|-------|-------|------|---------|------|---------|

Bin count: 1

Facility: Courtenay Section: C-1 Total: 377,522

To Even: 378,000

Exam Date: 11/07/2013

Central Plains Ag Services, LLC
 10810 7th Street SE
 Hannaford, ND
 County:

Page: 5

Examiner: 1

| Status | Section | Bin Number | Bin Type | Base Point | Diameter or Bu/Ft (Irreg.) | Length | Width | Side wall | Add for Hopper | Ded. for Obst. | Effective Depth | Add for Peak | Depth for Capac. | Bushels per Foot | Base Pack% | Bushel Capacity with Pack |
|--------|---------|------------|----------|------------|-------------------------------|--------|-------|--------------|----------------------|----------------------|--------------------|--------------------|------------------------|------------------------|---------------|------------------------------|
|--------|---------|------------|----------|------------|-------------------------------|--------|-------|--------------|----------------------|----------------------|--------------------|--------------------|------------------------|------------------------|---------------|------------------------------|

Facility: Hannaford

Section: A

| | | | | | | | | | | | | | | | | |
|-------|---|-----|-----------|-----------------|--------|-------|-------|-------|------|------|--------|-------|-------|--------|------|---------|
| | A | 001 | Irregular | top of slab | 255.60 | 17.83 | 17.83 | 38.40 | 2.50 | 0.00 | 40.900 | 0.000 | 40.9 | 255.6 | 7.00 | 11,186 |
| | A | 002 | Irregular | top of slab | 74.860 | 9.650 | 9.650 | 96.70 | 1.80 | 0.00 | 98.500 | 0.000 | 98.5 | 74.8 | 5.50 | 7,780 |
| | A | 003 | Irregular | top of slab | 74.860 | 9.650 | 9.650 | 96.70 | 1.80 | 0.00 | 98.500 | 0.000 | 98.5 | 74.8 | 5.50 | 7,780 |
| | A | 004 | Irregular | top of slab | 74.860 | 9.650 | 9.650 | 96.70 | 1.80 | 0.00 | 98.500 | 0.000 | 98.5 | 74.8 | 5.50 | 7,780 |
| | A | 005 | Irregular | top of slab | 74.860 | 9.650 | 9.650 | 96.70 | 1.80 | 0.00 | 98.500 | 0.000 | 98.5 | 74.8 | 5.50 | 7,780 |
| | A | 006 | Irregular | top of slab | 46.900 | 7.638 | 7.638 | 98.00 | 3.00 | 0.00 | 101.00 | 0.000 | 101.0 | 46.9 | 4.00 | 4,926 |
| | A | 007 | Irregular | top of slab | 70.710 | 9.379 | 9.379 | 136.6 | 1.10 | 0.00 | 137.70 | 0.000 | 137.7 | 70.7 | 5.20 | 10,243 |
| | A | 008 | Round | top of slab | 36.000 | 0.000 | 0.000 | 134.0 | 3.00 | 0.50 | 136.50 | 0.000 | 136.5 | 818.2 | 10.0 | 122,852 |
| | A | 009 | Round | top of slab | 36.000 | 0.000 | 0.000 | 134.0 | 3.00 | 0.50 | 136.50 | 0.000 | 136.5 | 818.2 | 10.0 | 122,852 |
| | A | 010 | Irregular | top of slab | 206.35 | 16.02 | 16.02 | 131.0 | 3.00 | 0.00 | 134.00 | 0.000 | 134.0 | 206.3 | 7.00 | 29,587 |
| | A | 011 | Round | top of slab | 36.000 | 0.000 | 0.000 | 134.0 | 3.00 | 0.50 | 136.50 | 0.000 | 136.5 | 818.2 | 10.0 | 122,852 |
| | A | 012 | Round | top of slab | 36.000 | 0.000 | 0.000 | 134.0 | 3.00 | 0.50 | 136.50 | 0.000 | 136.5 | 818.2 | 10.0 | 122,852 |
| | A | 013 | Irregular | top of slab | 206.35 | 16.02 | 16.02 | 131.0 | 3.00 | 0.00 | 134.00 | 0.000 | 134.0 | 206.3 | 7.00 | 29,587 |
| | A | 014 | Round | top of slab | 36.000 | 0.000 | 0.000 | 134.0 | 3.00 | 0.50 | 136.50 | 0.000 | 136.5 | 818.2 | 10.0 | 122,852 |
| | A | 015 | Round | top of slab | 36.000 | 0.000 | 0.000 | 134.0 | 3.00 | 0.50 | 136.50 | 0.000 | 136.5 | 818.2 | 10.0 | 122,852 |
| | A | 016 | Irregular | top of slab | 51.850 | 8.031 | 8.031 | 137.0 | 1.00 | 0.00 | 138.00 | 0.000 | 138.0 | 51.8 | 4.50 | 7,477 |
| | A | 017 | Round | top of slab | 76.000 | 0.000 | 0.000 | 140.0 | 0.00 | 0.10 | 139.90 | 0.000 | 139.9 | 3646.7 | 10.0 | 561,190 |
| Added | A | 018 | Peaked | top of sidewall | 89.400 | 0.000 | 0.000 | 98.75 | 0.00 | 0.00 | 98.750 | 6.300 | 105.1 | 5046.0 | 10.0 | 583,369 |
| Added | A | 019 | Peaked | top of sidewall | 104.40 | 0.000 | 0.000 | 98.75 | 0.00 | 0.00 | 98.750 | 7.300 | 106.1 | 6881.3 | 10.0 | 803,117 |

NDPSC Bin Capacity Chart

Exam Date: 11/07/2013

Central Plains Ag Services, LLC
 10810 7th Street SE
 Hannaford, ND
 County:

Examiner: 1

| Status | Section | Bin Number | Bin Type | Base Point | Diameter or Bu/Ft (Irreg.) | Length | Width | Side wall | Add for Hopper | Ded. for Obst. | Effective Depth | Add for Peak | Depth for Capac. | Bushels per Foot | Base Pack% | Bushel Capacity with Pack | |
|-------------------|---------|------------|----------|------------|-------------------------------|--------|-------|--------------|----------------------|----------------------|--------------------|--------------------|------------------------|------------------------|-----------------|--|------------------|
| Bin count: | | 19 | | | | | | | | | | | | | | Facility: Hannaford Section: A Total: | 2,808,914 |
| | | | | | | | | | | | | | | | To Even: | 2,809,000 | |

Section: B

| | | | | | | | | | | | | | | | | | |
|-------------------|--------|----------|--------|-----------------|--------|-------|-------|-------|------|------|-------|-------|------|---------|-----------------|--|------------------|
| B | Bunker | | Peaked | top of sidewall | 304.00 | 0.000 | 0.000 | 5.250 | 0.00 | 0.00 | 5.250 | 21.30 | 26.6 | 58346.7 | 10.0 | 1,707,224 | |
| Bin count: | | 1 | | | | | | | | | | | | | | Facility: Hannaford Section: B Total: | 1,707,224 |
| | | | | | | | | | | | | | | | To Even: | 1,708,000 | |

Section: G

| | | | | | | | | | | | | | | | | | |
|-------------------|---|----------|-----------|----------------|--------|-------|-------|-------|------|------|-------|-------|------|---------|-----------------|--|----------------|
| Added | G | Ground | Temporary | ground storage | 27.000 | 518.5 | 150.0 | 0.100 | 0.00 | 0.00 | 0.100 | 12.40 | 12.5 | 62520.1 | 10.0 | 859,651 | |
| Bin count: | | 1 | | | | | | | | | | | | | | Facility: Hannaford Section: G Total: | 859,651 |
| | | | | | | | | | | | | | | | To Even: | 860,000 | |

Overall Licensed Bin Capacity for:

Central Plains Ag Services, LLC

Bin count: 86

Licensed Capacity:

(includes pack)

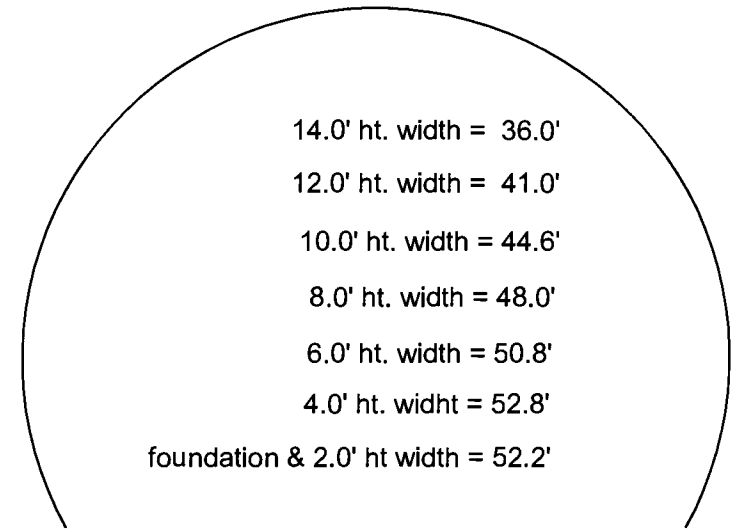
6,063,557 Bu.

Licensed Capacity (to even):


(includes pack and section totals are rounded up to next highest 1000)

6,066,000 Bu.

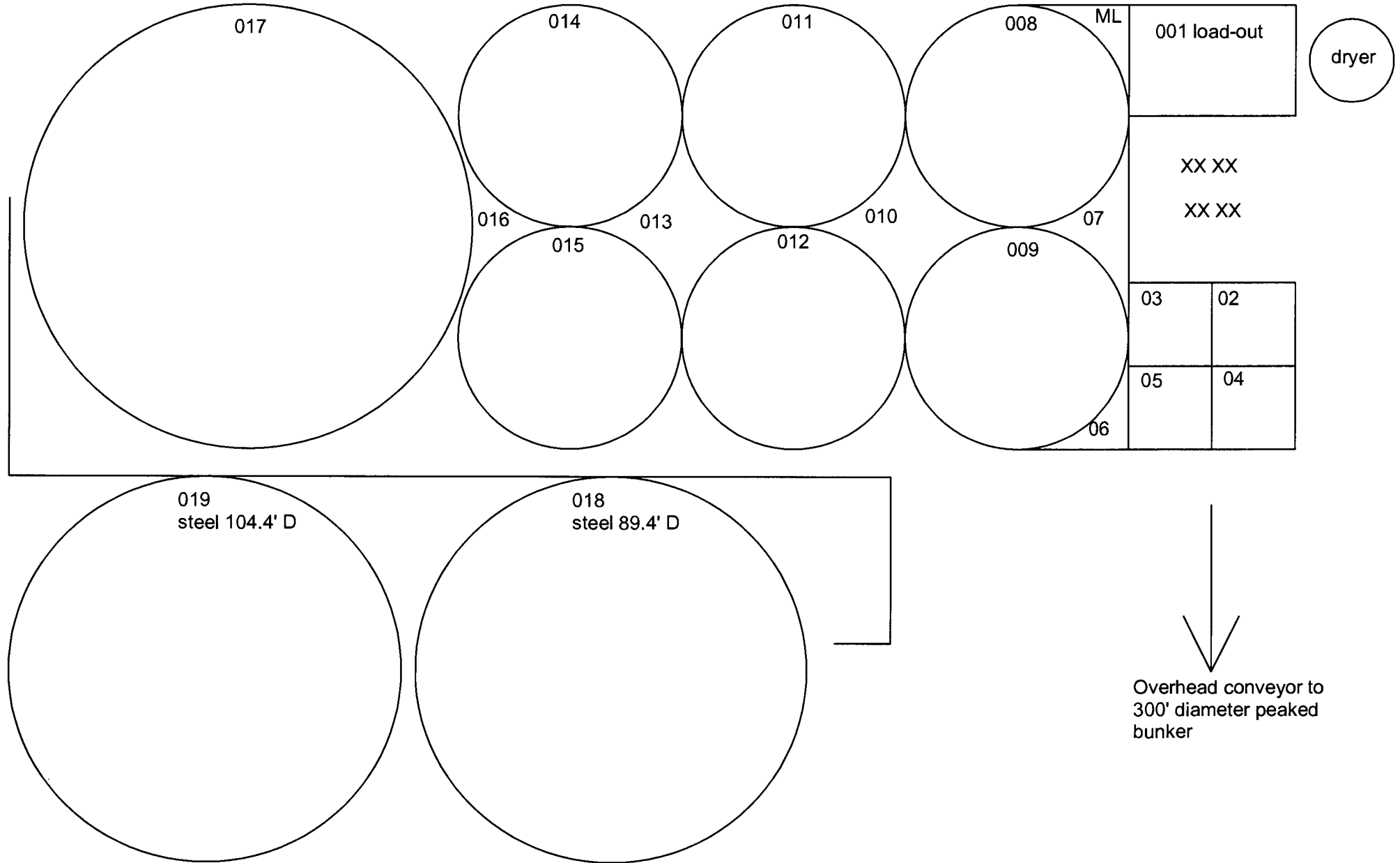
CENTRAL PLAINS AG SERVICES, LLC
HANNAFORD ND
Courtenay location
Section C quonset #200
located 600' west of main elevator & annex
Capacity with an average grain depth of 9.8' = 79,000 bu.



Base dimensions
52.2' width at foundation with a 2' fndtn ht.
base metal width above foundation = 52.8'
total length = 179.0'
bottom center of overhead u-trough 18.5' to floor




BNSF RAIL loop track shuttle load facility



CENTRAL PLAINS AG SERVICES, LLC
HANNAFORD ND
Courtenay location
Section C ground bunker
Full Capacity of 377,500 packed bushels

Base dimensions
104' width
center line length 296'
side straight wall length 192'
plus a 1/2 cone or radius of 52' on each end
grain wall ht. of 7.8' adjusted to an average of 7.5' allowing for
1.0' center grade rise for run off.



CENTRAL PLAINS AG SERVICES, LLC
 Hannaford , ND
 Courtenay Location
 SECTION C

CP RAIL

| | | | | | | | |
|-----|-----|----------------------|--|-----|--|-----|-----|
| 012 | | 013 | | 014 | | 016 | |
| 09 | 010 | 011 | | 017 | | 023 | 018 |
| 07 | | 08 | | 01 | | 020 | |
| 06 | | ML XX XX XX XX | | 024 | | 021 | |
| 04 | 05 | | | 022 | | | |

| | | | | | | |
|-----|-----|-----|-----|-----|-----|-----|
| 105 | 106 | 111 | 112 | 114 | 116 | 120 |
| 103 | 104 | 109 | 110 | 115 | 117 | 119 |
| 101 | 102 | 107 | 108 | 113 | 118 | 121 |

DRIVE WAY

OFFICE

dryer

025

202

201

flat storage #200 and
 ground bunker 600' west

