

Exam Date: 10/10/2013

Farmers Elevator Company of Cooperstown

Page: 1

Examiner: 1

Box 587

Cooperstown, ND

County:

Phone: 701-797-2631

CCC Number: 2-4279

Location/Container Numbers/Comments	Section	Capacity
<b>PART A - ADDITIONAL SPACE TO BE INCLUDED UNDER LICENSE</b>		
012	B	323,685
		<b>Total:</b> 323,685
<b>PART B - SPACE TO BE DELETED UNDER LICENSE</b>		
001	D	3,078
002	D	3,078
003	D	3,078
004	D	3,078
005	D	2,864
006	D	2,864
007	D	2,864
008	D	1,853
009	D	1,853
010	D	1,853
011	D	1,853
012	D	1,853
013	D	1,853
		<b>Total:</b> 32,022
<b>PART C - ALL SPACE TO BE INCLUDED UNDER LICENSE</b>		
	B	1,003,000
	C	182,000
	D	18,000
		<b>Total:</b> 1,203,000
<b>PART D - TOTAL CAPACITY BY FUNCTIONAL UNIT</b>		
Cooperstown 462	B C D	1,203,000
		<b>Total:</b> 1,203,000

### NDPSC Bin Capacity Chart

Exam Date:10/10/2013

Farmers Elevator Company of Cooperstown  
 Box 587  
 Cooperstown , ND  
 County:

Examiner: 1

Status	Section	Bin Number	Bin Type	Base Point	Diameter or Bu/Ft (Irreg).	Length	Width	Side wall	Add for Hopper	Ded. for Obst.	Effective Depth	Add for Peak	Depth for Capac.	Bushels per Foot	Base Pack%	Bushel Capacity with Pack
--------	---------	------------	----------	------------	-------------------------------	--------	-------	--------------	----------------------	----------------------	--------------------	--------------------	------------------------	------------------------	---------------	------------------------------

## Facility: Cooperstown

### Section: B

	B	001	Peaked	top of sidewall	48.000	0.000	0.000	30.85	0.00	0.00	30.850	3.400	34.3	1454.6	10.0	54,882
	B	002	Peaked	top of sidewall	48.000	0.000	0.000	32.10	0.00	0.00	32.100	3.400	35.5	1454.6	10.0	56,802
	B	003	Peaked	top of sidewall	48.000	0.000	0.000	30.85	0.00	0.00	30.850	3.400	34.3	1454.6	10.0	54,882
	B	004	Peaked	top of sidewall	48.000	0.000	0.000	32.10	0.00	0.00	32.100	3.400	35.5	1454.6	10.0	56,802
	B	005	Peaked	top of sidewall	48.000	0.000	0.000	30.85	0.00	0.00	30.850	3.400	34.3	1454.6	10.0	54,882
	B	006	Peaked	top of sidewall	48.000	0.000	0.000	32.10	0.00	0.00	32.100	3.400	35.5	1454.6	10.0	56,802
	B	007	Peaked	top of sidewall	48.000	0.000	0.000	30.85	0.00	0.00	30.850	3.400	34.3	1454.6	10.0	54,882
	B	008	Peaked	top of sidewall	48.000	0.000	0.000	32.10	0.00	0.00	32.100	3.400	35.5	1454.6	10.0	56,802
	B	009	Peaked	top of sidewall	53.700	0.000	0.000	35.50	0.00	0.00	35.500	3.800	39.3	1820.6	10.0	78,705
	B	010	Peaked	top of sidewall	59.850	0.000	0.000	35.40	0.00	0.00	35.400	4.200	39.6	2261.5	10.0	98,511
	B	011	Peaked	top of sidewall	41.900	0.000	0.000	42.75	0.00	0.00	42.750	2.500	45.3	1108.4	10.0	55,232
Added	B	012	Peaked	top of sidewall	77.600	0.000	0.000	72.00	0.00	0.00	72.000	5.400	77.4	3801.8	10.0	323,685

Bin count: 12

Facility: Cooperstown Section: B Total: **1,002,869**

To Even: **1,003,000**

### Section: C

	C	001 T	Square	work floor	0.000	11.00	6.900	55.00	0.00	0.00	55.000	0.000	55.0	61.0	4.80	3,516
	C	001 B	Square	work floor- top 55'	0.000	14.50	11.00	17.00	0.00	0.00	17.000	0.000	17.0	128.2	6.50	2,321
	C	002 T	Square	work floor	0.000	11.00	6.900	55.00	0.00	0.00	55.000	0.000	55.0	61.0	4.80	3,516
	C	002 B	Square	work floor - top 55'	0.000	14.50	11.00	17.00	0.00	0.00	17.000	0.000	17.0	128.2	6.50	2,321

Exam Date:10/10/2013

Farmers Elevator Company of Cooperstown

Examiner: 1

Box 587  
Cooperstown , ND  
County:

Status	Section	Bin Number	Bin Type	Base Point	Diameter or Bu/Ft (Irreg).	Length	Width	Side wall	Add for Hopper	Ded. for Obst.	Effective Depth	Add for Peak	Depth for Capac.	Bushels per Foot	Base Pack%	Bushel Capacity with Pack
--------	---------	------------	----------	------------	-------------------------------	--------	-------	--------------	----------------------	----------------------	--------------------	--------------------	------------------------	------------------------	---------------	------------------------------

## Facility: Cooperstown

### Section: C

C	003 T		Square	work floor	0.000	11.00	6.900	55.00	0.00	0.00	55.000	0.000	55.0	61.0	4.80	3,516
C	003 B		Square	work floor - top 55'	0.000	14.50	11.00	17.00	0.00	0.00	17.000	0.000	17.0	128.2	6.50	2,321
C	004 T		Square	work floor	0.000	11.00	6.900	55.00	0.00	0.00	55.000	0.000	55.0	61.0	4.80	3,516
C	004 B		Square	work floor - tolp 55'	0.000	14.50	11.00	17.00	0.00	0.00	17.000	0.000	17.0	128.2	6.50	2,321
C	007 T		Irregular	work floor - 11 x 6.8 less 2.8	54.500	0.000	0.000	15.00	0.00	0.00	15.000	0.000	15.0	54.5	4.50	855
C	007 B		Square	work floor - top 15'	0.000	11.00	6.800	39.00	0.00	0.00	39.000	0.000	39.0	60.1	4.80	2,457
C	008		Square	work floor	0.000	11.00	7.300	54.00	0.00	0.00	54.000	0.000	54.0	64.5	5.00	3,657
C	009		Square	work floor	0.000	12.20	6.900	54.00	0.00	0.00	54.000	0.000	54.0	67.7	5.20	3,846
C	010		Square	work floor	0.000	6.700	4.200	29.00	0.00	0.00	29.000	0.000	29.0	22.6	2.00	668
C	011		Square	work floor	0.000	12.20	6.900	54.00	0.00	0.00	54.000	0.000	54.0	67.7	5.20	3,846
C	012		Square	work floor	0.000	8.200	7.300	54.00	0.00	0.00	54.000	0.000	54.0	48.1	4.20	2,706
C	013 T		Square	work floor	0.000	8.400	6.800	15.00	0.00	0.00	15.000	0.000	15.0	45.9	4.00	717
C	013 B		Square	work floor - top 15'	0.000	11.00	6.800	39.00	0.00	0.00	39.000	0.000	39.0	60.1	4.80	2,457
C	014		Square	work floor	0.000	11.00	7.300	54.00	0.00	0.00	54.000	0.000	54.0	64.5	5.00	3,657
C	015		Square	work floor	0.000	11.00	7.300	54.00	0.00	0.00	54.000	0.000	54.0	64.5	5.00	3,657
C	016		Square	work floor	0.000	7.300	3.800	54.00	0.00	0.00	54.000	0.000	54.0	22.3	2.00	1,228
C	017		Square	work floor	0.000	11.00	7.300	54.00	0.00	0.00	54.000	0.000	54.0	64.5	5.00	3,657
C	018		Square	work floor	0.000	12.20	7.300	54.00	0.00	0.00	54.000	0.000	54.0	71.6	5.20	4,067
C	019 T		Irregular	work floor - 12.2 x 6.8 less	59.900	0.000	0.000	15.00	0.00	0.00	15.000	0.000	15.0	59.9	4.80	942
C	019 B		Square	work floor - top 15'	0.000	12.20	6.800	39.00	0.00	0.00	39.000	0.000	39.0	66.7	5.00	2,731
C	020		Square	work floor	0.000	11.00	3.400	53.00	0.00	0.00	53.000	0.000	53.0	30.1	2.50	1,635

Client ID: 366

## NDPSC Bin Capacity Chart

10/10/2013 04:49:14 PM

Exam Date:10/10/2013

Farmers Elevator Company of Cooperstown

Page: 3

Examiner: 1

Box 587

Cooperstown , ND

County:

Status	Section	Bin Number	Bin Type	Base Point	Diameter or Bu/Ft (Irreg.) Length	Width	Side wall	Add for Hopper	Ded. for Obst.	Effective Depth	Add for Peak	Depth for Capac.	Bushels per Foot	Base Pack%	Bushel Capacity with Pack
--------	---------	------------	----------	------------	---	-------	--------------	----------------------	----------------------	--------------------	--------------------	------------------------	------------------------	---------------	------------------------------

**Facility: Cooperstown****Section: C**

C	021 T	Square	work floor		0.000	6.800	6.000	15.00	0.00	0.00	15.000	0.000	15.0	32.8	2.50	504
C	021 B	Square	work floor - top 15'		0.000	9.800	6.800	39.00	0.00	0.00	39.000	0.000	39.0	53.6	4.50	2,184
C	022 T	Square	work floor		0.000	4.200	4.000	29.00	0.00	0.00	29.000	0.000	29.0	13.5	2.00	400
C	022 B	Square	work floor - top 29'		0.000	11.00	4.200	24.00	0.00	0.00	24.000	0.000	24.0	37.1	3.00	917
C	118	Peaked	eave		16.000	0.000	0.000	20.00	0.00	0.00	20.000	1.000	21.0	161.6	5.80	3,591
C	401	Quonset	u-trough to floor 20'		0.000	201.3	47.20	13.60	0.00	0.00	13.600	0.000	13.6	7190.9	10.0	107,577

Bin count: 31

Facility: Cooperstown Section: C Total: **181,304**To Even: **182,000****Section: D**

D	014	Peaked	top of sidewall		14.000	0.000	0.000	20.00	2.00	0.00	22.000	0.800	22.8	123.7	5.50	2,975
D	015	Peaked	top of sidewall		14.000	0.000	0.000	20.00	2.00	0.00	22.000	0.800	22.8	123.7	5.50	2,975
D	016	Peaked	top of sidewall		14.000	0.000	0.000	20.00	2.00	0.00	22.000	0.800	22.8	123.7	5.50	2,975
D	017	Peaked	top of sidewall		14.000	0.000	0.000	20.00	2.00	0.00	22.000	0.800	22.8	123.7	5.50	2,975
D	018	Peaked	top of sidewall		13.500	0.000	0.000	12.50	2.00	0.00	14.500	0.800	15.3	115.1	5.20	1,853
D	019	Peaked	top of sidewall		13.500	0.000	0.000	12.50	2.00	0.00	14.500	0.800	15.3	115.1	5.20	1,853
D	020	Peaked	top of sidewall		13.500	0.000	0.000	12.50	2.00	0.00	14.500	0.800	15.3	115.1	5.20	1,853

Bin count: 7

Facility: Cooperstown Section: D Total: **17,459**To Even: **18,000**

**Overall Licensed Bin Capacity for:**

Farmers Elevator Company of Cooperstown

Bin count: 50

**Licensed Capacity:**

(includes pack)

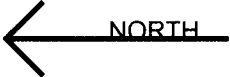
**1,201,632 Bu.**

**Licensed Capacity (to even):**

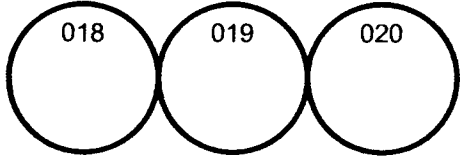
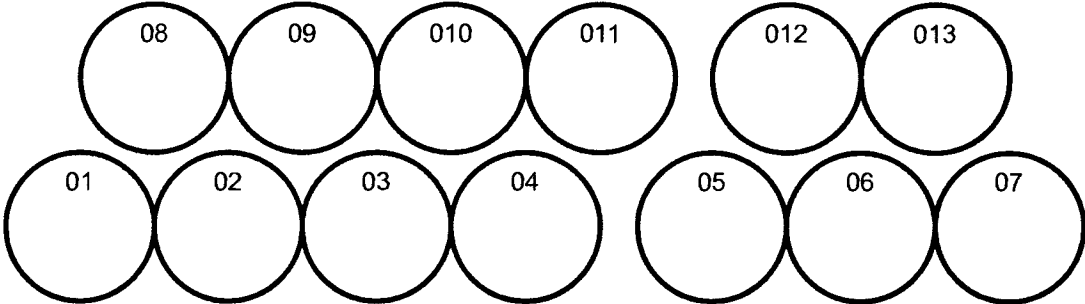
(includes pack and section totals are rounded up to next highest 1000)

**1,203,000 Bu.**

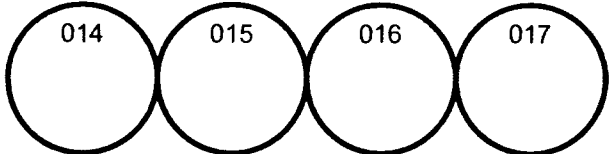
FARMERS ELEVATOR CO. of COOPERSTOWN  
COOPERSTOWN N.D.  
SECTION D



SECTION D  
hopper tanks



SECTION D  
hopper tanks

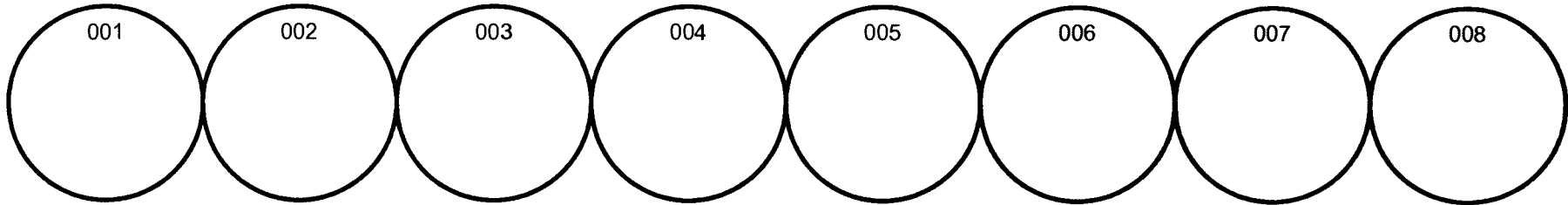


SECTION C #401  
quonset 201.3' L x 47.2' W  
btm center u-trough to floor 20'

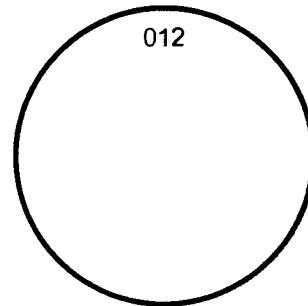
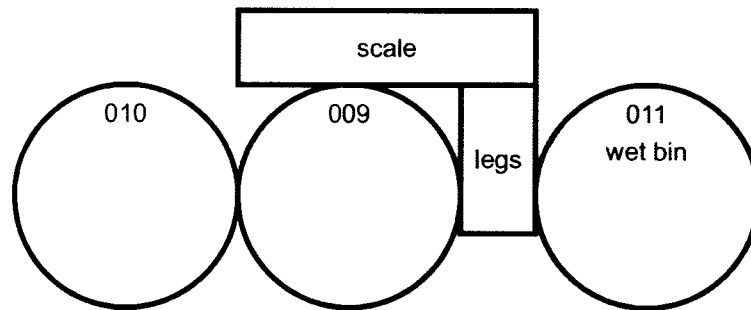
FARMERS ELEVATOR CO. of COOPERSTOWN  
COOPERSTOWN N.D.

SECTION B

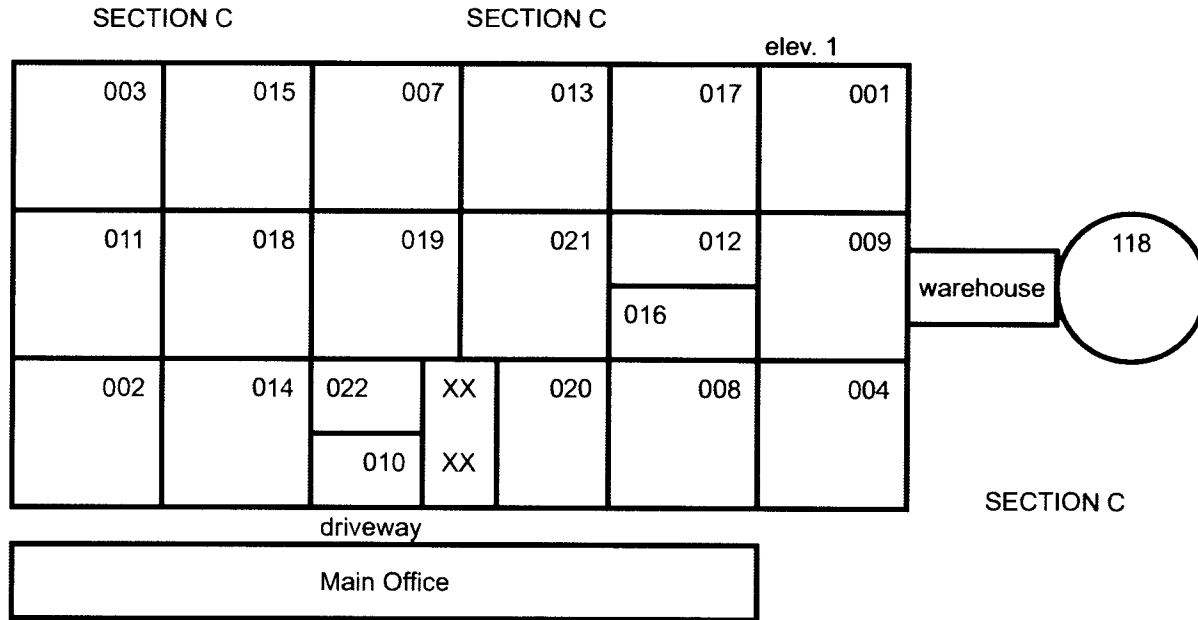
SECTION B 1/4 M. south of elevator



new construction



FARMERS ELEVATOR CO. of COOPERSTOWN  
COOPERSTOWN N.D.



---

SECTION B 1/4 M. south of elevator

