

Exam Date:07/10/2013

MAYPORT FARMERS CO-OP

Page: 1

Examiner: 2

PO Box 338

Portland , ND

County:

Phone: 701-786-4263

CCC Number:

Location/Container Numbers/Comments	Section	Capacity
-------------------------------------	---------	----------

PART A - ADDITIONAL SPACE TO BE INCLUDED UNDER LICENSE

001	F	25,219
002	F	25,219
003	F	25,219
004	F	49,238
005	F	49,238
006	F	14,780
007	F	110,515
008	F	110,515
009	F	110,515
010	F	110,515
011	F	2,136
012	F	2,136
013	F	2,136
014	F	2,136
015	F	362,405
101	F	60,773
102	F	60,773
103	F	60,773
104	F	60,773
105	F	60,773
106	F	60,773
Total:		1,366,560

PART B - SPACE TO BE DELETED UNDER LICENSE

001	G	69,923
002	G	69,923
003	G	1,799
004	G	1,799
005	G	1,799
006	G	1,799
403	E-1	48,703
Total:		195,745

PART C - ALL SPACE TO BE INCLUDED UNDER LICENSE

A	561,000
A-1	765,000
E	932,000
E-1	78,000
F	1,367,000
H	305,000
I	182,000
J	270,000

Location/Container Numbers/Comments	Section	Capacity
		Total: 4,460,000
PART D - TOTAL CAPACITY BY FUNCTIONAL UNIT		
Mayville 864	E F H	2,604,000
Portland 861	A	561,000
Portland (Bean) 862	A-1 E-1	843,000
Portland (Rural) 863	I J	452,000
		Total: 4,460,000

Exam Date:07/10/2013

MAYPORT FARMERS CO-OP

Page: 1

Examiner: 2

PO Box 338
Portland , ND
County:

Status	Section	Bin Number	Bin Type	Base Point	Diameter or Bu/Ft (Irreg.) Length	Width	Side wall	Add for Hopper	Ded. for Obst.	Effective Depth	Add for Peak	Depth for Capac.	Bushels per Foot	Base Pack%	Bushel Capacity with Pack
--------	---------	------------	----------	------------	---	-------	--------------	----------------------	----------------------	--------------------	--------------------	------------------------	------------------------	---------------	------------------------------

Facility: Mayville

Section: E

E	002A	B	Square	floor over bins -top 13'	0.000	5.500	4.900	35.00	0.00	0.00	35.000	0.000	35.0	21.7	2.00	775
E	002B	T	Square	floor over bins -	0.000	5.100	4.900	13.00	0.00	0.00	13.000	0.000	13.0	20.1	2.00	266
E	002B	B	Square	floor over bins - top 13'	0.000	4.900	4.700	35.00	0.00	0.00	35.000	0.000	35.0	18.5	2.00	661
E	004	T	Square	floor over bins -	0.000	7.200	5.400	13.00	0.00	0.00	13.000	0.000	13.0	31.3	2.50	417
E	004	B	Square	floor over bins - top 13'	0.000	6.900	5.200	11.00	0.00	0.00	11.000	0.000	11.0	28.8	2.50	325
E	005	T	Square	floor over bins -	0.000	7.200	6.900	13.00	0.00	0.00	13.000	0.000	13.0	39.9	3.00	535
E	005	B	Square	floor over bins - top 13'	0.000	6.900	6.600	35.00	0.00	0.00	35.000	0.000	35.0	36.6	3.00	1,319
E	006	T	Square	floor over bins -	0.000	7.100	5.100	13.00	0.00	0.00	13.000	0.000	13.0	29.1	2.50	387
E	006	B	Square	floor over bins - top 13'	0.000	6.900	4.900	35.00	0.00	0.00	35.000	0.000	35.0	27.2	2.50	976
E	007	T	Square	bin floor top hopper rail	0.000	10.30	7.000	35.00	0.00	0.00	35.000	0.000	35.0	58.0	4.80	2,127
E	007	M	Square	floor over bins - top 35'	0.000	10.20	6.900	17.00	0.00	0.00	17.000	0.000	17.0	56.6	4.80	1,008
E	007	B	Square	floor over bins - top &	0.000	13.70	9.800	19.00	0.00	0.00	19.000	0.000	19.0	107.9	6.20	2,177
E	008	T	Square	floor over bins	0.000	6.900	5.400	13.00	0.00	0.00	13.000	0.000	13.0	30.0	2.50	400
E	008	B	Square	floor over bins- top 13'	0.000	6.700	5.200	35.00	0.00	0.00	35.000	0.000	35.0	28.0	2.50	1,005
E	009A	T	Square	floor over bins-	0.000	10.50	7.200	13.00	0.00	0.00	13.000	0.000	13.0	60.8	4.80	828
E	009A	M	Square	floor over bins- top 13';	0.000	10.20	6.900	39.00	0.00	0.00	39.000	0.000	39.0	56.6	4.80	2,313
E	009A	B	Square	floor over bins- top & mddle	0.000	13.90	9.800	19.00	0.00	0.00	19.000	0.000	19.0	109.5	6.20	2,210
E	009B	T	Square	floor over bins	0.000	10.50	6.900	13.00	0.00	0.00	13.000	0.000	13.0	58.2	4.80	793
E	009B	B	Square	floor over bins - top 13'	0.000	10.20	6.700	36.00	0.00	0.00	36.000	0.000	36.0	54.9	4.50	2,065
E	010	T	Square	floor over bins	0.000	7.200	6.500	13.00	0.00	0.00	13.000	0.000	13.0	37.6	3.00	504
E	010	B	Square	floor over bins - top 13'	0.000	6.900	6.200	35.00	0.00	0.00	35.000	0.000	35.0	34.4	3.00	1,240

Exam Date:07/10/2013

MAYPORT FARMERS CO-OP

Page: 2

Examiner: 2

PO Box 338
Portland , ND
County:

Status	Section	Bin Number	Bin Type	Base Point	Diameter or Bu/Ft (Irreg).		Side wall	Add for Hopper	Ded. for Obst.	Effective Depth	Add for Peak	Depth for Capac.	Bushels per Foot	Base Pack%	Bushel Capacity with Pack
					Length	Width									

Facility: Mayville

Section: E

E	011 T	Square	floor over bins -	0.000	7.200	6.900	13.00	0.00	0.00	13.000	0.000	13.0	39.9	3.00	535
E	011 B	Square	floor over bins - top 13'	0.000	6.900	6.600	35.00	0.00	0.00	35.000	0.000	35.0	36.6	3.00	1,319
E	012 T	Square	floor over bins	0.000	7.200	6.500	13.00	0.00	0.00	13.000	0.000	13.0	37.6	3.00	504
E	012 B	Square	floor over bins - top 13'	0.000	6.900	6.200	35.00	0.00	0.00	35.000	0.000	35.0	34.4	3.00	1,240
E	014 T	Square	floor over bins	0.000	6.900	5.100	13.00	0.00	0.00	13.000	0.000	13.0	28.3	2.50	377
E	014 B	Square	floor over bins - top 13'	0.000	6.700	4.900	35.00	0.00	0.00	35.000	0.000	35.0	26.4	2.50	947
E	015 T	Square	bin floor	0.000	10.50	6.900	13.00	0.00	0.00	13.000	0.000	13.0	58.2	4.80	793
E	015 B	Square	floor over bins- top 13'	0.000	10.20	6.600	36.00	0.00	0.00	36.000	0.000	36.0	54.1	4.50	2,036
E	016 T	Square	floor over bins-	0.000	14.20	4.900	13.00	0.00	0.00	13.000	0.000	13.0	55.9	4.80	762
E	016 M	Square	floor over bins-top 13'	0.000	14.00	4.700	14.00	0.00	0.00	14.000	0.000	14.0	52.9	4.50	774
E	016 M	Irregular	floor over bins-top & middle	81.700	0.000	0.000	24.00	0.00	0.00	24.000	0.000	24.0	81.7	5.50	2,069
E	016B	Square	floor over bins-top & middle	0.000	13.70	9.600	20.00	0.00	0.00	20.000	0.000	20.0	105.7	6.20	2,245
E	018 T	Square	floor over bins -	0.000	14.20	4.900	13.00	0.00	0.00	13.000	0.000	13.0	55.9	4.80	762
E	018 M	Square	floor over bins - top 13'	0.000	14.00	4.700	38.00	0.00	0.00	38.000	0.000	38.0	52.9	4.50	2,100
E	018B	Square	floor over bins - top & middle	0.000	13.90	9.600	20.00	0.00	0.00	20.000	0.000	20.0	107.3	6.20	2,279
E	019 T	Square	floor over bins	0.000	14.00	6.900	13.00	0.00	0.00	13.000	0.000	13.0	77.7	5.50	1,066
E	019 B	Square	floor over bins- top 13'	0.000	13.70	6.600	36.00	0.00	0.00	36.000	0.000	36.0	72.7	5.20	2,753
E	020 T	Square	floor over bins-	0.000	10.50	4.500	13.00	0.00	0.00	13.000	0.000	13.0	38.0	3.00	509
E	020 B	Square	floor over bins-top 13'	0.000	10.20	4.300	36.00	0.00	0.00	36.000	0.000	36.0	35.3	3.00	1,309
E	022 T	Square	floor over bins	0.000	10.50	4.000	13.00	0.00	0.00	13.000	0.000	13.0	33.8	2.50	450
E	022 B	Square	floor over bins - top 13'	0.000	10.20	3.800	36.00	0.00	0.00	36.000	0.000	36.0	31.2	2.50	1,151

Exam Date:07/10/2013

MAYPORT FARMERS CO-OP

Page: 3

Examiner: 2

PO Box 338
Portland , ND
County:

Status	Section	Bin Number	Bin Type	Base Point	Diameter or Bu/Ft (Irreg.)	Length	Width	Side wall	Add for Hopper	Ded. for Obst.	Effective Depth	Add for Peak	Depth for Capac.	Bushels per Foot	Base Pack%	Bushel Capacity with Pack
--------	---------	------------	----------	------------	-------------------------------	--------	-------	--------------	----------------------	----------------------	--------------------	--------------------	------------------------	------------------------	---------------	------------------------------

Facility: Mayville

Section: E

E	024 T		Irregular	bin floor 14x7 less 3x2.8	72.100	0.000	0.000	13.00	0.00	0.00	13.000	0.000	13.0	72.1	5.20	986
E	024 M		Irregular	floor over bins - top 13'	68.200	0.000	0.000	1.000	0.00	0.00	1.000	0.000	1.0	68.2	5.20	72
E	024B		Square	floor over bins top 14'	0.000	13.70	6.800	13.00	0.00	0.00	13.000	0.000	13.0	74.9	5.50	1,028
E	025 T		Irregular	bin floor 14x 6.5 less 3x3.5	64.800	0.000	0.000	13.00	0.00	0.00	13.000	0.000	13.0	64.8	5.00	884
E	025 M		Irregular	floor over bins- top 13'	61.000	0.000	0.000	1.000	0.00	0.00	1.000	0.000	1.0	61.0	4.80	64
E	025B		Square	bin over grading floor top	0.000	13.70	6.500	13.00	0.00	0.00	13.000	0.000	13.0	71.6	5.20	979
E	026 T		Square	floor over bins	0.000	14.00	6.900	13.00	0.00	0.00	13.000	0.000	13.0	77.7	5.50	1,066
E	026 B		Square	floor over bins - top 13'	0.000	13.70	6.700	36.00	0.00	0.00	36.000	0.000	36.0	73.8	5.50	2,803
E	027 T		Square	floor over bins	0.000	14.00	10.90	13.00	0.00	0.00	13.000	0.000	13.0	122.7	6.50	1,699
E	027 B		Square	floor over bins - top 13'	0.000	13.70	10.70	47.00	0.00	0.00	47.000	0.000	47.0	117.8	6.20	5,880
E	028 T		Square	floor over bins	0.000	10.90	5.100	13.00	0.00	0.00	13.000	0.000	13.0	44.7	3.50	601
E	028 M		Square	floor over bins- top 13'	0.000	10.70	4.900	38.00	0.00	0.00	38.000	0.000	38.0	42.1	3.50	1,656
E	028 M		Square	floor over bins - top & mddle	0.000	10.70	10.10	9.000	0.00	0.00	9.000	0.000	9.0	86.9	5.80	827
E	028B		Square	floor over bins - top & mddle	0.000	14.70	10.50	10.00	0.00	0.00	10.000	0.000	10.0	124.1	6.50	1,322
E	029 T		Square	floor over bins	0.000	10.80	10.40	13.00	0.00	0.00	13.000	0.000	13.0	90.3	5.80	1,242
E	029 M		Square	floor over bins-top 13'	0.000	10.60	10.10	47.00	0.00	0.00	47.000	0.000	47.0	86.1	5.80	4,282
E	029B		Square	floor over bins-top & mddle	0.000	14.70	10.40	10.00	0.00	0.00	10.000	0.000	10.0	122.9	6.50	1,309
E	030 T		Square	floor over bins	0.000	14.00	10.80	13.00	0.00	0.00	13.000	0.000	13.0	121.5	6.50	1,683
E	030 B		Square	floor over bins- topo 13'	0.000	13.70	10.60	47.00	0.00	0.00	47.000	0.000	47.0	116.7	6.20	5,825
E	031 T		Square	floor over bins	0.000	10.80	10.40	13.00	0.00	0.00	13.000	0.000	13.0	90.3	5.80	1,242
E	031 M		Square	floor over bins- top 13'	0.000	10.60	10.10	47.00	0.00	0.00	47.000	0.000	47.0	86.1	5.80	4,282

Exam Date:07/10/2013

MAYPORT FARMERS CO-OP

Page: 4

Examiner: 2

PO Box 338
Portland , ND
County:

Status	Section	Bin Number	Bin Type	Base Point	Diameter or Bu/Ft (Irreg.) Length	Width	Side wall	Add for Hopper	Ded. for Obst.	Effective Depth	Add for Peak	Depth for Capac.	Bushels per Foot	Base Pack%	Bushel Capacity with Pack
--------	---------	------------	----------	------------	---	-------	--------------	----------------------	----------------------	--------------------	--------------------	------------------------	------------------------	---------------	------------------------------

Facility: Mayville

Section: E

E	031B	Square	floor over bins- top & middle	0.000	14.70	10.40	10.00	0.00	0.00	10.000	0.000	10.0	122.9	6.50	1,309
E	032 T	Square	floor over bins	0.000	10.50	10.40	13.00	0.00	0.00	13.000	0.000	13.0	87.8	5.80	1,207
E	032 M	Square	floor over bins - top 13'	0.000	10.30	10.10	47.00	0.00	0.00	47.000	0.000	47.0	83.6	5.80	4,157
E	032B	Square	floor over bins - top & middle	0.000	14.70	10.10	10.00	0.00	0.00	10.000	0.000	10.0	119.3	6.20	1,267
E	034 T	Square	floor over bins	0.000	14.00	10.50	13.00	0.00	0.00	13.000	0.000	13.0	118.2	6.20	1,632
E	034 B	Square	floor over bins - top 13'	0.000	13.70	10.30	47.00	0.00	0.00	47.000	0.000	47.0	113.4	6.20	5,660
E	035 T	Square	floor over bins	0.000	10.50	10.40	13.00	0.00	0.00	13.000	0.000	13.0	87.8	5.80	1,207
E	035 M	Square	floor over bins - top 13'	0.000	10.30	10.10	47.00	0.00	0.00	47.000	0.000	47.0	83.6	5.80	4,157
E	035B	Square	floor over bins - top & middle	0.000	14.70	10.10	10.00	0.00	0.00	10.000	0.000	10.0	119.3	6.20	1,267
E	036 T	Square	floor over bins	0.000	10.80	10.40	13.00	0.00	0.00	13.000	0.000	13.0	90.3	5.80	1,242
E	036 M	Square	floor over bins- top 13'	0.000	10.60	10.10	47.00	0.00	0.00	47.000	0.000	47.0	86.1	5.80	4,282
E	036B	Square	floor over bins- top & middle	0.000	14.70	10.40	10.00	0.00	0.00	10.000	0.000	10.0	122.9	6.50	1,309
E	037 T	Square	floor over bins	0.000	14.00	10.80	13.00	0.00	0.00	13.000	0.000	13.0	121.5	6.50	1,683
E	037 B	Square	floor over bins -top 13'	0.000	13.70	10.60	47.00	0.00	0.00	47.000	0.000	47.0	116.7	6.20	5,825
E	038 T	Square	floor over bins -	0.000	10.80	10.40	13.00	0.00	0.00	13.000	0.000	13.0	90.3	5.80	1,242
E	038 M	Square	floor over bins - top 13'	0.000	10.60	10.10	47.00	0.00	0.00	47.000	0.000	47.0	86.1	5.80	4,282
E	038B	Square	floor over bins - top & middle	0.000	14.70	10.40	10.00	0.00	0.00	10.000	0.000	10.0	122.9	6.50	1,309
E	039 T	Square	floor over bins	0.000	10.90	10.40	13.00	0.00	0.00	13.000	0.000	13.0	91.1	5.80	1,253
E	039 M	Square	floor over bins - top 13'	0.000	10.70	10.10	47.00	0.00	0.00	47.000	0.000	47.0	86.9	5.80	4,321
E	039B	Square	floor over bins - top &	0.000	14.70	10.50	10.00	0.00	0.00	10.000	0.000	10.0	124.1	6.50	1,322
E	101	Peaked	top of sidewall at eave	36.000	0.000	0.000	66.00	0.00	0.00	66.000	2.200	68.2	818.2	10.0	61,381

Exam Date:07/10/2013

MAYPORT FARMERS CO-OP

Page: 5

Examiner: 2

PO Box 338
Portland , ND
County:

Status	Section	Bin Number	Bin Type	Base Point	Diameter or Bu/Ft (Irreg.) Length	Width	Side wall	Add for Hopper	Ded. for Obst.	Effective Depth	Add for Peak	Depth for Capac.	Bushels per Foot	Base Pack%	Bushel Capacity with Pack
--------	---------	------------	----------	------------	---	-------	--------------	----------------------	----------------------	--------------------	--------------------	------------------------	------------------------	---------------	------------------------------

Facility: Mayville

Section: E

E	102	Peaked	top of sidewall at eave	36.000	0.000	0.000	66.00	0.00	0.00	66.000	2.200	68.2	818.2	10.0	61,381
E	103	Peaked	top of sidewall at eave	36.000	0.000	0.000	66.00	0.00	0.00	66.000	2.200	68.2	818.2	10.0	61,381
E	203	Round	floor over bins	18.000	0.000	0.000	99.00	0.00	0.00	99.000	0.000	99.0	204.6	6.00	21,470
E	205	Round	floor over bins	18.000	0.000	0.000	99.00	0.00	0.00	99.000	0.000	99.0	204.6	6.00	21,470
E	206	Round	floor over bins	18.000	0.000	0.000	99.00	0.00	0.00	99.000	0.000	99.0	204.6	6.00	21,470
E	207	Irregular	floor over bins	64.000	0.000	0.000	77.00	0.00	0.00	77.000	0.000	77.0	64.0	5.00	5,174
E	208	Round	floor over bins	18.000	0.000	0.000	99.00	0.00	0.00	99.000	0.000	99.0	204.6	6.00	21,470
E	209	Irregular	floor over bins	64.000	0.000	0.000	77.00	0.00	0.00	77.000	0.000	77.0	64.0	5.00	5,174
E	210	Irregular	floor over bins	31.000	0.000	0.000	77.00	0.00	0.00	77.000	0.000	77.0	31.0	2.50	2,447
E	211	Irregular	floor over bins	72.000	0.000	0.000	77.00	0.00	0.00	77.000	0.000	77.0	72.0	5.20	5,832
E	212	Irregular	floor over bins	31.000	0.000	0.000	77.00	0.00	0.00	77.000	0.000	77.0	31.0	2.50	2,447
E	213	Irregular	floor over bins	72.000	0.000	0.000	77.00	0.00	0.00	77.000	0.000	77.0	72.0	5.20	5,832
E	301	Square	floor over bin	0.000	10.40	8.400	12.20	2.80	0.00	15.000	0.000	15.0	70.2	5.20	1,108
E	302	Square	floor over bin	0.000	10.40	8.400	12.20	2.80	0.00	15.000	0.000	15.0	70.2	5.20	1,108
E	303	Peaked	top of side wall	16.000	0.000	0.000	25.00	2.30	0.00	27.300	1.000	28.3	161.6	5.80	4,838
E	304	Peaked	top of side wall	16.000	0.000	0.000	25.00	2.30	0.00	27.300	1.000	28.3	161.6	5.80	4,838
E	305	Peaked	top of side wall	16.000	0.000	0.000	25.00	2.30	0.00	27.300	1.000	28.3	161.6	5.80	4,838
E	306	Peaked	top of side wall	16.000	0.000	0.000	25.00	2.30	0.00	27.300	1.000	28.3	161.6	5.80	4,838
E	401	Square	top of side wall	0.000	19.20	16.00	45.50	2.70	0.00	48.200	0.000	48.2	246.9	7.00	12,734
E	402	Square	top of side wall	0.000	12.80	7.000	103.2	1.80	0.00	105.00	0.000	105.0	72.0	5.20	7,953
E	403	Square	top of side wall	0.000	12.80	7.000	103.2	1.80	0.00	105.00	0.000	105.0	72.0	5.20	7,953

NDPSC Bin Capacity Chart

Exam Date:07/10/2013

MAYPORT FARMERS CO-OP

Examiner: 2

PO Box 338
Portland , ND
County:

Status	Section	Bin Number	Bin Type	Base Point	Diameter or Bu/Ft (Irreg.)		Side wall	Add for Hopper	Ded. for Obst.	Effective Depth	Add for Peak	Depth for Capac.	Bushels per Foot	Base Pack%	Bushel Capacity with Pack
					Length	Width									

Facility: Mayville

Section: E

E	404	Round	top of side wall	48.000	0.000	0.000	139.5	0.00	0.00	139.50	0.000	139.5	1454.6	10.0	223,209
E	405	Round	top of side wall	48.000	0.000	0.000	139.5	0.00	0.00	139.50	0.000	139.5	1454.6	10.0	223,209
Bin count: 107													Facility: Mayville Section: E Total:		931,531
														To Even:	932,000

Section: F

Added	F	001	Peaked	top of side wall	32.900	0.000	0.000	31.70	0.00	0.00	31.700	2.000	33.7	683.4	9.50	25,219
Added	F	002	Peaked	top of side wall	32.900	0.000	0.000	31.70	0.00	0.00	31.700	2.000	33.7	683.4	9.50	25,219
Added	F	003	Peaked	top of side wall	32.900	0.000	0.000	31.70	0.00	0.00	31.700	2.000	33.7	683.4	9.50	25,219
Added	F	004	Peaked	top of side wall	47.900	0.000	0.000	28.00	0.00	0.00	28.000	2.900	30.9	1448.6	10.0	49,238
Added	F	005	Peaked	top of side wall	47.900	0.000	0.000	28.00	0.00	0.00	28.000	2.900	30.9	1448.6	10.0	49,238
Added	F	006	Peaked	top of side wall	24.000	0.000	0.000	33.00	3.30	0.00	36.300	1.400	37.7	363.7	7.80	14,780
Added	F	007	Peaked	top of side wall	59.800	0.000	0.000	40.30	0.00	0.00	40.300	4.200	44.5	2257.7	10.0	110,515
Added	F	008	Peaked	top of side wall	59.800	0.000	0.000	40.30	0.00	0.00	40.300	4.200	44.5	2257.7	10.0	110,515
Added	F	009	Peaked	top of side wall	59.800	0.000	0.000	40.30	0.00	0.00	40.300	4.200	44.5	2257.7	10.0	110,515
Added	F	010	Peaked	top of side wall	59.800	0.000	0.000	40.30	0.00	0.00	40.300	4.200	44.5	2257.7	10.0	110,515
Added	F	011	Square	top of side wall	59.800	9.500	9.500	25.00	3.00	0.00	28.000	0.000	28.0	72.5	5.20	2,136
Added	F	012	Square	top of side wall	59.800	9.500	9.500	25.00	3.00	0.00	28.000	0.000	28.0	72.5	5.20	2,136
Added	F	013	Square	top of side wall	59.800	9.500	9.500	25.00	3.00	0.00	28.000	0.000	28.0	72.5	5.20	2,136
Added	F	014	Square	top of side wall	59.800	9.500	9.500	25.00	3.00	0.00	28.000	0.000	28.0	72.5	5.20	2,136

Status	Section	Bin Number	Bin Type	Base Point	Diameter or Bu/Ft (Irreg.) Length	Width	Side wall	Add for Hopper	Ded. for Obst.	Effective Depth	Add for Peak	Depth for Capac.	Bushels per Foot	Base Pack%	Bushel Capacity with Pack
--------	---------	------------	----------	------------	---	-------	--------------	----------------------	----------------------	--------------------	--------------------	------------------------	------------------------	---------------	------------------------------

Facility: Mayville

Section: F

Added	F	015	Peaked	top of side wall	89.600	0.000	0.000	58.67	0.00	0.00	58.670	6.300	65.0	5068.6	10.0	362,405
Added	F	101	Peaked	top of side wall	47.800	0.000	0.000	35.42	0.00	0.00	35.420	2.900	38.3	1442.5	10.0	60,773
Added	F	102	Peaked	top of side wall	47.800	0.000	0.000	35.42	0.00	0.00	35.420	2.900	38.3	1442.5	10.0	60,773
Added	F	103	Peaked	top of side wall	47.800	0.000	0.000	35.42	0.00	0.00	35.420	2.900	38.3	1442.5	10.0	60,773
Added	F	104	Peaked	top of side wall	47.800	0.000	0.000	35.42	0.00	0.00	35.420	2.900	38.3	1442.5	10.0	60,773
Added	F	105	Peaked	top of side wall	47.800	0.000	0.000	35.42	0.00	0.00	35.420	2.900	38.3	1442.5	10.0	60,773
Added	F	106	Peaked	top of side wall	47.800	0.000	0.000	35.42	0.00	0.00	35.420	2.900	38.3	1442.5	10.0	60,773

Bin count: 21

Facility: Mayville Section: F Total: **1,366,560**

To Even: **1,367,000**

Section: H

H	001	Peaked	top of side wall at eave	42.000	0.000	0.000	33.00	0.00	0.00	33.000	2.500	35.5	1113.7	10.0	43,490
H	002	Peaked	top of side wall at eave	42.000	0.000	0.000	33.00	0.00	0.00	33.000	2.500	35.5	1113.7	10.0	43,490
H	003	Peaked	top of side wall at eave	42.000	0.000	0.000	33.00	0.00	0.00	33.000	2.500	35.5	1113.7	10.0	43,490
H	004	Peaked	top of side wall at eave	42.000	0.000	0.000	33.00	0.00	0.00	33.000	2.500	35.5	1113.7	10.0	43,490
H	005	Peaked	top of side wall at eave	42.000	0.000	0.000	33.00	0.00	0.00	33.000	2.500	35.5	1113.7	10.0	43,490
H	006	Peaked	top of side wall at eave	42.000	0.000	0.000	33.00	0.00	0.00	33.000	2.500	35.5	1113.7	10.0	43,490
H	007	Peaked	top of side wall at eave	42.000	0.000	0.000	33.00	0.00	0.00	33.000	2.500	35.5	1113.7	10.0	43,490

Bin count: 7

Facility: Mayville Section: H Total: **304,430**

To Even: **305,000**

Exam Date:07/10/2013

MAYPORT FARMERS CO-OP

Page: 8

Examiner: 2

PO Box 338
Portland, ND
County:

Status	Section	Bin Number	Bin Type	Base Point	Diameter or Bu/Ft (Irreg.) Length	Width	Side wall	Add for Hopper	Ded. for Obst.	Effective Depth	Add for Peak	Depth for Capac.	Bushels per Foot	Base Pack%	Bushel Capacity with Pack
--------	---------	------------	----------	------------	---	-------	--------------	----------------------	----------------------	--------------------	--------------------	------------------------	------------------------	---------------	------------------------------

Facility: Portland

Section: A

A	002	Square	top of slab over bins	0.000	6.000	4.000	70.00	0.00	0.00	70.000	0.000	70.0	19.3	2.00	1,378
A	003	Square	top of slab over bins	0.000	11.00	11.00	90.00	0.00	0.00	90.000	0.000	90.0	97.3	6.00	9,282
A	004	Square	top of slab over bins	0.000	7.000	6.000	70.00	0.00	0.00	70.000	0.000	70.0	33.8	2.50	2,425
A	005	Square	top of slab over bins	0.000	7.000	6.000	70.00	0.00	0.00	70.000	0.000	70.0	33.8	2.50	2,425
A	006	Square	top of slab over bins	0.000	12.20	3.500	70.00	0.00	0.00	70.000	0.000	70.0	34.3	3.00	2,473
A	008	Square	top of slab over bins	0.000	7.000	6.000	70.00	0.00	0.00	70.000	0.000	70.0	33.8	2.50	2,425
A	009	Square	top of slab over bins	0.000	7.000	6.000	70.00	0.00	0.00	70.000	0.000	70.0	33.8	2.50	2,425
A	010	Square	top of slab over bins	0.000	11.00	11.00	90.00	0.00	0.00	90.000	0.000	90.0	97.3	6.00	9,282
A	011	Square	top of slab over bins	0.000	7.500	4.000	70.00	0.00	0.00	70.000	0.000	70.0	24.1	2.50	1,729
A	012	Square	top of slab over bins	0.000	7.000	3.000	70.00	0.00	0.00	70.000	0.000	70.0	16.9	2.00	1,207
A	013	Square	floor + 12' dead space to	0.000	7.000	5.500	70.00	0.00	0.00	70.000	0.000	70.0	30.9	2.50	2,217
A	014	Square	top of slab over bins	0.000	7.000	5.500	70.00	0.00	0.00	70.000	0.000	70.0	30.9	2.50	2,217
A	017	Square	top of slab over bins	0.000	11.00	11.00	90.00	0.00	0.00	90.000	0.000	90.0	97.3	6.00	9,282
A	018	Square	top of slab over bins	0.000	7.000	6.000	70.00	0.00	0.00	70.000	0.000	70.0	33.8	2.50	2,425
A	019	Square	top of slab over bins	0.000	7.000	6.000	70.00	0.00	0.00	70.000	0.000	70.0	33.8	2.50	2,425
A	021	Square	top of slab over bins	0.000	12.20	3.500	70.00	0.00	0.00	70.000	0.000	70.0	34.3	3.00	2,473
A	022	Square	top of slab over bins	0.000	7.000	6.000	70.00	0.00	0.00	70.000	0.000	70.0	33.8	2.50	2,425
A	023	Square	top of slab over bins	0.000	11.00	11.00	90.00	0.00	0.00	90.000	0.000	90.0	97.3	6.00	9,282
A	024	Square	top of slab over bins	0.000	4.500	4.000	40.00	0.00	0.00	40.000	0.000	40.0	14.5	2.00	592
A	025 T	Square	top of slab over bins	0.000	6.000	4.000	40.00	0.00	0.00	40.000	0.000	40.0	19.3	2.00	787
A	025 B	Square	top of slab over bins - top	0.000	11.00	4.000	30.00	0.00	0.00	30.000	0.000	30.0	35.4	3.00	1,094

Exam Date:07/10/2013

MAYPORT FARMERS CO-OP

Examiner: 2

PO Box 338
Portland, ND
County:

Status	Section	Bin Number	Bin Type	Base Point	Diameter or Bu/Ft (Irreg.) Length	Width	Side wall	Add for Hopper	Ded. for Obst.	Effective Depth	Add for Peak	Depth for Capac.	Bushels per Foot	Base Pack%	Bushel Capacity with Pack
--------	---------	------------	----------	------------	---	-------	--------------	----------------------	----------------------	--------------------	--------------------	------------------------	------------------------	---------------	------------------------------

Facility: Portland

Section: A

A	026	Square	top of slab over bins	0.000	7.000	6.000	70.00	0.00	0.00	70.000	0.000	70.0	33.8	2.50	2,425
A	101	Irregular	top of slab over bins	59.000	0.000	0.000	77.00	0.00	0.00	77.000	0.000	77.0	59.0	4.80	4,761
A	102	Round	top of slab over bins	18.000	0.000	0.000	93.00	0.00	0.00	93.000	0.000	93.0	204.6	6.00	20,170
A	103	Round	top of slab over bins	18.000	0.000	0.000	93.00	0.00	0.00	93.000	0.000	93.0	204.6	6.00	20,170
A	104	Irregular	top of slab over bins	18.000	0.000	0.000	95.00	0.00	0.00	95.000	0.000	95.0	18.0	2.00	1,744
A	201	Round	top of slab over bins	17.000	0.000	0.000	93.00	0.00	0.00	93.000	0.000	93.0	182.5	5.80	17,957
A	202	Round	top of slab over bins	17.000	0.000	0.000	93.00	0.00	0.00	93.000	0.000	93.0	182.5	5.80	17,957
A	203	Round	top of slab over bins	17.000	0.000	0.000	93.00	0.00	0.00	93.000	0.000	93.0	182.5	5.80	17,957
A	204	Round	top of slab over bins	17.000	0.000	0.000	93.00	0.00	0.00	93.000	0.000	93.0	182.5	5.80	17,957
A	205	Round	top of slab over bins	17.000	0.000	0.000	93.00	0.00	0.00	93.000	0.000	93.0	182.5	5.80	17,957
A	206	Round	top of slab over bins	17.000	0.000	0.000	93.00	0.00	0.00	93.000	0.000	93.0	182.5	5.80	17,957
A	207	Irregular	top of slab over bins	49.000	0.000	0.000	92.00	0.00	0.00	92.000	0.000	92.0	49.0	4.20	4,697
A	208	Irregular	top of slab over bins	49.000	0.000	0.000	92.00	0.00	0.00	92.000	0.000	92.0	49.0	4.20	4,697
A	301	Peaked	top of sidewall at eave	42.000	0.000	0.000	33.00	0.00	0.00	33.000	2.500	35.5	1113.7	10.0	43,490
A	302	Peaked	top of sidewall at eave	42.000	0.000	0.000	33.00	0.00	0.00	33.000	2.500	35.5	1113.7	10.0	43,490
A	303	Peaked	top of sidewall at eave	42.000	0.000	0.000	33.00	0.00	0.00	33.000	2.500	35.5	1113.7	10.0	43,490
A	304	Peaked	top of sidewall at eave	42.000	0.000	0.000	33.00	0.00	0.00	33.000	2.500	35.5	1113.7	10.0	43,490
A	501	Peaked	top of sidewall	14.000	0.000	0.000	25.00	2.20	0.00	27.200	0.800	28.0	123.7	5.50	3,655
A	502	Peaked	top of sidewall	14.000	0.000	0.000	10.00	2.00	0.00	12.000	0.800	12.8	123.7	5.50	1,670
A	503	Peaked	top of sidewall	15.000	0.000	0.000	25.00	2.20	0.00	27.200	0.900	28.1	142.1	5.50	4,213
A	601	Peaked	top of sidewall	48.000	0.000	0.000	84.30	0.00	0.00	84.300	3.400	87.7	1454.6	10.0	140,325

Client ID: 1229

NDPSC Bin Capacity Chart

07/11/2013 02:42:35 PM

Exam Date:07/10/2013

MAYPORT FARMERS CO-OP

Page: 10

Examiner: 2

PO Box 338
Portland , ND
County:

Status	Section	Bin Number	Bin Type	Base Point	Diameter or Bu/Ft (Irreg.)	Length	Width	Side wall	Add for Hopper	Ded. for Obst.	Effective Depth	Add for Peak	Depth for Capac.	Bushels per Foot	Base Pack%	Bushel Capacity with Pack
--------	---------	------------	----------	------------	-------------------------------	--------	-------	--------------	----------------------	----------------------	--------------------	--------------------	------------------------	------------------------	---------------	------------------------------

Bin count: 42

Facility: Portland Section: A Total: **560,499**

To Even: **561,000**

Exam Date:07/10/2013

MAYPORT FARMERS CO-OP

Page: 11

Examiner: 2

PO Box 338
Portland , ND
County:

Status	Section	Bin Number	Bin Type	Base Point	Diameter or Bu/Ft (Irreg.)	Length	Width	Side wall	Add for Hopper	Ded. for Obst.	Effective Depth	Add for Peak	Depth for Capac.	Bushels per Foot	Base Pack%	Bushel Capacity with Pack
--------	---------	------------	----------	------------	-------------------------------	--------	-------	--------------	----------------------	----------------------	--------------------	--------------------	------------------------	------------------------	---------------	------------------------------

Facility: Portland (Bean)

Section: A-1

A-1	001	Square	top of bin at side wall	0.000	10.00	6.300	15.00	1.60	0.00	16.600	0.000	16.6	50.6	4.50	878
A-1	002	Square	top of bin at side wall	0.000	10.00	6.300	15.00	1.60	0.00	16.600	0.000	16.6	50.6	4.50	878
A-1	003	Square	top of bin at side wall	0.000	10.00	6.300	15.00	1.60	0.00	16.600	0.000	16.6	50.6	4.50	878
A-1	004	Square	top of bin at side wall	0.000	10.00	6.300	15.00	1.60	0.00	16.600	0.000	16.6	50.6	4.50	878
A-1	005	Peaked	eave at sidewall	60.000	0.000	0.000	22.40	0.00	0.00	22.400	4.200	26.6	2272.9	10.0	66,505
A-1	006	Peaked	eave at sidewall	36.000	0.000	0.000	30.80	0.00	0.00	30.800	2.200	33.0	818.2	10.0	29,701
A-1	007	Peaked	eave at sidewall	60.000	0.000	0.000	22.40	0.00	0.00	22.400	4.200	26.6	2272.9	10.0	66,505
A-1	008	Square	top of bin at side wall	0.000	8.300	6.300	15.00	1.60	0.00	16.600	0.000	16.6	42.0	3.50	721
A-1	009	Square	top of bin at side wall	0.000	8.300	8.000	15.00	1.60	0.00	16.600	0.000	16.6	53.4	4.50	926
A-1	010	Square	top of bin at side wall	0.000	8.300	6.300	15.00	1.60	0.00	16.600	0.000	16.6	42.0	3.50	721
A-1	011	Square	top of bin at side wall	0.000	8.300	6.300	15.00	1.60	0.00	16.600	0.000	16.6	42.0	3.50	721
A-1	012	Square	top of bin at side wall	0.000	8.300	8.000	15.00	1.60	0.00	16.600	0.000	16.6	53.4	4.50	926
A-1	013	Square	top of bin at side wall	0.000	8.300	6.300	15.00	1.60	0.00	16.600	0.000	16.6	42.0	3.50	721
A-1	014	Square	top of bin at side wall	0.000	8.300	6.300	15.00	1.60	0.00	16.600	0.000	16.6	42.0	3.50	721
A-1	015	Square	top of bin at side wall	0.000	8.300	8.000	15.00	1.60	0.00	16.600	0.000	16.6	53.4	4.50	926
A-1	016	Square	top of bin at side wall	0.000	8.300	6.300	15.00	1.60	0.00	16.600	0.000	16.6	42.0	3.50	721
A-1	017	Square	top of bin at side wall	0.000	8.300	6.300	15.00	1.60	0.00	16.600	0.000	16.6	42.0	3.50	721
A-1	018	Square	top of bin at side wall	0.000	8.300	8.000	15.00	1.60	0.00	16.600	0.000	16.6	53.4	4.50	926
A-1	020	Square	top of bin at side wall	0.000	8.300	6.300	15.00	1.60	0.00	16.600	0.000	16.6	42.0	3.50	721
A-1	021	Square	top of bin at access door	0.000	10.00	10.00	32.00	2.80	0.00	34.800	0.000	34.8	80.4	5.50	2,952
A-1	022	Square	top of bin at access door	0.000	10.00	10.00	32.00	2.80	0.00	34.800	0.000	34.8	80.4	5.50	2,952

NDPSC Bin Capacity Chart

Exam Date:07/10/2013

MAYPORT FARMERS CO-OP

Examiner: 2

PO Box 338
Portland, ND
County:

Status	Section	Bin Number	Bin Type	Base Point	Diameter or Bu/Ft (Irreg.)	Length	Width	Side wall	Add for Hopper	Ded. for Obst.	Effective Depth	Add for Peak	Depth for Capac.	Bushels per Foot	Base Pack%	Bushel Capacity with Pack
--------	---------	------------	----------	------------	-------------------------------	--------	-------	--------------	----------------------	----------------------	--------------------	--------------------	------------------------	------------------------	---------------	------------------------------

Facility: Portland (Bean)

Section: A-1

A-1	023	Square	top of bin at access door	0.000	10.00	10.00	32.00	2.80	0.00	34.800	0.000	34.8	80.4	5.50	2,952
A-1	024	Square	top of bin at access door	0.000	10.00	10.00	32.00	2.80	0.00	34.800	0.000	34.8	80.4	5.50	2,952
A-1	025	Flat	bag storage	0.000	149.8	59.20	5.800	0.00	0.00	5.800	0.000	5.8	7128.7	10.0	45,481
A-1	026	Flat	bag storage	0.000	75.80	50.50	6.500	0.00	0.00	6.500	0.000	6.5	3077.1	10.0	22,001
A-1	027	Square	top of bin at side wall	0.000	8.400	7.500	16.40	3.00	0.00	19.400	0.000	19.4	50.6	4.50	1,026
A-1	028	Square	top of bin at side wall	0.000	8.400	7.500	16.40	3.00	0.00	19.400	0.000	19.4	50.6	4.50	1,026
A-1	029	Peaked	eave at side wall	15.000	0.000	0.000	21.00	2.00	0.00	23.000	0.900	23.9	142.1	5.50	3,583
A-1	030	Peaked	eave at side wall	12.500	0.000	0.000	12.00	1.80	0.00	13.800	0.800	14.6	98.6	5.00	1,512
A-1	031	Peaked	eave at side wall	15.000	0.000	0.000	21.00	2.30	0.00	23.300	0.900	24.2	142.1	5.50	3,628
A-1	032	Peaked	eave at side wall	15.000	0.000	0.000	21.00	2.30	0.00	23.300	0.900	24.2	142.1	5.50	3,628
A-1	033	Peaked	eave at side wall	15.000	0.000	0.000	21.00	2.30	0.00	23.300	0.900	24.2	142.1	5.50	3,628
A-1	034	Flat	catwalk to floor 29 top of	0.000	480.0	70.20	16.50	0.00	0.00	16.500	0.000	16.5	27086.8	10.0	491,625

Bin count: 33

Facility: Portland (Bean) Section: A-1 Total: **764,641**

To Even: **765,000**

Section: E-1

E-1	401 Chrstn	Flat	grain sidewall 8.0' rafter to	0.000	128.0	58.50	7.000	0.00	0.00	7.000	0.000	7.0	6019.3	10.0	46,349
E-1	402	Flat	grain wall 6.0	0.000	103.5	48.50	7.000	0.00	0.00	7.000	0.000	7.0	4035.2	10.0	31,071

Bin count: 2

Facility: Portland (Bean) Section: E-1 Total: **77,420**

To Even: **78,000**

Exam Date:07/10/2013

MAYPORT FARMERS CO-OP

Page: 13

Examiner: 2

PO Box 338
Portland , ND
County:

Status	Section	Bin Number	Bin Type	Base Point	Diameter or Bu/Ft (Irreg).		Side wall	Add for Hopper	Ded. for Obst.	Effective Depth	Add for Peak	Depth for Capac.	Bushels per Foot	Base Pack%	Bushel Capacity with Pack
					Length	Width									

Facility: Portland (Rural)

Section: I

I		001	Square	floor over bins	0.000	5.400	4.500	31.00	0.00	0.00	31.000	0.000	31.0	19.5	2.00	617
I		002	Square	floor over bins	0.000	5.400	4.500	31.00	0.00	0.00	31.000	0.000	31.0	19.5	2.00	617
I		003	Square	floor over bins	0.000	8.500	6.100	37.00	0.00	0.00	37.000	0.000	37.0	41.7	3.50	1,597
I		004 T	Square	floor over bins	0.000	8.500	6.100	37.00	0.00	0.00	37.000	0.000	37.0	41.7	3.50	1,597
I		004 B	Square	floor over bins- top 37'	0.000	12.50	8.500	13.00	0.00	0.00	13.000	0.000	13.0	85.4	5.80	1,174
I		005	Square	floor over bins-	0.000	12.50	8.500	50.00	0.00	0.00	50.000	0.000	50.0	85.4	5.80	4,518
I		008	Square	floor over bins-	0.000	12.50	8.500	50.00	0.00	0.00	50.000	0.000	50.0	85.4	5.80	4,518
I		010	Square	floor over bins-	0.000	12.50	8.500	50.00	0.00	0.00	50.000	0.000	50.0	85.4	5.80	4,518
I		011	Square	floor over bins-	0.000	8.500	5.400	30.00	0.00	0.00	30.000	0.000	30.0	36.9	3.00	1,140
I		012	Square	floor over bins-	0.000	8.500	5.400	37.00	0.00	0.00	37.000	0.000	37.0	36.9	3.00	1,406
I		014	Square	floor over bins-	0.000	8.500	5.400	37.00	0.00	0.00	37.000	0.000	37.0	36.9	3.00	1,406
I		015	Square	floor over bins-	0.000	12.50	8.500	50.00	0.00	0.00	50.000	0.000	50.0	85.4	5.80	4,518
I		016	Square	floor over bins-	0.000	8.500	5.400	30.00	0.00	0.00	30.000	0.000	30.0	36.9	3.00	1,140
I		017	Square	floor over bins-	0.000	12.50	8.500	31.00	0.00	0.00	31.000	0.000	31.0	85.4	5.80	2,801
I		020	Square	floor over bins-	0.000	12.50	8.500	31.00	0.00	0.00	31.000	0.000	31.0	85.4	5.80	2,801
I		021 T	Square	floor over bins-	0.000	8.500	6.100	37.00	0.00	0.00	37.000	0.000	37.0	41.7	3.50	1,597
I		021 B	Square	floor over bins-top 37'	0.000	12.50	8.500	13.00	0.00	0.00	13.000	0.000	13.0	85.4	5.80	1,174
I		022	Square	floor over bins	0.000	8.500	6.100	37.00	0.00	0.00	37.000	0.000	37.0	41.7	3.50	1,597
I		023	Square	floor over bins	0.000	7.000	5.400	39.00	0.00	0.00	39.000	0.000	39.0	30.4	2.50	1,216
I		024	Square	floor over bins	0.000	7.000	5.400	39.00	0.00	0.00	39.000	0.000	39.0	30.4	2.50	1,216
I		101 T	Square	floor over bins	0.000	12.00	11.20	32.50	0.00	0.00	32.500	0.000	32.5	108.0	6.20	3,728

Exam Date:07/10/2013

MAYPORT FARMERS CO-OP

Page: 14

Examiner: 2

PO Box 338
Portland , ND
County:

Status	Section	Bin Number	Bin Type	Base Point	Diameter or Bu/Ft (Irreg.)	Length	Width	Side wall	Add for Hopper	Ded. for Obst.	Effective Depth	Add for Peak	Depth for Capac.	Bushels per Foot	Base Pack%	Bushel Capacity with Pack
--------	---------	------------	----------	------------	-------------------------------	--------	-------	--------------	----------------------	----------------------	--------------------	--------------------	------------------------	------------------------	---------------	------------------------------

Facility: Portland (Rural)

Section: I

I	101 B	Square	floor over bins- top 32.5'	0.000	16.00	11.20	11.50	0.00	0.00	11.500	0.000	11.5	144.1	6.80	1,770
I	102 T	Square	floor over bins-	0.000	12.00	11.50	32.50	0.00	0.00	32.500	0.000	32.5	110.9	6.20	3,827
I	102 B	Square	floor over bins- top 32.5'	0.000	16.00	11.50	11.50	0.00	0.00	11.500	0.000	11.5	147.9	6.80	1,817
I	103 T	Square	floor over bins-	0.000	12.00	11.20	32.50	0.00	0.00	32.500	0.000	32.5	108.0	6.20	3,728
I	103 B	Square	floor over bins- top 32.5'	0.000	16.00	11.20	11.50	0.00	0.00	11.500	0.000	11.5	144.1	6.80	1,770
I	105	Square	\bin floor	0.000	11.20	10.00	32.00	0.00	0.00	32.000	0.000	32.0	90.0	5.80	3,047
I	106 T	Square	floor over bins-	0.000	12.00	11.20	32.50	0.00	0.00	32.500	0.000	32.5	108.0	6.20	3,728
I	106 B	Square	floor over bins- top 32.5'	0.000	14.00	11.20	11.50	0.00	0.00	11.500	0.000	11.5	126.0	6.50	1,543
I	107 T	Square	floor over bins-	0.000	12.00	11.50	32.50	0.00	0.00	32.500	0.000	32.5	110.9	6.20	3,827
I	107 B	Square	floor over bins-top 32.5'	0.000	14.00	11.50	11.50	0.00	0.00	11.500	0.000	11.5	129.4	6.50	1,585
I	108 T	Square	floor over bins-	0.000	12.00	11.20	32.50	0.00	0.00	32.500	0.000	32.5	108.0	6.20	3,728
I	108 B	Square	floor over bins- top 32.5'	0.000	14.00	11.20	11.50	0.00	0.00	11.500	0.000	11.5	126.0	6.50	1,543
I	109	Square	floor over bins-	0.000	11.20	10.00	32.00	0.00	0.00	32.000	0.000	32.0	90.0	5.80	3,047
I	110	Square	floor over bins-	0.000	11.50	10.00	32.00	0.00	0.00	32.000	0.000	32.0	92.4	5.80	3,129
I	201 T	Square	floor over bins-	0.000	12.30	11.30	43.00	0.00	0.00	43.000	0.000	43.0	111.7	6.20	5,101
I	201 B	Square	floor over bins- top 43'	0.000	16.30	11.30	5.000	0.00	0.00	5.000	0.000	5.0	148.1	6.80	791
I	202 T	Square	floor over bins-	0.000	12.30	11.50	43.00	0.00	0.00	43.000	0.000	43.0	113.7	6.20	5,192
I	202 B	Square	floor over bins- top 43'	0.000	16.30	11.50	5.000	0.00	0.00	5.000	0.000	5.0	150.7	6.80	805
I	203 T	Square	floor over bins-	0.000	12.30	11.30	43.00	0.00	0.00	43.000	0.000	43.0	111.7	6.20	5,101
I	203 B	Square	floor over bins- top 43'	0.000	16.30	11.30	5.000	0.00	0.00	5.000	0.000	5.0	148.1	6.80	791
I	204	Square	floor over bins-	0.000	11.30	10.00	42.00	0.00	0.00	42.000	0.000	42.0	90.8	5.80	4,035

NDPSC Bin Capacity Chart

Exam Date:07/10/2013

MAYPORT FARMERS CO-OP

Examiner: 2

PO Box 338
Portland, ND
County:

Status	Section	Bin Number	Bin Type	Base Point	Diameter or Bu/Ft (Irreg).	Length	Width	Side wall	Add for Hopper	Ded. for Obst.	Effective Depth	Add for Peak	Depth for Capac.	Bushels per Foot	Base Pack%	Bushel Capacity with Pack
--------	---------	------------	----------	------------	-------------------------------	--------	-------	--------------	----------------------	----------------------	--------------------	--------------------	------------------------	------------------------	---------------	------------------------------

Facility: Portland (Rural)

Section: I

I	205 T	Square	floor over bins-		0.000	12.30	11.30	43.00	0.00	0.00	43.000	0.000	43.0	111.7	6.20	5,101
I	205 B	Square	floor over bin- top 43'		0.000	14.30	11.30	5.000	0.00	0.00	5.000	0.000	5.0	129.9	6.50	692
I	206 T	Square	floor over bins		0.000	12.30	11.50	43.00	0.00	0.00	43.000	0.000	43.0	113.7	6.20	5,192
I	206 B	Square	floor over bins - top 43'		0.000	14.30	11.50	5.000	0.00	0.00	5.000	0.000	5.0	132.2	6.50	704
I	207	Square	floor over bins -		0.000	11.50	10.00	42.00	0.00	0.00	42.000	0.000	42.0	92.4	5.80	4,106
I	208 T	Square	floor over bins -		0.000	12.30	11.30	43.00	0.00	0.00	43.000	0.000	43.0	111.7	6.20	5,101
I	208 B	Square	floor over bins - top 43'		0.000	14.30	11.30	5.000	0.00	0.00	5.000	0.000	5.0	129.9	6.50	692
I	209	Square	floor over bins -		0.000	11.30	10.00	42.00	0.00	0.00	42.000	0.000	42.0	90.8	5.80	4,035
I	301	Peaked	top of sidewall at eave		27.000	0.000	0.000	24.00	0.00	0.00	24.000	1.600	25.6	460.3	8.50	12,786
I	302	Peaked	top of sidewall at eave		27.000	0.000	0.000	24.00	0.00	0.00	24.000	1.600	25.6	460.3	8.50	12,786
I	303	Peaked	top of sidewall at eave		27.000	0.000	0.000	24.00	0.00	0.00	24.000	1.600	25.6	460.3	8.50	12,786
I	304	Peaked	top of sidewall at eave		27.000	0.000	0.000	24.00	0.00	0.00	24.000	1.600	25.6	460.3	8.50	12,786

Bin count: 54

Facility: Portland (Rural) Section: I Total: **181,568**

To Even: **182,000**

Section: J

J	001	Peaked	top of sidewall at eave		41.800	0.000	0.000	25.70	0.00	0.00	25.700	2.500	28.2	1103.1	10.0	34,218
J	002	Peaked	top of sidewall at eave		41.800	0.000	0.000	25.70	0.00	0.00	25.700	2.500	28.2	1103.1	10.0	34,218
J	003	Peaked	top of sidewall at eave		41.800	0.000	0.000	25.70	0.00	0.00	25.700	2.500	28.2	1103.1	10.0	34,218
J	004	Peaked	top of sidewall at eave		41.800	0.000	0.000	25.70	0.00	0.00	25.700	2.500	28.2	1103.1	10.0	34,218

Client ID: 1229

NDPSC Bin Capacity Chart

07/11/2013 02:42:35 PM

Exam Date: 07/10/2013

MAYPORT FARMERS CO-OP

Page: 16

Examiner: 2

PO Box 338
Portland, ND
County:

Status	Section	Bin Number	Bin Type	Base Point	Diameter or Bu/Ft (Irreg.)	Length	Width	Side wall	Add for Hopper	Ded. for Obst.	Effective Depth	Add for Peak	Depth for Capac.	Bushels per Foot	Base Pack%	Bushel Capacity with Pack
--------	---------	------------	----------	------------	-------------------------------	--------	-------	--------------	----------------------	----------------------	--------------------	--------------------	------------------------	------------------------	---------------	------------------------------

Facility: Portland (Rural)

Section: J

J	005	Peaked	top of sidewall at eave	41.800	0.000	0.000	25.70	0.00	0.00	25.700	2.500	28.2	1103.1	10.0	34,218
J	006	Peaked	top of sidewall at eave	41.800	0.000	0.000	25.70	0.00	0.00	25.700	2.500	28.2	1103.1	10.0	34,218
J	007	Peaked	top of sidewall at eave	41.800	0.000	0.000	24.00	0.00	0.00	24.000	2.500	26.5	1103.1	10.0	32,155
J	008	Peaked	top of sidewall at eave	41.800	0.000	0.000	24.00	0.00	0.00	24.000	2.500	26.5	1103.1	10.0	32,155

Bin count: 8

Facility: Portland (Rural) Section: J Total: **269,618**

To Even: **270,000**

Overall Licensed Bin Capacity for:

MAYPORT FARMERS CO-OP

Bin count: 274

Licensed Capacity:
(includes pack)

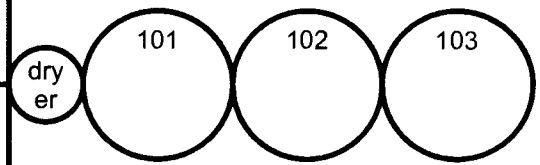
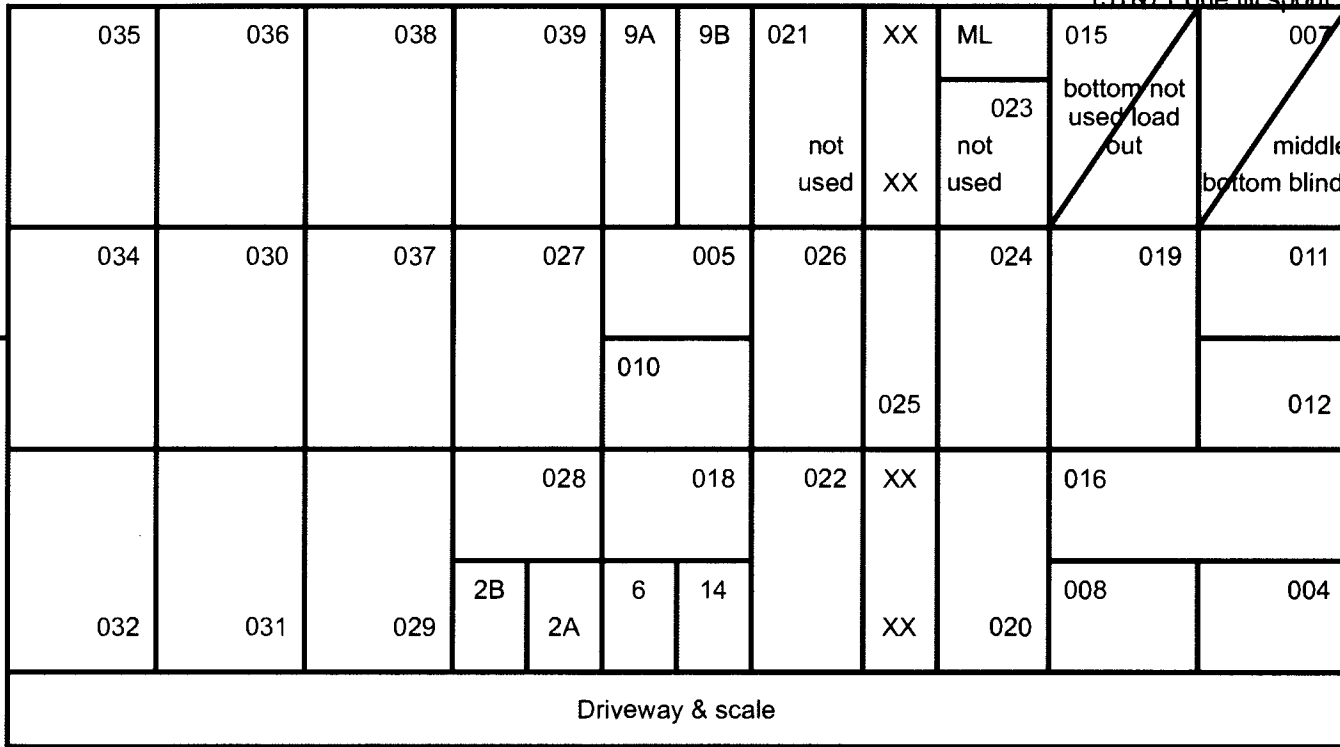
4,456,267 Bu.

Licensed Capacity (to even):
(includes pack and section totals are rounded up to next highest 1000)

4,460,000 Bu.

BNSF RAIL

15T&7T one fill spout

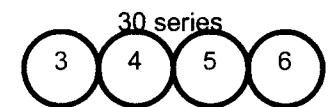
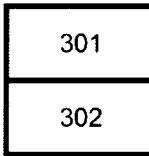


zero points -- elevators - floor over bins
tanks -- eaves

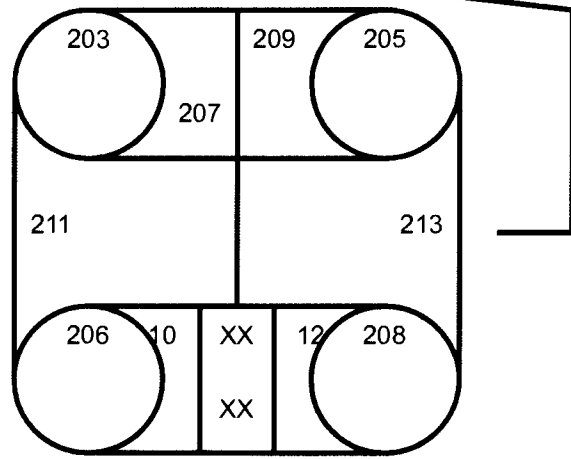
bin #7 bottom is blind
bin 21 & 23 excluded

Driveway & scale

Office



SECTION E



MAYPORT FARMERS CO-OP
MAYVILLE STATION
SECTION E

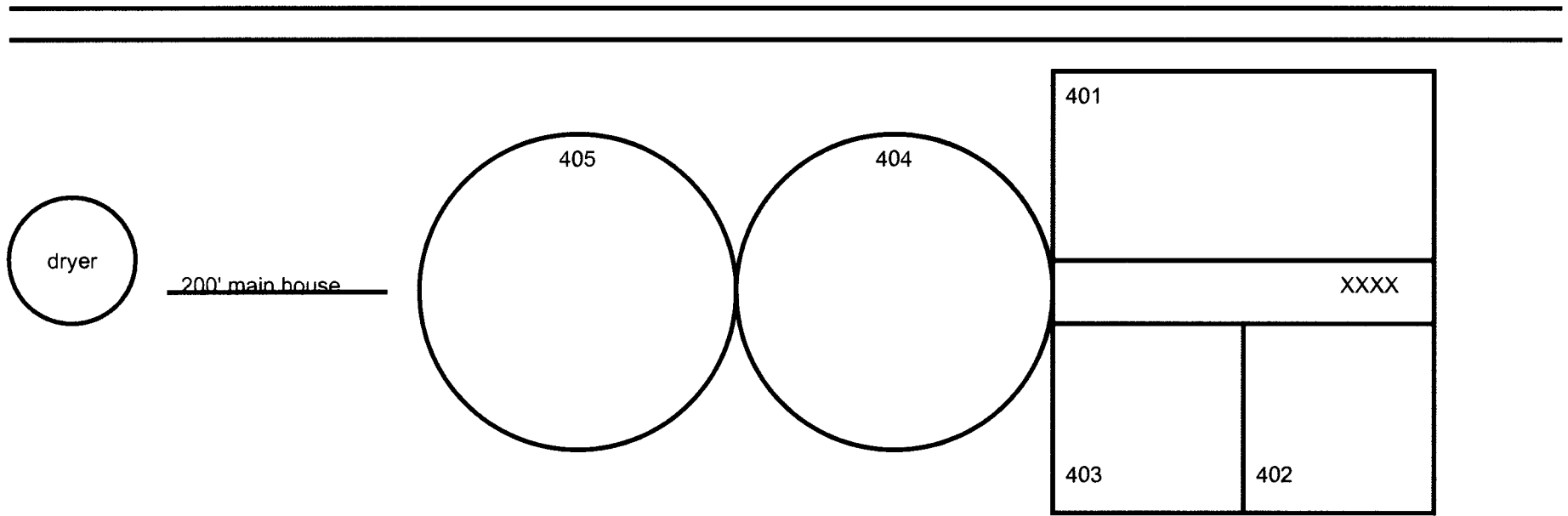
MAYPORT FARMERS CO-OP

Mayville Station

Section E

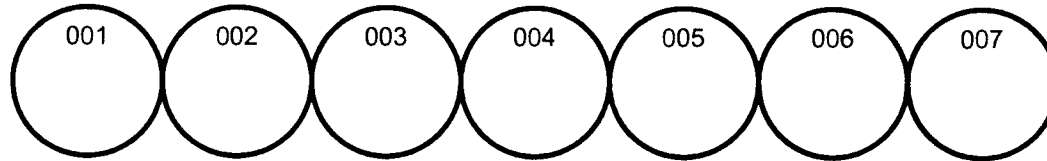
Concrete silo site

page 2



MAYPORT FARMERS CO-OP
MAYVILLE STATION
SECTION H

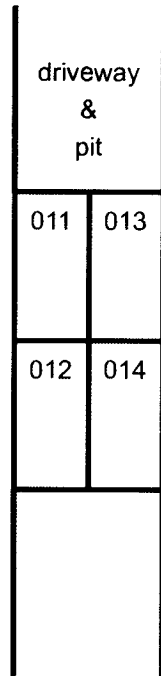
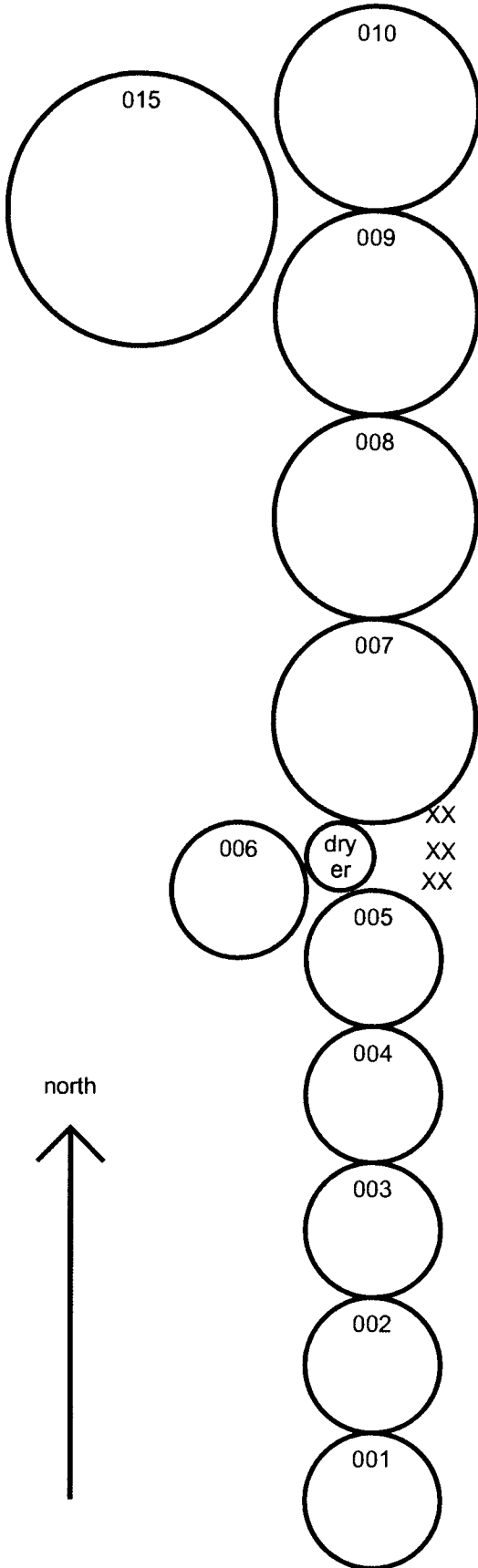
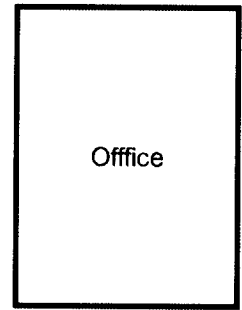
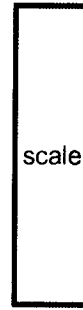
SECTION H
located east side of Mayville -- north side of hwy 200



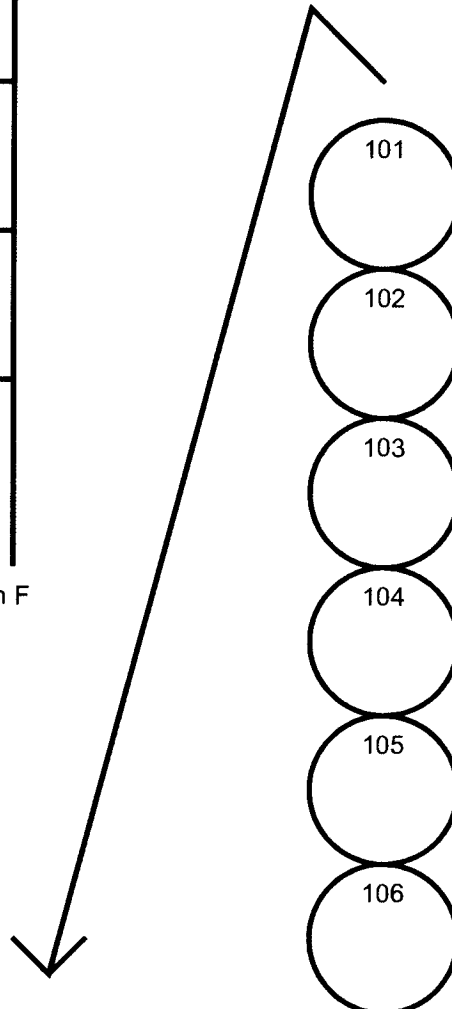
MAYPORT FARMERS CO-OP

SECTION F
MAYVILLE N.D.
East end of city
on hwy 200

Section F



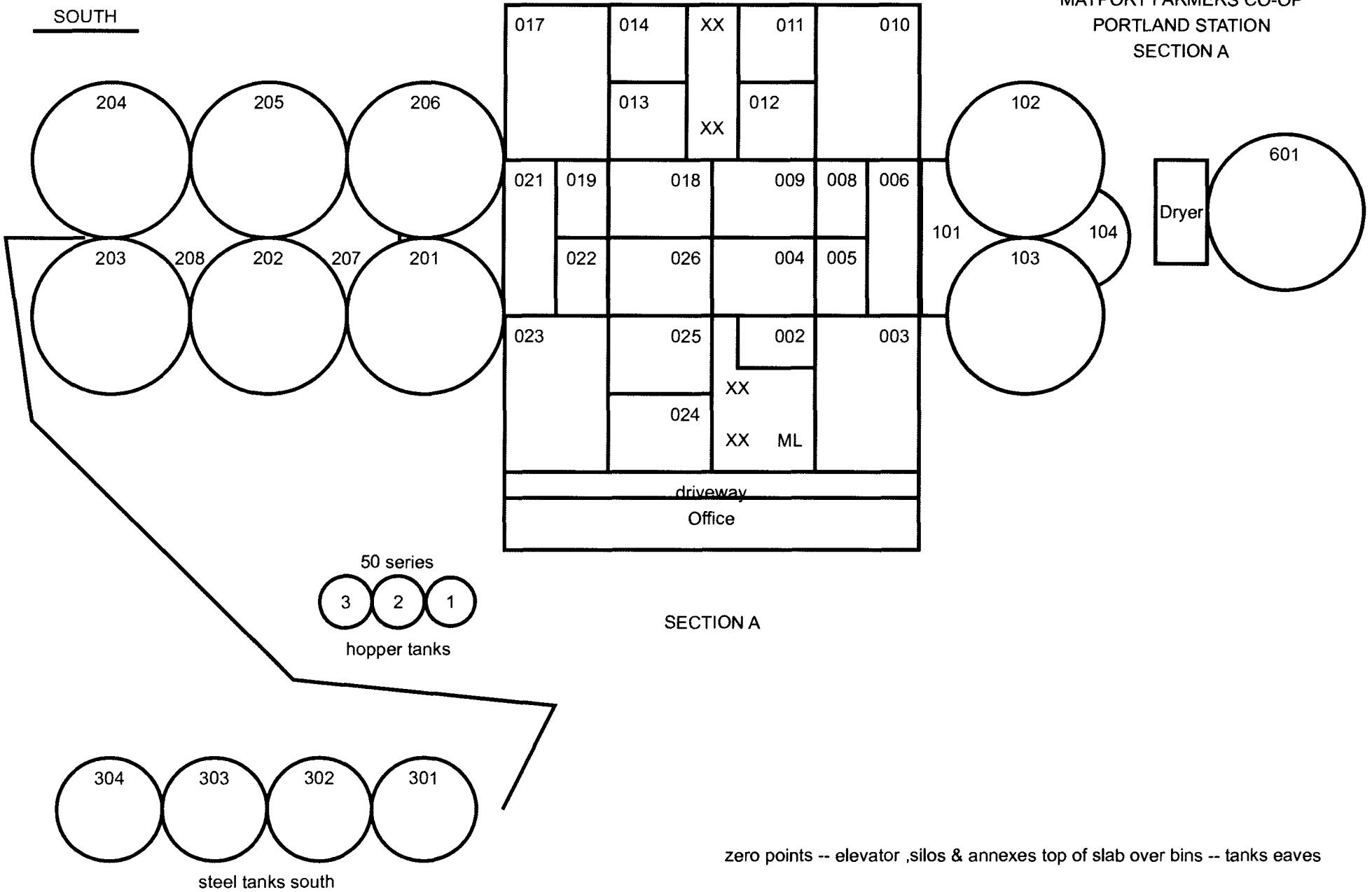
Section F



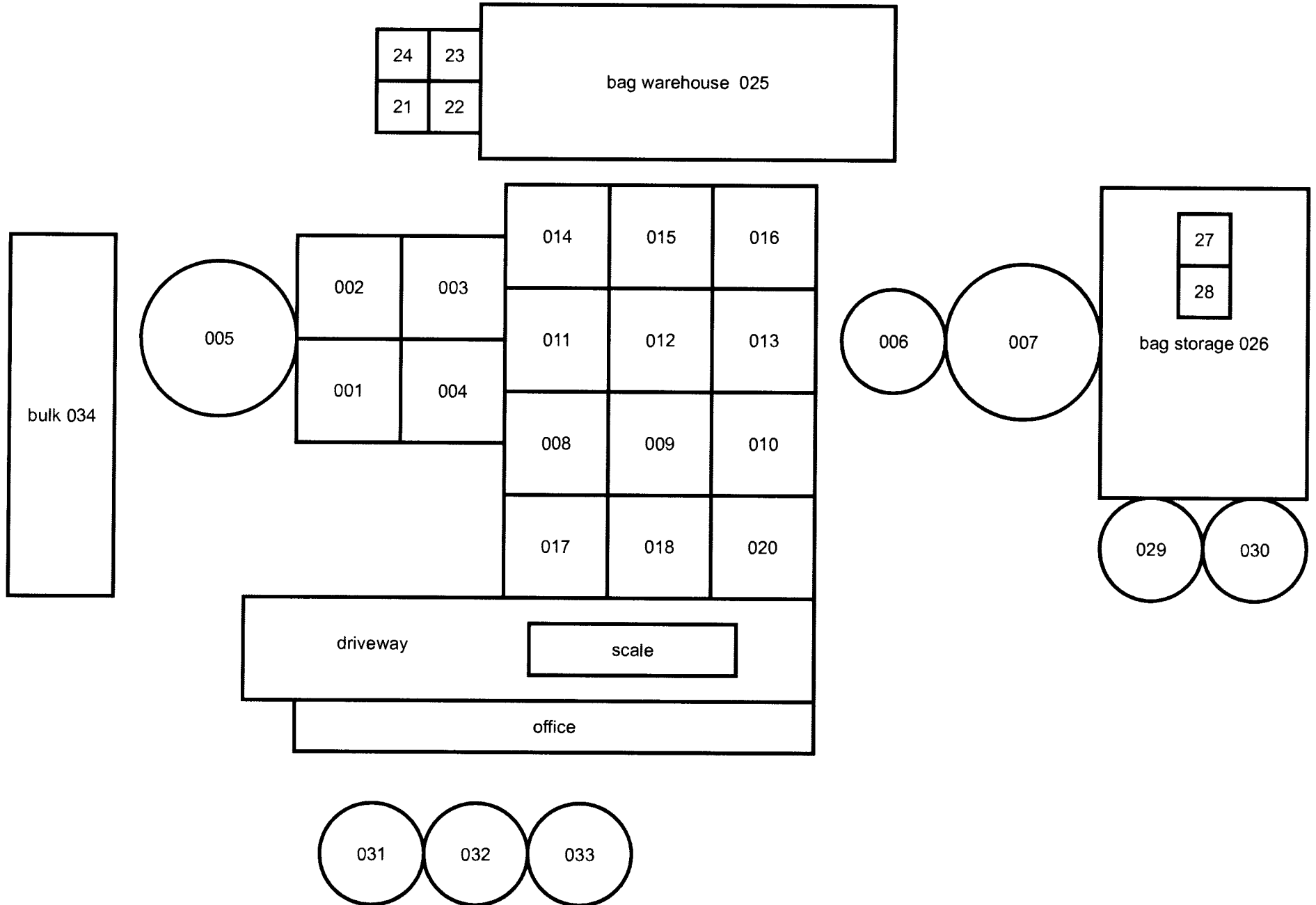
BNSF RAIL

SOUTH

MAYPORT FARMERS CO-OP
PORTLAND STATION
SECTION A



May-Port Farmers Bean Co-op
Main Plant -- Section A



MAYPORT FARMERS BEAN CO-OP
SECTION A # 034
large butler warehouse

Side wall gerts distance top of to floor

1st gert 3.3'
2nd gert 5.0'
3rd gert 6.9'
4th gert 8.8'
5th gert 11.3'
6th gert 14.0'

7th gert & side wall ht. 19.7'

total length 420.0' ??(double check this)


inside width 70.2'

foundation ht. 2.0'

bottom overhead conveyor catwalk to floor 29.0'

main rafter & side wall beams 20.0' on center

intermediate side wall beam to main 10.0' on center



MAYPORT FARMERS BEAN CO-OP

SECTION E 401

Christenson farm site warehouses
located west of Brustad cemetery

Middle warehouse #401

inside length 128.0'

inside width 58.5'


grain wall ht. 8.0'

east door grain wall ht. 6.5'

bottom overhead rafter to floor 18.0'

sidewall beams & rafters 10.0' on center

capacity with 7.0' of grain depth = 46,400 bu



MAYPORT FARMERS BEAN CO-OP

SECTION E 402

Christenson farm site warehouses

located west of Brustad cemetery

north warehouse # 402

inside length 103.5'

inside width 48.5'


grain wall ht. 6.0'

east door grain wall ht. 5.0'

bottom of rafter to floor 16.0'

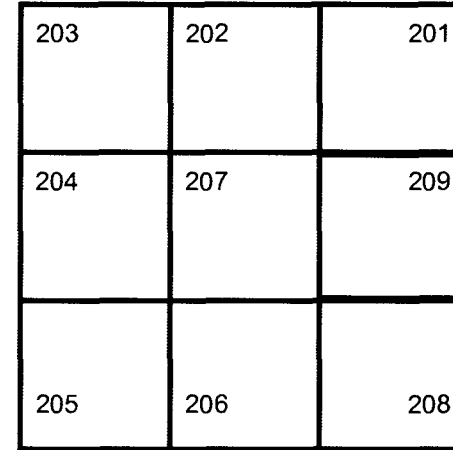
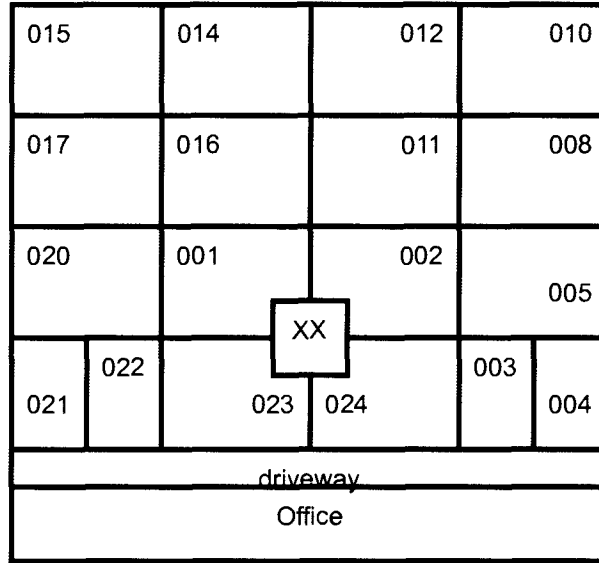

side wall beams 8.0' on center

capacity with 7.0' grain depth = 31,000 bu.

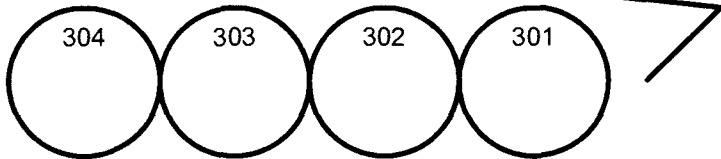


MAYPORT FARMERS CO-OP
 PORTLAND JUNCTION STATION
 SECTION I

BNSF RAIL



SECTION I



zero points --- elevator & annexes - floor over bins --- tanks - eaves

SECTION J

(bins 7 & 8 to bean plant)

(located 900' SW of Section I)

