

Client ID: 615

### NDPSC Bin Capacity Chart

07/16/2012 10:08:49 AM

Exam Date:10/22/2008

Larimore Bean Company  
PO Box 607  
Larimore , ND  
County:

Page: 1

Examiner: 2

Status	Section	Bin Number	Bin Type	Base Point	Diameter or Bu/Ft (Irreg.) Length	Width	Side wall	Add for Hopper	Ded. for Obst.	Effective Depth	Add for Peak	Depth for Capac.	Bushels per Foot	Base Pack%	Bushel Capacity with Pack
--------	---------	------------	----------	------------	---	-------	--------------	----------------------	----------------------	--------------------	--------------------	------------------------	------------------------	---------------	------------------------------

## Facility: Sharon

*Cummings Ag*

### Section: A-C

Added	A-C	001	Square	eave at side wall-Cummings	41.900	7.000	7.000	25.00	1.80	0.00	26.800	0.000	26.8	39.4	3.00	1,088
Added	A-C	002	Square	eave at side wall-Cummings	41.900	7.000	7.000	25.00	1.80	0.00	26.800	0.000	26.8	39.4	3.00	1,088
Added	A-C	003	Square	eave at side wall-Cummings	41.900	7.000	7.000	25.00	1.80	0.00	26.800	0.000	26.8	39.4	3.00	1,088
Added	A-C	004	Square	eave at side wall-Cummings	41.900	7.000	7.000	25.00	1.80	0.00	26.800	0.000	26.8	39.4	3.00	1,088
Added	A-C	005	Flat	eave at side wall-Cummings	0.000	60.00	56.00	7.500	0.00	0.00	7.500	0.000	7.5	2701.0	10.0	22,284
Added	A-C	006	Flat	eave at side wall-Cummings	0.000	60.00	36.00	7.500	0.00	0.00	7.500	0.000	7.5	1736.3	10.0	14,324
Added	A-C	101	Peaked	eave at side wall-Cummings	15.000	60.00	36.00	15.00	2.00	0.00	17.000	0.900	17.9	142.1	5.50	2,684
Added	A-C	102	Peaked	eave at side wall-Cummings	15.000	60.00	36.00	15.00	2.00	0.00	17.000	0.900	17.9	142.1	5.50	2,684
	A-C	201	Peaked	eave at side wall-Cummings	26.500	0.000	0.000	20.00	0.00	0.00	20.000	1.600	21.6	443.4	8.20	10,362
	A-C	202	Peaked	eave at side wall-Cummings	26.500	0.000	0.000	20.00	0.00	0.00	20.000	1.600	21.6	443.4	8.20	10,362
	A-C	203	Peaked	eave at side wall-Cummings	26.500	0.000	0.000	20.00	0.00	0.00	20.000	1.600	21.6	443.4	8.20	10,362
	A-C	204	Peaked	eave at side wall-Cummings	26.500	0.000	0.000	19.80	0.00	0.00	19.800	1.600	21.4	443.4	8.20	10,267
Added	A-C	205	Peaked	eave at side wall-Cummings	27.000	0.000	0.000	17.00	0.00	0.00	17.000	1.600	18.6	460.3	8.50	9,290
Added	A-C	206	Peaked	eave at side wall-Cummings	27.000	0.000	0.000	17.00	0.00	0.00	17.000	1.600	18.6	460.3	8.50	9,290
Added	A-C	207	Peaked	eave at side wall-Cummings	15.000	0.000	0.000	15.00	2.30	0.00	17.300	0.900	18.2	142.1	5.50	2,728
Added	A-C	208	Peaked	eave at side wall-Cummings	12.500	0.000	0.000	15.00	3.30	0.00	18.300	0.800	19.1	98.6	5.00	1,977
Added	A-C	209	Peaked	eave at side wall-Cummings	24.000	0.000	0.000	19.50	2.70	0.00	22.200	1.400	23.6	363.7	7.80	9,252
	A-C	210	Peaked	eave at side wall-Cummings	41.900	0.000	0.000	24.25	0.00	0.00	24.250	2.500	26.8	1108.4	10.0	32,676
	A-C	211	Peaked	eave at side wall-Cummings	41.900	0.000	0.000	24.25	0.00	0.00	24.250	2.500	26.8	1108.4	10.0	32,676

Bin count: 19

Facility: Sharon Section: A-C Total: 185,570

To Even: 186,000

Exam Date:10/22/2008

Larimore Bean Company  
 PO Box 607  
 Larimore , ND  
 County:

Page: 2

Examiner: 2

Status	Section	Bin Number	Bin Type	Base Point	Diameter or Bu/Ft (Irreg).		Side wall	Add for Hopper	Ded. for Obst.	Effective Depth	Add for Peak	Depth for Capac.	Bushels per Foot	Base Pack%	Bushel Capacity with Pack
					Length	Width									

**Facility: Sharon**

*Cummings Ag*

**Section: B-C**

Added	B-C	001	Peaked	eave at side wall-Cummings	36.000	0.000	0.000	24.50	0.00	0.00	24.500	2.200	26.7	818.2	10.0	24,031
Added	B-C	002	Peaked	eave at side wall-Cummings	36.000	0.000	0.000	24.50	0.00	0.00	24.500	2.200	26.7	818.2	10.0	24,031
Added	B-C	003	Peaked	eave at side wall-Cummings	36.000	0.000	0.000	24.50	0.00	0.00	24.500	2.200	26.7	818.2	10.0	24,031
Added	B-C	004	Peaked	eave at side wall-Cummings	36.000	0.000	0.000	24.50	0.00	0.00	24.500	2.200	26.7	818.2	10.0	24,031
Added	B-C	005	Peaked	eave at side wall-Cummings	41.900	0.000	0.000	24.25	0.00	0.00	24.250	2.500	26.8	1108.4	10.0	32,676
Added	B-C	006	Peaked	eave at side wall-Cummings	41.900	0.000	0.000	24.25	0.00	0.00	24.250	2.500	26.8	1108.4	10.0	32,676
Added	B-C	301	Peaked	eave at side wall-Cummings	15.000	0.000	0.000	17.50	2.00	0.00	19.500	0.900	20.4	142.1	5.50	3,058
Added	B-C	302	Peaked	eave at side wall-Cummings	15.000	0.000	0.000	17.50	2.00	0.00	19.500	0.900	20.4	142.1	5.50	3,058

Bin count: 8

Facility: Sharon Section: B-C Total: 167,592

To Even: 168,000

**Overall Licensed Bin Capacity for:**

Larimore Bean Company

Bin count: 27

**Licensed Capacity:**

(includes pack)

848,974 Bu.

**Licensed Capacity (to even):**

(includes pack and section totals are rounded up to next highest 1000)

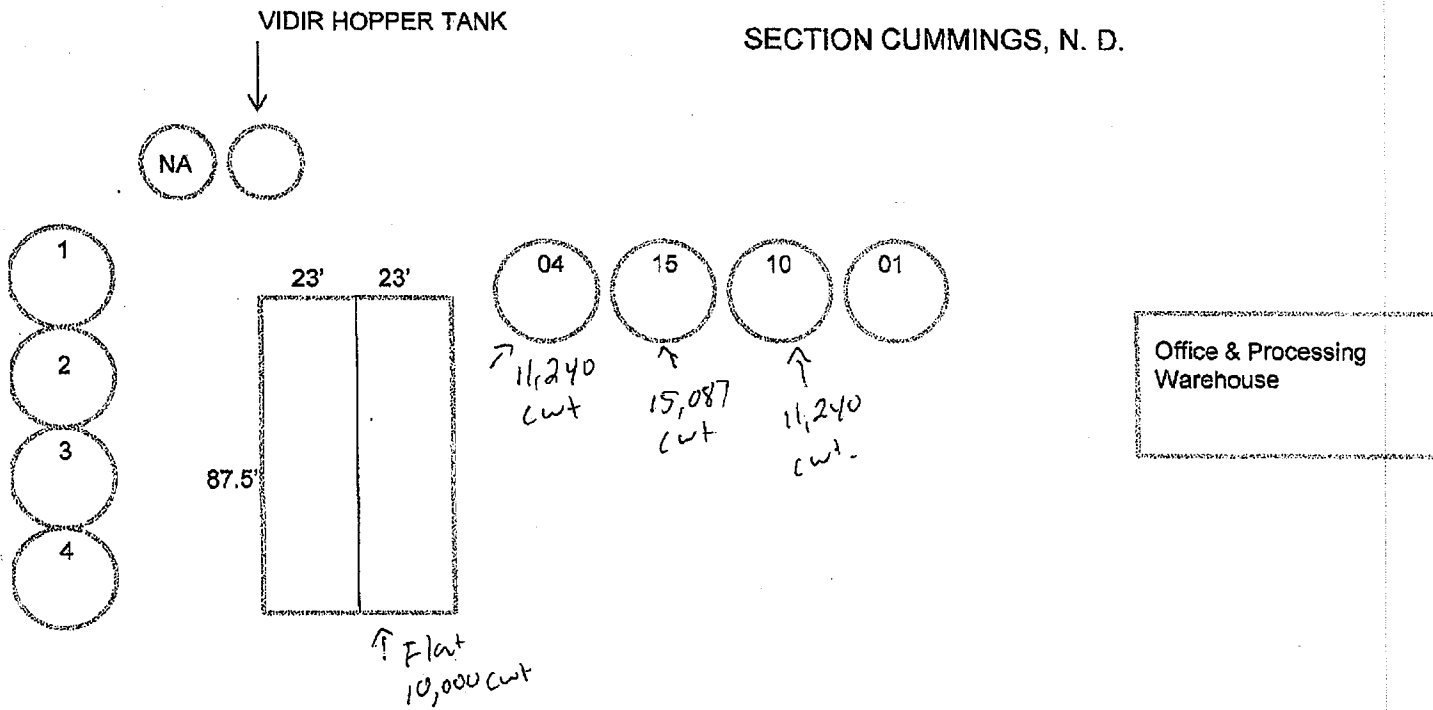
851,000 Bu.

**Minnesota Department of Agriculture  
Plant Protection Division/Grain Licensing Program**

**Warehouse Diagram**



Warehouse Name/Location	County	Code/Firm	Bin Site
St. Hilaire Seed Co., Inc.	Pennington	1-9342	Cummings N. D. Location



PAGE 6



OCTOBER 22, 2008

CUMMINGS AG INC.

CUMMINGS N.D.

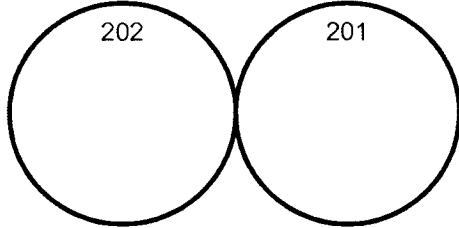
Mailing address

Cummings Ag Inc.

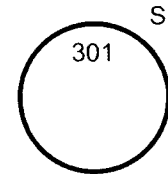
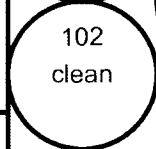
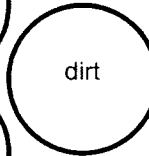
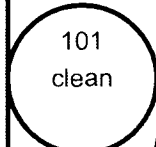
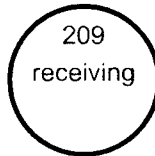
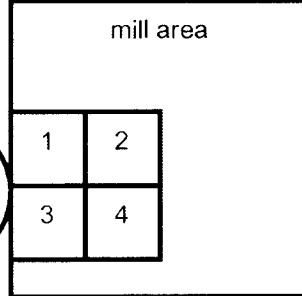
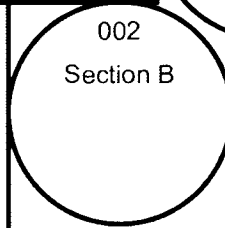
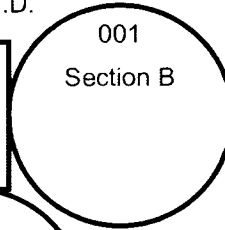
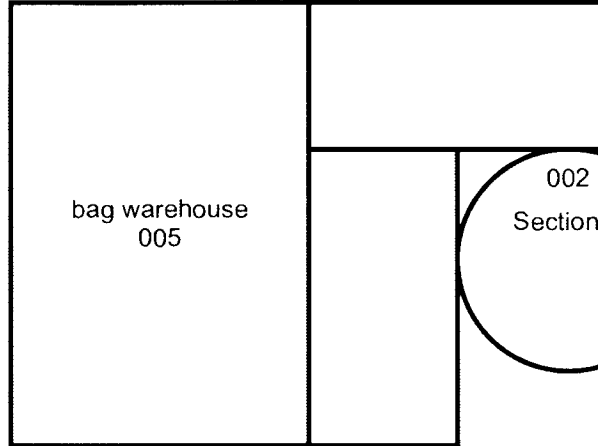
P.O. Box 152

Buxton N.D. 58218

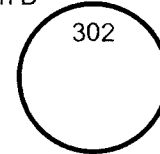
SECTION A



SECTION A

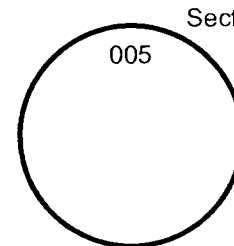
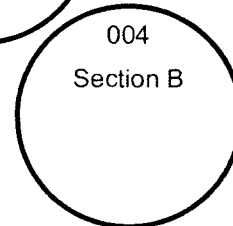
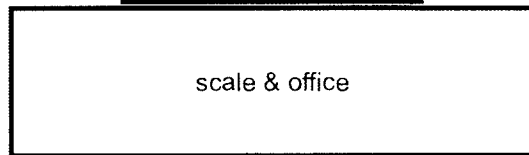
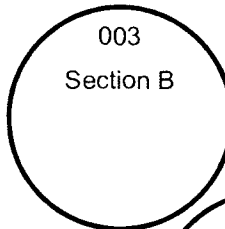
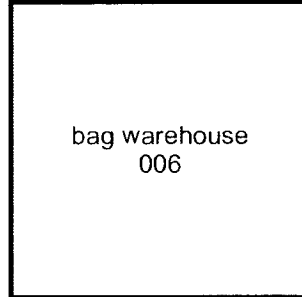


Section B



floating  
hoppers

SECTION A



Section B

