


Todd Thompson - NCC

From: Todd Thompson - NCC [toddt@nccray.com]
Sent: Friday, June 20, 2014 10:29 AM
To: 'ndpsc@nd.gov'
Subject: ND NCC PSC Filings
Attachments: 2014 CAF ICC Data Collection - ARC Data - NCC.PDF; 2014 CAF ICC Data Collection - NCC.PDF; 2014 CAF ICC Data Collection - Test Period Lines - NCC.PDF; 381625 NW Communications 05122014.pdf; 20140618 Agent HC RF Certification Form.pdf; 20140618 Carrier HC RF Certification Form (With Rates Less Than).pdf; 20140618 Rate Floor Summary Data.pdf



Mr. Nitschke,

According to Sections 54.304(d)(1) and 51.917(d)(vii) of the FCC rules, we are to file documents (certifications and data supporting the CAF, ICC, and ARC filings) with our state commission. Please find attached the certification documents related to Northwest Communication Cooperative's 2014 CAF ICC Data Collection requirements.

In addition, you will find three files related to Rate Floor Data Collection and the required certifications. I will follow-up with hard copies of the documents. Please let me know if you have any questions.

Thank you,

Todd

Todd Thompson

Chief Financial Officer





Northwest Communications Cooperative


111 Railroad Avenue

Post Office Box 38

Ray, North Dakota 58849

 **Email:** toddt@nccray.com

 **Direct:** (701) 568-3331 Ext. 101

 **Mobile:** (701) 648-9310



2014 CAF ICC Data Collection Update

[NECA Home](#) [NECA Data Collections](#) [Contact Us](#) [General Instructions](#) [Logout](#)

Logged in User: Ryan Denzel



[Home](#) [Select Company](#) [Electronic Certifications](#) ▶ [Main Page](#) [Study Area Data Input Menu](#) ▶ [CAF & ARC Output](#) ▶

Study Area: NORTHWEST COMM COOP (ID: 381625)

[Access Recovery Charges](#)

Recalculate ARC Rates & CAF Support revenues

Test Period 2014-2015 Pre-True-up View Test Period 2014-15 Post-True-Up (Filing) View

Test Period 2014-2015 Post True-Up (Filing) View

Study Area ID	Exchange/Zone Name	Residential Lines excluding Lifelines	Residential ARC	Residential ARC Revenue	SLB ARC	SLB ARC Revenue	MLB ARC	MLB ARC Revenue	Total ARC Revenue
381625	ALAMO	91	1.50	1638.00					
381625	BOWBELLS	234	1.50	4212.00					
381625	COLUMBUS	137	1.50	2466.00					
381625	CROSBY	581	1.46	10179.12					
381625	EPPING	222	0.00	0.00					
381625	FLAXTON	55	1.50	990.00					
381625	GRENORA	221	1.50	3978.00					
381625	LIGNITE	126	1.50	2268.00					
381625	MARMON	110	0.00	0.00					
381625	MCGREGOR	70	1.50	1260.00					
381625	NOONAN	129	1.50	2322.00					
381625	POWERS LAKE	317	1.50	5706.00					
381625	RAY	427	1.50	7686.00					
381625	ROUND PRAIRIE	151	0.00	0.00					
381625	TIOGA	789	1.50	14202.00					
381625	WILDROSE	142	1.50	2556.00					
381625	Study Area Summary	3802		59463.12	1.50	7020.00	3.00	83952.00	150435.12



© 2014 NECA
Terms of Use | Privacy Policy



2014 CAF ICC Data Collection Update

[NECA Home](#) [NECA Data Collections](#) [Contact Us](#) [General Instructions](#) [Logout](#)

Logged in User: Ryan Denzel



[Home](#) [Select Company](#) [Electronic Certifications](#) ▶ [Main Page](#) [Study Area Data Input Menu](#) ▶ [CAF & ARC Output](#) ▶

Study Area: NORTHWEST COMM COOP (ID: 381625)

Study Area USAC Reports

[[View Printer-friendly report](#)]

2014 USAC Data Report ▼

CONNECT AMERICA FUND

Data to be Provided to USAC/FCC in June 2014 for CAF ICC Purposes

Current Settlement Type: Average Schedule

Test Period 7/1/14-6/30/15 Post True-up (Filing) View

Rate-of-Return (ROR) Carrier Revenue Requirement		
1	2011 Interstate Switched Access Revenue Requirement	\$671,789
2	FY 2011 Intrastate Terminating Switched Access Revenues	\$251,428
3	FY 2011 Net Reciprocal Compensation Revenues	\$95,950
4	2011 ROR Carrier Base Period Revenue (Line 1 + Line 2 + Line 3)	\$1,019,167
5	ROR Carrier Baseline Adjustment Factor (0.95 x 0.95 x 0.95)	0.8574
6	ROR Carrier Revenue Requirement (Line 4 x Line 5)	\$873,808
7	Pool Administration Expenses	\$17,620
8	Total ROR Carrier Revenue Requirement (Line 6 + Line 7)	\$891,429
Revenues from Reformed Inter-carrier Compensation (ICC) Rates		
9	Interstate Switched Access Revenues	\$742,786
10	Interstate Allocated Switched Access Revenues#	\$307,671
11	Transitional Intrastate Access Service Revenues	\$101,591
12	Net Transitional Reciprocal Compensation Revenues	\$0
13	Total ICC Revenue (Line 10 + Line 11 + Line 12)	\$409,262
Eligible Recovery		
14	TRS Increment	\$0
15	Regulatory Fees Increment	\$0
16	NANPA Increment	\$0
17	Interstate Local Switching Support for Price Cap Affiliates	\$0
18	Adjustment for Double Recovery or Corrections	\$0
19	Test Period 12/13 Trueup - Net Impact on Total Eligible Recovery	(\$29,145)
20	Eligible Recovery (Line 8 - Line 13) + (Line 14 + Line 15 + Line 16 + Line 18 + Line 19) - (Line 17)	\$453,022
Revenues from Access Recovery Charges (ARC)		
21	Residential ARC Revenues	\$59,463
22	Single Line Business ARC Revenues	\$7,020
23	Multi-Line Business ARC Revenues	\$83,952
24	Total ARC Revenues (Line 21 + Line 22 + Line 23)	\$150,435
Connect America Fund (CAF) ICC Support**		
25	Connect America Fund (CAF) ICC Support (Line 20 - Line 24)	\$302,587

NOTES:

#Per FCC Designation Order, calculated as (Sum of Line 9 for all TS pool participants) * (Line 1/ Sum of Line 1 for all TS pool participants)

**NECA estimate provided for informational purposes only - actual to be calculated by USAC.



2014 CAF ICC Data Collection Update

[NECA Home](#) [NECA Data Collections](#) [Contact Us](#) [General Instructions](#) [Logout](#)

Logged in User: Ryan Denzel



[Home](#) [Select Company](#) [Electronic Certifications](#) ▶ [Main Page](#) [Study Area Data Input Menu](#) ▶ [CAF & ARC Output](#) ▶

Study Area: [NORTHWEST COMM COOP \(ID: 381625\)](#)

Test Period 2014/2015

Study Area Lines for Test Period 2014/2015 - (July 1, 2014 - June 30, 2015)

Study Area ID	Test Year 2014-15 Residential Lines Excluding Life Lines	Test Year 2014-15 Single Line Business Lines	Test Year 2014-15 Multi-Line Business Lines
381625	<input type="text" value="3802"/>	<input type="text" value="390"/>	<input type="text" value="2332"/>

Data previously submitted on 3/26/2014 4:37:39 PM (Eastern Time)
Data submitted by Jon Boike

[Records response entered/updated on the above part of the screen]

TO BE COMPLETED BY THE REPORTING CARRIER.

Certification of Officer as to the Accuracy of the CAF ICC Data Reported

I certify that I am an officer of the reporting carrier; my responsibilities include ensuring the accuracy of the actual data reported; and, to the best of my knowledge, the information reported on this form is accurate.

Name of Reporting Carrier: NORTHWEST COMM COOP

Signature of Authorized Officer:

Mike Steffan

Digitally signed by Mike Steffan DN:cn=Mike Steffan,email=mikes@nccray.com,o=northwest comm coop,l=Ray ND 58849-0038, Date:5/9/2014

Date: 5/9/2014

Printed name of Authorized Officer: Mike Steffan

Title or position of Authorized Officer: General Manager/CEO

Telephone number of Authorized Officer: 701-568-3331

Study Area Code of Reporting Carrier

381625

Filing Due Date for this form
(mm/dd/yyyy)

6/16/2014

Persons willfully making false statements on this form can be punished by fine or forfeiture under the Communications Act of 1934, 47 U.S.C. §§ 502, 503(b), or fine or imprisonment under Title 18 of the United States Code, 18 U.S.C. § 1001.

TO BE COMPLETED BY THE REPORTING CARRIER, IF AN AGENT IS FILING DATA ON THE CARRIER'S BEHALF:

Certification of Officer to Authorize an Agent to File Data Reported on Behalf of Reporting Carrier

I certify that (Name of Agent) National Exchange Carriers Association, Inc. is authorized to submit the information reported on behalf of the reporting carrier. I also certify that I am an officer of the reporting carrier; my responsibilities include ensuring the accuracy of the data provided to the Authorized Agent; and, to the best of my knowledge, the actual data provided to the Authorized Agent is accurate.

Name of Authorized Agent : National Exchange Carriers Association, Inc.

Name of Reporting Carrier: NORTHWEST COMM COOP

Signature of Authorized Officer: **Mike Steffan**

Digitally signed by Mike Steffan DN:cn=Mike Steffan, email=mikes@nccray.com, O=northwest comm coop, l=Ray ND 58849-0038, Date: 5/9/2014

Date: 5/9/2014

Printed name of Authorized Officer: Mike Steffan

Title or position of Authorized Officer: General Manager/CEO

Telephone number of authorized officer: 701-568-3331

Study Area Code of Reporting Carrier

381625

Filing Due Date for this form
(mm/dd/yyyy)

6/16/2014

Persons willfully making false statements on this form can be punished by fine or forfeiture under the Communications Act of 1934, 47 U.S.C. §§ 502, 503(b), or fine or imprisonment under Title 18 of the United States Code, 18 U.S.C. § 1001.

TO BE COMPLETED BY AN OFFICER OF THE REPORTING CARRIER

Certification of Officer for Rate-of-Return Carrier Eligibility for CAF/ICC Recovery

I certify that I am an officer of the reporting carrier and that, to the best of my knowledge, the reporting carrier on this form certifies that it has complied with Eligible Recovery §51.917(d) and Access Recovery Charge §51.917(e) and is eligible to receive the CAF ICC support requested pursuant to §51.917(f).

Name of Reporting Carrier: NORTHWEST COMM COOP

Signature of Authorized Officer or employee: **Mike Steffan**

Digitally signed by Mike Steffan DN:cn=Mike Steffan,email=mikes@nccray.com,O=northwest comm coop,l=Ray ND 58848-0038, Date:5/9/2014

Date: 5/9/2014

Printed name of Authorized Officer or employee: Mike Steffan

Title or position of Authorized Officer or employee: General Manager/CEO

Telephone number of Authorized Officer or employee: 701-568-3331

Study Area Code of Reporting Carrier

381625

Filing Due Date for this form
(mm/dd/yyyy)

6/16/2014

Persons willfully making false statements on this form can be punished by fine or forfeiture under the Communications Act of 1934, 47 U.S.C. §§ 502, 503(b), or fine or imprisonment under Title 18 of the United States Code, 18 U.S.C. § 1001.

TO BE COMPLETED BY AN OFFICER OF THE REPORTING CARRIER

Certification of Officer for Rate-of-Return Carrier Not Seeking Duplicative Recovery

I certify that I am an officer of the reporting carrier and that, to the best of my knowledge, the reporting carrier is not seeking duplicative recovery in the state jurisdiction for any Eligible Recovery subject to the recovery mechanism as per §51.917(d)(vii).

Name of Reporting Carrier: NORTHWEST COMM COOP

Signature of Authorized Officer or employee: **Mike Steffan**

Digitally signed by Mike Steffan DN:cn=Mike Steffan,email=mikes@nccray.com,O=northwest comm coop,l=Ray ND 58849-0038, Date:5/9/2014

Date: 5/9/2014

Printed name of Authorized Officer or employee: Mike Steffan

Title or position of Authorized Officer or employee: General Manager/CEO

Telephone number of Authorized Officer or employee: 701-568-3331

Study Area Code of Reporting Carrier

381625

Filing Due Date for this form
(mm/dd/yyyy)

6/16/2014

Persons willfully making false statements on this form can be punished by fine or forfeiture under the Communications Act of 1934, 47 U.S.C. §§ 502, 503(b), or fine or imprisonment under Title 18 of the United States Code, 18 U.S.C. § 1001.



2014 CAF ICC Data Collection Update

NECA Home NECA Data Collections Contact Us General Instructions Logout

Logged in User: Ryan Denzel



Home Select Company Electronic Certifications Main Page Study Area Data Input Menu CAF & ARC Output

Study Area: NORTHWEST COMM COOP (ID: 381625)

Intrastate Revenues (FCC TRP exhibit)

Option 1: View TRP Output in Excel

Option 2: Download TRP Data in Excel

Intrastate Revenues

Test Year 2014-2015 Expected Maximum Intrastate Revenue: **\$101,591.36**

Col D --	Col E --	Col F --	Col G --	Col H --	Col I --	Col J H1	Col K --	Col L --	Col M -- [(L/K)^(12/21)-1]*100	Col N -- H1
Rate Element Description	Unit of Demand	7/1/2014 Interstate Rate	Test Year 2013-2014 Current Intrastate Rate	7/1/2014 Proposed Intrastate Rate	FY 2011 Intrastate Units: Terminating for Non-Dedicated or Originating and Terminating for Dedicated Elements	Intrastate Price-out with 7/1/2014 proposed intrastate rate and FY2011 Demand	FY 2013 Intrastate Units: Terminating and total for Dedicated Elements	Test Year 2014-2015 Forecasted Intrastate Units	Intrastate Units Growth Rate %	TY 2014-15 Forecasted Intrastate Revenue
Terminating End Office Access Service Terminating End Office, Premium, per access minute	MOU	\$0.02093700	\$0.02849900	\$0.02093700	2,774,896	\$58,098.00	2,172,623	1,955,442	-5.84%	\$40,941.09
Terminating End Office Access Service Terminating End Office, Non-Premium, per access minute	MOU	\$0.01033900	\$0.01282500	\$0.01033900	0	\$0.00	0	0	0.00%	\$0.00
Entrance Facility, Per Termination Voice Grade Two Wire	Termination	\$80.32	\$0.00000000	\$0.00000000	0	\$0.00	0	0	0.00%	\$0.00
Entrance Facility, Per Termination Voice Grade Four Wire	Termination	\$128.53	\$0.00000000	\$0.00000000	0	\$0.00	0	0	0.00%	\$0.00
Entrance Facility, Per Termination High Capacity DS1	Termination	\$391.59	\$0.00000000	\$0.00000000	0	\$0.00	0	0	0.00%	\$0.00
Entrance Facility, Per Termination High Capacity DS3	Termination	\$3,575.45	\$0.00000000	\$0.00000000	0	\$0.00	0	0	0.00%	\$0.00
Entrance Facility, Per Termination Synchronous Optical Channel OC3	Termination	\$3,645.90	\$0.00000000	\$0.00000000	0	\$0.00	0	0	0.00%	\$0.00
Entrance Facility, Per Termination Synchronous Optical Channel OC12	Termination	\$3,892.64	\$0.00000000	\$0.00000000	0	\$0.00	0	0	0.00%	\$0.00
Entrance Facility, Per Termination ESALT 2 Mbps	Circuit	\$693.58	\$0.00000000	\$0.00000000	0	\$0.00	0	0	0.00%	\$0.00
Entrance Facility, Per Termination ESALT 10 Mbps	Circuit	\$747.53	\$0.00000000	\$0.00000000	0	\$0.00	0	0	0.00%	\$0.00
Entrance Facility, Per Termination ESALT 50 Mbps	Circuit	\$968.48	\$0.00000000	\$0.00000000	0	\$0.00	0	0	0.00%	\$0.00
Direct Trunked Transport Facility/ Mile Voice Grade - Two Wire & Four Wire	Mile	\$5.72	\$0.00000000	\$0.00000000	0	\$0.00	0	0	0.00%	\$0.00
Direct Trunked Transport Facility/ Mile High Capacity	Mile	\$26.83	\$26.45	\$26.83	166	\$4,457.27	56	56	0.00%	\$1,497.65

DS1										
Direct Trunked Transport Facility/ Mile High Capacity DS3	Mile	\$233.70	\$0.00000000	\$0.00000000	0	\$0.00	0	0	0.00%	\$0.00
Direct Trunked Transport Facility/ Mile Synchronous Optical Channel OC3	Mile	\$250.17	\$0.00000000	\$0.00000000	0	\$0.00	0	0	0.00%	\$0.00
Direct Trunked Transport Facility/ Mile Synchronous Optical Channel OC12	Mile	\$314.00	\$0.00000000	\$0.00000000	0	\$0.00	0	0	0.00%	\$0.00
Direct Trunked Transport Facility/ Mile ESALT 2 Mbps DTF-E1	Circuit Miles	\$79.02	\$0.00000000	\$0.00000000	0	\$0.00	0	0	0.00%	\$0.00
Direct Trunked Transport Facility/ Mile ESALT 2 Mbps DTF-E2	Circuit Miles	\$52.69	\$0.00000000	\$0.00000000	0	\$0.00	0	0	0.00%	\$0.00
Direct Trunked Transport Facility/ Mile ESALT 2 Mbps DTF-E3	Circuit Miles	\$78.45	\$0.00000000	\$0.00000000	0	\$0.00	0	0	0.00%	\$0.00
Direct Trunked Transport Facility/ Mile ESALT 2 Mbps DTF-E4	Circuit Miles	\$131.37	\$0.00000000	\$0.00000000	0	\$0.00	0	0	0.00%	\$0.00
Direct Trunked Transport Facility/ Mile ESALT 10 Mbps DTF-E1	Circuit Miles	\$200.36	\$0.00000000	\$0.00000000	0	\$0.00	0	0	0.00%	\$0.00
Direct Trunked Transport Facility/ Mile ESALT 10 Mbps DTF-E2	Circuit Miles	\$120.23	\$0.00000000	\$0.00000000	0	\$0.00	0	0	0.00%	\$0.00
Direct Trunked Transport Facility/ Mile ESALT 10 Mbps DTF-E3	Circuit Miles	\$197.48	\$0.00000000	\$0.00000000	0	\$0.00	0	0	0.00%	\$0.00
Direct Trunked Transport Facility/ Mile ESALT 10 Mbps DTF-E4	Circuit Miles	\$405.05	\$0.00000000	\$0.00000000	0	\$0.00	0	0	0.00%	\$0.00
Direct Trunked Transport Facility/ Mile ESALT 50 Mbps DTF-E1	Circuit Miles	\$561.03	\$0.00000000	\$0.00000000	0	\$0.00	0	0	0.00%	\$0.00
Direct Trunked Transport Facility/ Mile ESALT 50 Mbps DTF-E2	Circuit Miles	\$374.04	\$0.00000000	\$0.00000000	0	\$0.00	0	0	0.00%	\$0.00
Direct Trunked Transport Facility/ Mile ESALT 50 Mbps DTF-E3	Circuit Miles	\$644.96	\$0.00000000	\$0.00000000	0	\$0.00	0	0	0.00%	\$0.00
Direct Trunked Transport Facility/ Mile ESALT 50 Mbps DTF-E4	Circuit Miles	\$1,149.44	\$0.00000000	\$0.00000000	0	\$0.00	0	0	0.00%	\$0.00
Direct Trunked Transport Facility/Termination Voice Grade - Two Wire & Four Wire	Termination	\$57.50	\$0.00000000	\$0.00000000	0	\$0.00	0	0	0.00%	\$0.00
Direct Trunked Transport Facility/Termination High Capacity DS1	Termination	\$139.20	\$137.24	\$139.20	8	\$1,155.36	3	3	0.00%	\$388.37
Direct Trunked Transport Facility/Termination High Capacity DS3	Termination	\$893.84	\$0.00000000	\$0.00000000	0	\$0.00	0	0	0.00%	\$0.00
Direct Trunked Transport Facility/Termination Synchronous Optical Channel OC3	Termination	\$930.68	\$0.00000000	\$0.00000000	0	\$0.00	0	0	0.00%	\$0.00
Direct Trunked Transport Facility/Termination Synchronous Optical Channel OC12	Termination	\$2,026.38	\$0.00000000	\$0.00000000	0	\$0.00	0	0	0.00%	\$0.00

Direct Trunked Transport Facility/Termination ESALT 2 Mbps	Circuit terms	\$184.39	\$0.00000000	\$0.00000000	0	\$0.00	0	0	0.00%	\$0.00
Direct Trunked Transport Facility/Termination ESALT 10 Mbps	Circuit terms	\$225.42	\$0.00000000	\$0.00000000	0	\$0.00	0	0	0.00%	\$0.00
Direct Trunked Transport Facility/Termination ESALT 50 Mbps	Circuit terms	\$275.50	\$0.00000000	\$0.00000000	0	\$0.00	0	0	0.00%	\$0.00
Multiplexing, Per Arrangement DS3 to DS1	Termination	\$815.53	\$0.00000000	\$0.00000000	0	\$0.00	0	0	0.00%	\$0.00
Multiplexing, Per Arrangement DS1 to Voice	Termination	\$314.87	\$0.00000000	\$0.00000000	0	\$0.00	0	0	0.00%	\$0.00
Customer Node Per Node OC3 155.52 Mbps	Port	\$846.59	\$0.00000000	\$0.00000000	0	\$0.00	0	0	0.00%	\$0.00
Customer Node Per Node OC12 622.08 Mbps	Port	\$2,445.73	\$0.00000000	\$0.00000000	0	\$0.00	0	0	0.00%	\$0.00
Customer Premises Port, Per Port OC3 155.52 Mbps	Port	\$277.78	\$0.00000000	\$0.00000000	0	\$0.00	0	0	0.00%	\$0.00
Customer Premises Port, Per Port STS-1 51.84 Mbps	Port	\$333.53	\$0.00000000	\$0.00000000	0	\$0.00	0	0	0.00%	\$0.00
Customer Premises Port, Per Port DS3 44.736 Mbps	Port	\$333.53	\$0.00000000	\$0.00000000	0	\$0.00	0	0	0.00%	\$0.00
Customer Premises Port, Per Port DS1 1.544 Mbps	Port	\$85.49	\$0.00000000	\$0.00000000	0	\$0.00	0	0	0.00%	\$0.00
Add/Drop Multiplexing Central Office Port, Per Port DS1 1.544 Mbps	Port	\$68.40	\$0.00000000	\$0.00000000	0	\$0.00	0	0	0.00%	\$0.00
Add/Drop Multiplexing Central Office Port, Per Port OC3 155.52 Mbps	Port	\$277.78	\$0.00000000	\$0.00000000	0	\$0.00	0	0	0.00%	\$0.00
Add/Drop Multiplexing Central Office Port, Per Port DS3 44.736 Mbps	Port	\$171.02	\$0.00000000	\$0.00000000	0	\$0.00	0	0	0.00%	\$0.00
Network Blocking, Per Blocked Call Network Blocking, Per Blocked Call, Applies to FGD only	Call	\$0.01612700	\$0.00000000	\$0.00000000	0	\$0.00	0	0	0.00%	\$0.00
ESALT Real Time CoS/QoS, Per ESALT DTF-E1 Facility ESALT 2 Mbps	Facility	\$15.09	\$0.00000000	\$0.00000000	0	\$0.00	0	0	0.00%	\$0.00
ESALT Real Time CoS/QoS, Per ESALT DTF-E1 Facility ESALT 10 Mbps	Facility	\$75.46	\$0.00000000	\$0.00000000	0	\$0.00	0	0	0.00%	\$0.00
ESALT Real Time CoS/QoS, Per ESALT DTF-E1 Facility ESALT 50 Mbps	Facility	\$234.81	\$0.00000000	\$0.00000000	0	\$0.00	0	0	0.00%	\$0.00
ESALT Entrance Facility Protection, Per ESALT Entrance Facility ESALT 2 Mbps	Circuit	\$280.11	\$0.00000000	\$0.00000000	0	\$0.00	0	0	0.00%	\$0.00
ESALT Entrance Facility Protection, Per ESALT Entrance Facility ESALT 10 Mbps	Circuit	\$280.11	\$0.00000000	\$0.00000000	0	\$0.00	0	0	0.00%	\$0.00
ESALT Entrance Facility Protection, Per ESALT Entrance Facility ESALT 50 Mbps	Circuit	\$280.11	\$0.00000000	\$0.00000000	0	\$0.00	0	0	0.00%	\$0.00
Common Channel Signaling Network Connection Signaling Mileage Facility, Per Mile	Mile	\$7.71	\$0.00000000	\$0.00000000	0	\$0.00	0	0	0.00%	\$0.00

Common Channel Signaling Network Connection Signaling Mileage Termination, Per Termination	Termination	\$77.40	\$0.00000000	\$0.00000000	0	\$0.00	0	0	0.00%	\$0.00
Common Channel Signaling Network Connection Signaling Entrance Facility, Per Facility	Facility	\$148.24	\$0.00000000	\$0.00000000	0	\$0.00	0	0	0.00%	\$0.00
Common Channel Signaling Network Connection STP Port, Per Port	Port	\$763.92	\$0.00000000	\$0.00000000	0	\$0.00	0	0	0.00%	\$0.00
Terminating Tandem Switched Transport Terminating Tandem Switched Transport Facility	Minutes / Mile	\$0.00042400	\$0.00041800	\$0.00042400	144,110,075	\$61,102.67	190,715,017	118,734,125	-23.72%	\$50,343.27
Terminating Tandem Switched Transport Terminating Tandem Switched Termination	Minutes	\$0.00220200	\$0.00217100	\$0.00220200	5,355,547	\$11,792.91	5,256,959	3,824,242	-16.63%	\$8,420.98
Terminating Tandem Switched Transport Terminating Tandem Switching	Minutes	\$0.00555400	\$0.00000000	\$0.00000000	0	\$0.00	0	0	0.00%	\$0.00
Access Ordering Access Order Charge, per order	Order	\$87.23	\$0.00000000	\$0.00000000	0	\$0.00	0	0	0.00%	\$0.00
Access Ordering Service Date Change Charge, per order	Order	\$60.86	\$0.00000000	\$0.00000000	0	\$0.00	0	0	0.00%	\$0.00
Access Ordering Design Change Charge, per order	Order	\$85.20	\$0.00000000	\$0.00000000	0	\$0.00	0	0	0.00%	\$0.00
Access Ordering Miscellaneous Service Order Charge, per occurrence	Order	\$124.76	\$0.00000000	\$0.00000000	0	\$0.00	0	0	0.00%	\$0.00
Additional Engineering (A) Basic Time, per engineer	Engineer	\$31.47	\$0.00000000	\$0.00000000	0	\$0.00	0	0	0.00%	\$0.00
Additional Engineering (B) Overtime, per engineer	Engineer	\$47.22	\$0.00000000	\$0.00000000	0	\$0.00	0	0	0.00%	\$0.00
Additional Engineering (C) Premium Time, per engineer	Engineer	\$62.95	\$0.00000000	\$0.00000000	0	\$0.00	0	0	0.00%	\$0.00
Additional Labor Period (A) Installation or Repair - Overtime, per technician	Technician	\$48.25	\$0.00000000	\$0.00000000	0	\$0.00	0	0	0.00%	\$0.00
Additional Labor Period (A) Installation or Repair - Premium Time, per technician	Technician	\$64.33	\$0.00000000	\$0.00000000	0	\$0.00	0	0	0.00%	\$0.00
Additional Labor Period (B) Stand by - Basic Time, per technician	Technician	\$21.48	\$0.00000000	\$0.00000000	0	\$0.00	0	0	0.00%	\$0.00
Additional Labor Period (B) Stand by - Overtime, per technician	Technician	\$32.22	\$0.00000000	\$0.00000000	0	\$0.00	0	0	0.00%	\$0.00
Additional Labor Period (B) Stand by - Premium Time, per technician	Technician	\$42.97	\$0.00000000	\$0.00000000	0	\$0.00	0	0	0.00%	\$0.00
Additional Labor Period (C) Testing and Maintenance Installation and Repair Technician - Basic Time, per technician	Technician	\$32.16	\$0.00000000	\$0.00000000	0	\$0.00	0	0	0.00%	\$0.00

Additional Labor Period (C) Testing and Maintenance Installation and Repair Technician - Overtime, per technician	Technician	\$48.25	\$0.00000000	\$0.00000000	0	\$0.00	0	0	0.00%	\$0.00
Additional Labor Period (C) Testing and Maintenance Installation and Repair Technician - Premium Time, per technician	Technician	\$64.33	\$0.00000000	\$0.00000000	0	\$0.00	0	0	0.00%	\$0.00
Additional Labor Period Central Office Maintenance Technician - Basic Time, per technician	Technician	\$35.16	\$0.00000000	\$0.00000000	0	\$0.00	0	0	0.00%	\$0.00
Additional Labor Period Central Office Maintenance Technician - Overtime, per technician	Technician	\$52.73	\$0.00000000	\$0.00000000	0	\$0.00	0	0	0.00%	\$0.00
Additional Labor Period Central Office Maintenance Technician - Premium Time, per technician	Technician	\$70.31	\$0.00000000	\$0.00000000	0	\$0.00	0	0	0.00%	\$0.00
Miscellaneous Services (B) Additional Automatic Testing-Switched Access, Per Test- Gain-Slope Tests	Test	\$2.93	\$0.00000000	\$0.00000000	0	\$0.00	0	0	0.00%	\$0.00
Miscellaneous Services (B) Additional Automatic Testing-Switched Access, Per Test- C-Notched Noise Tests	Test	\$2.93	\$0.00000000	\$0.00000000	0	\$0.00	0	0	0.00%	\$0.00
Miscellaneous Services (B) Additional Automatic Testing-Switched Access, Per Test- 1004 Hz Loss	Test	\$2.93	\$0.00000000	\$0.00000000	0	\$0.00	0	0	0.00%	\$0.00
Miscellaneous Services (B) Additional Automatic Testing-Switched Access, Per Test- C-Message Noise	Test	\$2.93	\$0.00000000	\$0.00000000	0	\$0.00	0	0	0.00%	\$0.00
Miscellaneous Services (B) Additional Automatic Testing-Switched Access, Per Test- Balance (return loss)	Test	\$2.93	\$0.00000000	\$0.00000000	0	\$0.00	0	0	0.00%	\$0.00
Miscellaneous Services (G) Telecommunications Service Priority, per service arranged	Arrangement	\$55.41	\$0.00000000	\$0.00000000	0	\$0.00	0	0	0.00%	\$0.00
Miscellaneous Services (H) Controller Arrangement, Per Arrangement	Arrangement	\$101.43	\$0.00000000	\$0.00000000	0	\$0.00	0	0	0.00%	\$0.00
Miscellaneous Services (I) Presubscription, per exchange service line or trunk per interLATA PIC change- Submitted manually	PIC Change	\$5.58	\$0.00000000	\$0.00000000	0	\$0.00	0	0	0.00%	\$0.00
Miscellaneous Services (I) Presubscription, per exchange service line or trunk per interLATA PIC	PIC Change	\$1.27	\$0.00000000	\$0.00000000	0	\$0.00	0	0	0.00%	\$0.00

change- Submitted electronically Miscellaneous Services (I) Presubscription, per exchange service line or trunk per interLATA PIC change- Submitted manually with a simultaneous LPIC change	PIC Change	\$2.79	\$0.00000000	\$0.00000000	0	\$0.00	0	0	0.00%	\$0.00
change- Submitted electronically with a simultaneous LPIC change	PIC Change	\$0.63900300	\$0.00000000	\$0.00000000	0	\$0.00	0	0	0.00%	\$0.00
Blocking Service per exchange service line or trunk or FGA Switched Access line	Line	\$11.36	\$0.00000000	\$0.00000000	0	\$0.00	0	0	0.00%	\$0.00
Billing Name and Address Service - Per BNA order	Order	\$51.67	\$0.00000000	\$0.00000000	0	\$0.00	0	0	0.00%	\$0.00
Billing Name and Address Service - Per BNA record	Record	\$0.33471600	\$0.00000000	\$0.00000000	0	\$0.00	0	0	0.00%	\$0.00
Billing Name and Address Service - Optional Magnetic Tape, per magnetic tape	Tape	\$92.75	\$0.00000000	\$0.00000000	0	\$0.00	0	0	0.00%	\$0.00
Billing Name and Address Service - Optional Programming Charge, per half hour or fraction thereof	Time	\$37.73	\$0.00000000	\$0.00000000	0	\$0.00	0	0	0.00%	\$0.00
Originating Line Screening (OLS) Service, per exchange service line	Line	\$8.06	\$0.00000000	\$0.00000000	0	\$0.00	0	0	0.00%	\$0.00
Coin Supervision Additive Service, per exchange service line	Line	\$2.24	\$0.00000000	\$0.00000000	0	\$0.00	0	0	0.00%	\$0.00
Nonrecurring Charges Voice Grade Two Wire	Facility	\$474.14	\$0.00000000	\$0.00000000	0	\$0.00	0	0	0.00%	\$0.00
Nonrecurring Charges Voice Grade Four Wire	Facility	\$474.14	\$0.00000000	\$0.00000000	0	\$0.00	0	0	0.00%	\$0.00
Nonrecurring Charges High Capacity DS1	Facility	\$347.70	\$0.00000000	\$0.00000000	0	\$0.00	0	0	0.00%	\$0.00
Nonrecurring Charges High Capacity DS3	Facility	\$468.87	\$0.00000000	\$0.00000000	0	\$0.00	0	0	0.00%	\$0.00
Nonrecurring Charges Synchronous Optical Channel OC3	Facility	\$379.30	\$0.00000000	\$0.00000000	0	\$0.00	0	0	0.00%	\$0.00
Nonrecurring Charges Synchronous Optical Channel OC12	Facility	\$379.30	\$0.00000000	\$0.00000000	0	\$0.00	0	0	0.00%	\$0.00
Nonrecurring										

Charges Interim NXX Translation, Per Order	Order	\$231.80	\$0.00000000	\$0.00000000	0	\$0.00	0	0	0.00%	\$0.00
Nonrecurring Charges FGC and FGD Conversion of Multifrequency Address Signaling to SS7 Signaling or SS7 Signaling to Multifrequency Address Signaling, per 24 trunks converted or fraction thereof on a per order basis	Order	\$465.70	\$0.00000000	\$0.00000000	0	\$0.00	0	0	0.00%	\$0.00
Nonrecurring Charges Trunk Activation, per 24 trunks activated or fraction thereof on a per order basis	Order	\$483.61	\$0.00000000	\$0.00000000	0	\$0.00	0	0	0.00%	\$0.00
Nonrecurring Charges ESALT 2 Mbps	Facility	\$561.92	\$0.00000000	\$0.00000000	0	\$0.00	0	0	0.00%	\$0.00
Nonrecurring Charges ESALT 10 Mbps	Facility	\$561.92	\$0.00000000	\$0.00000000	0	\$0.00	0	0	0.00%	\$0.00
Nonrecurring Charges ESALT 50 Mbps	Facility	\$561.92	\$0.00000000	\$0.00000000	0	\$0.00	0	0	0.00%	\$0.00
Nonrecurring Charges ESALT Direct Trunked Termination, per ESALT Direct Trunked Termination installed	Order	\$370.22	\$0.00000000	\$0.00000000	0	\$0.00	0	0	0.00%	\$0.00
Nonrecurring Charges ESALT Entrance Facility Protection, per ESALT Entrance Facility	Facility	\$568.00	\$0.00000000	\$0.00000000	0	\$0.00	0	0	0.00%	\$0.00
						\$136,606.21				\$101,591.36

Rate Floor Template

Certification of Officer as to the Accuracy of the Data Reported for the Rate Floor Data

I certify that I am an officer of the reporting carrier; my responsibilities include ensuring the accuracy of the actual rate floor data reported ; and, to the best of my knowledge, the information reported on this form is accurate.

Name of Reporting Carrier Northwest Communications Cooperative

Signature of authorized officer *Todd Thompson*

Date 6/18/2014

Printed name of authorized officer Todd Thompson

Title or position of authorized officer CFO/Assistant Secretary Treasurer

Telephone number of authorized officer: (701) 568-8101, ext.

Study Area Code of Reporting Carrier 381625

Filing Due Date for this form
(mm/dd/yyyy)

07/01/2014

Rate Floor Data

TO BE COMPLETED BY THE REPORTING CARRIER, IF AN AGENT IS FILING RATE FLOOR DATA ON THE CARRIER'S BEHALF:

<p>Certification of Officer to Authorize an Agent to File Rate Floor Data on Behalf of Reporting Carrier</p> <p>I certify that <u>National Exchange Carrier Association (NECA)</u> is authorized to submit the information reported on behalf of the reporting carrier. I also certify that I am an officer of the reporting carrier; my responsibilities include ensuring the accuracy of the actual rate floor data provided to the authorized agent; and, to the best of my knowledge, the actual rate floor data provided to the authorized agent is accurate.</p> <p>I certify that I am authorized to submit the information reported on this form on behalf of the reporting carrier; that I have provided the information reported herein based on data provided by the reporting carrier; and to the best of my knowledge the information reported herein is accurate.</p>			
Name of Authorized Agent <u>National Exchange Carrier Association (NECA)</u>			
Name of Reporting Carrier <u>Northwest Communications Cooperative</u>			
Signature of authorized officer <u>Todd Thompson</u>			Date <u>6/18/14</u>
Printed name of authorized officer <u>Todd Thompson</u>			
Title or position of authorized officer <u>CFO/Assistant Secretary Treasurer</u>			
Telephone number of authorized officer: <u>(701) 568-8101</u> ext.			
Study Area Code of Reporting Carrier	<u>381625</u>	Filing Due Date for this form (mm/dd/yyyy)	<u>07/01/2014</u>

RATE FLOOR DATA COLLECTION - OMB Control Number 3060-0986

Block 1 - Contact Information

ROW #	DATA ELEMENT	FORMAT OF REQUESTED DATA	RESPONSE
1	Carrier Study Area Code	6 numeric digits	381625
2	Carrier Study Area Name	alpha characters	NORTHWEST COMMUNICATIONS COOPERATIVE
3	Service Provider Identification Number	9 numeric digits	143002211
4	Residential Local Service Charge Effective Date	mm/dd/yy	07/01/14
5	Contact Name	alpha characters	Thompson, Todd A
6	Contact Telephone Number (include area code)	9 numeric digits	701-568-8101
7	Sheet Number	numeric digit(s)	
8	Total Number of Sheets	numeric digit(s)	

Block 2- Residential Local Service Rates, Fees, and Line Counts

	Column 1 Residential Local Service Charge	Column 2 State Subscriber Line Charge	Column 3 State Universal Service Fee	Column 4 Mandatory Extended Area Service Charge	Column 5 Loops
9	19.50				4,121