

GATES TO BE INSTALLED AT ALL FENCE CROSSINGS

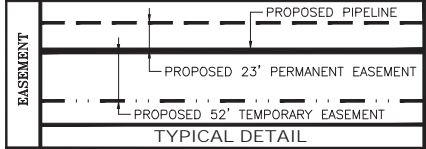
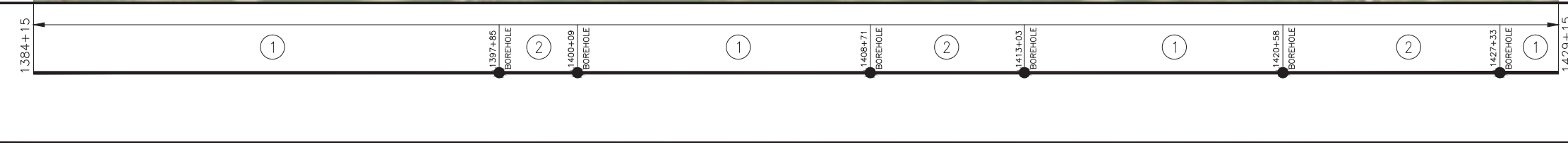
MARKER POSTS AT FENCE LINES, ROAD CROSSINGS, ETC.

CATHODIC TEST STATIONS TO BE INSTALLED EACH MILE AT ROAD CROSSINGS AND EASY ACCESS POINTS (DO NOT PUT IN FIELD OR DRIVEWAYS)

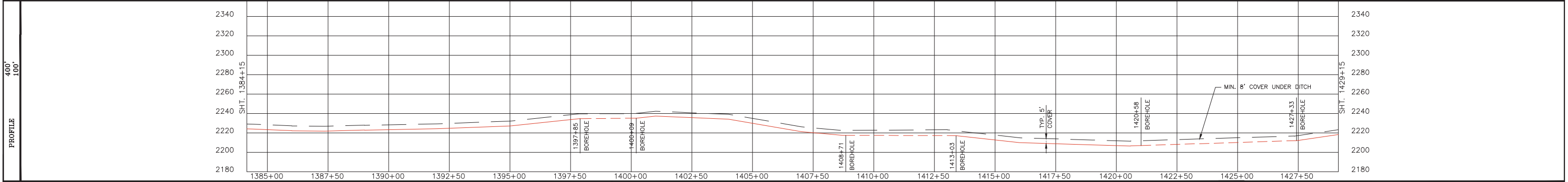
USE STRAW WATTLES

PIPELINE DATA

PIPELINE SCHEMATIC	
INDUCTION BEND	
PIPELINE WARNING SIGNS	
CATHODIC TEST STATION	
AERIAL MARKER	
PIPELINE WEIGHTS	



1440 PSIG MAWP @ 125°F
 PNEUMATIC/NITROGEN TEST PRESSURE: 1628 PSIG / HYDROSTATIC TEST PRESSURE: 2220 PSIG



CROSSING LEGEND

(RX)	ROAD CROSSING
(HX)	HIGHWAY CROSSING
(CX)	CREEK CROSSING
(PLX)	PIPELINE CROSSING

SUMMARY OF MATERIAL

ITEM	DESCRIPTION	QTY
1	8" ERW API 5L X-56 PSL1 FBE	3,169'
2	8" ERW API 5L X-56 PSL1 FBE & ARO	1,331'
TOTAL		4,500'

REFERENCE DRAWINGS

DWG. NO.	TITLE

REVISIONS

NO.	DESCRIPTION	DATE	BY	APPR.
1	ISSUE FOR CONSTRUCTION	7/11/2013	JAM	MCW

PROFILE LEGEND

	EXISTING GROUND
	OPEN CUT
	BORE
	APPROX. UTILITY LOCATION CONTRACTOR TO VERIFY IN FIELD

PETROLEUM FIELD SERVICES

MEADOWLARK SM LATERAL ALIGNMENT SHEET
 WILLIAMS, NORTH DAKOTA

DRAWN BY: JAM CREATION DATE: 07/07/13 AFE No.: 2007-026
 APPROVED: MCW APPR. DATE: DWG. No.: 131

SCALE: 400'

SHEET No. 31 OF 49