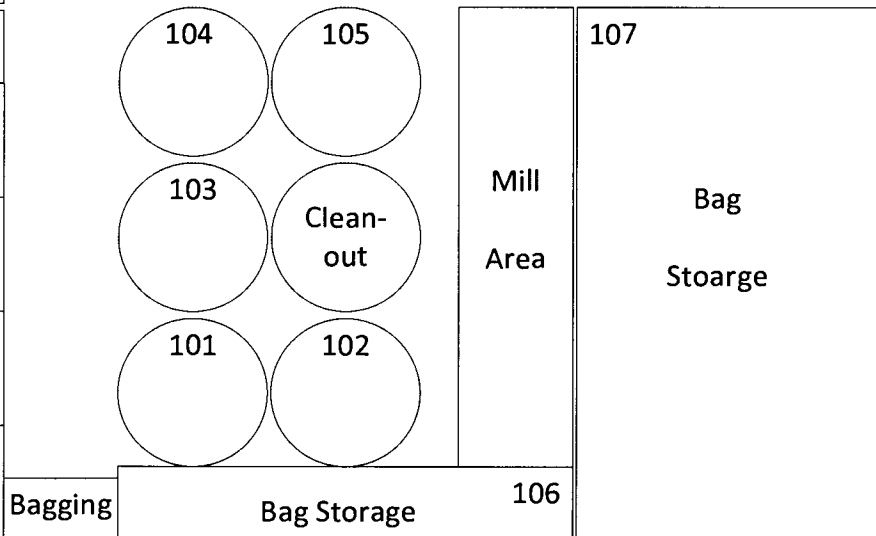
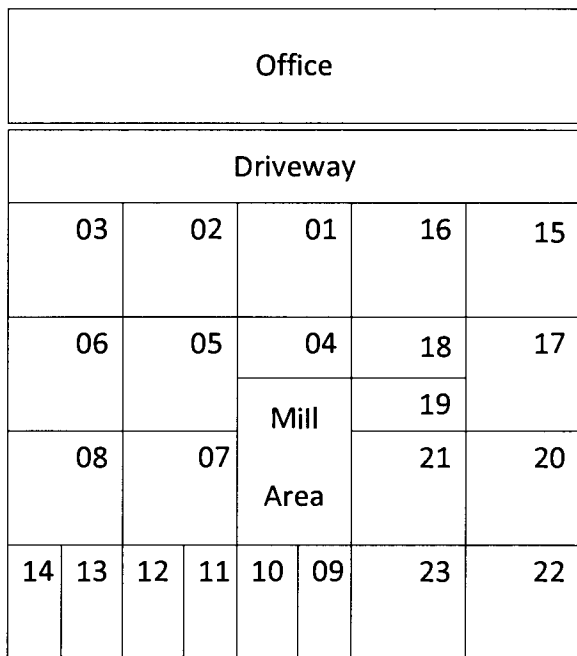
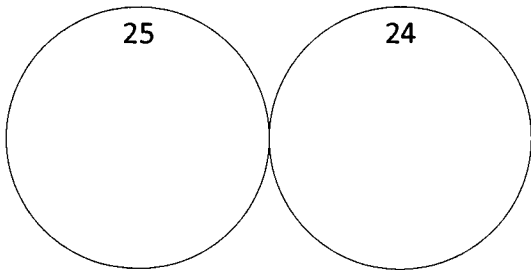
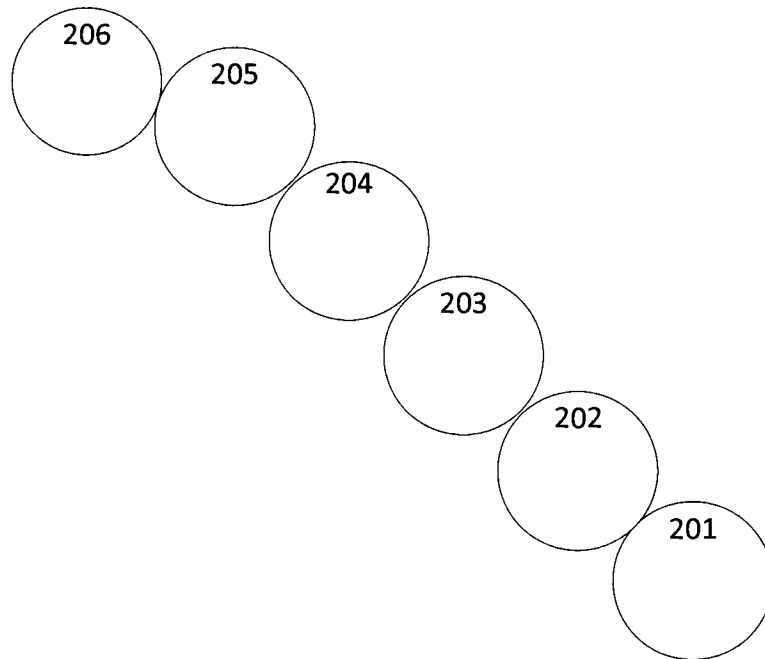
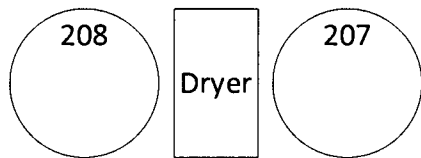
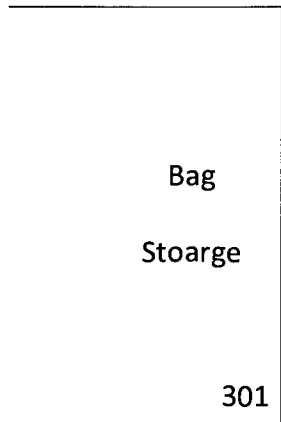
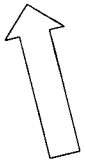


Richland IFC, Inc.  
Dwight, ND  
Section A


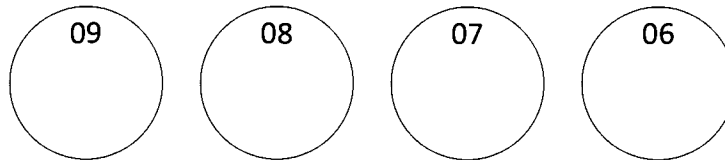
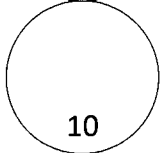
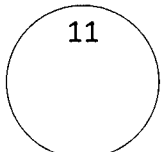
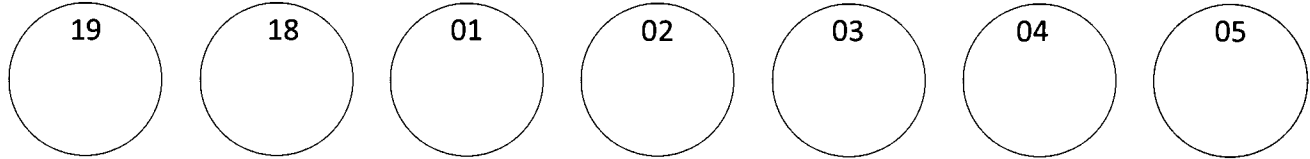
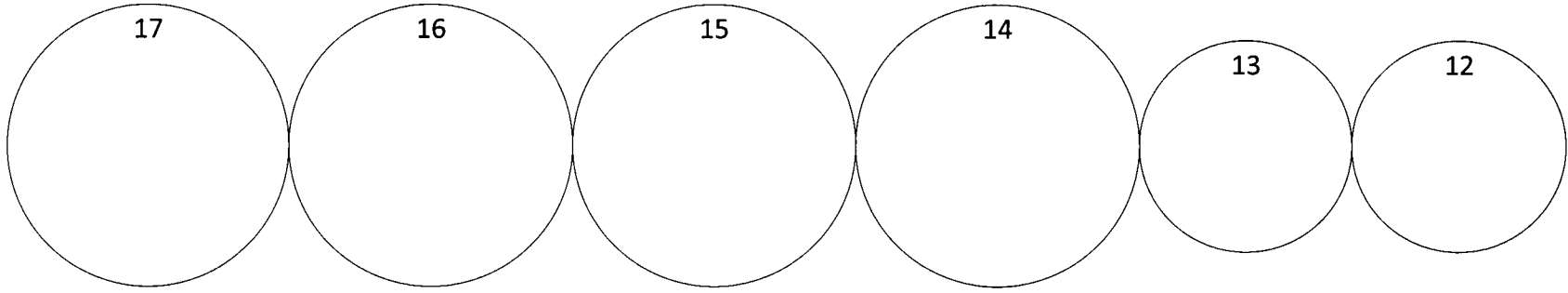
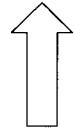





Dwight

Richland IFC, Inc.  
Sherven's  
Section S

North



Hwy 13



Exam Date:04/01/2014

Richland IFC  
 100 10th Street North  
 Breckenridge , MN  
 County:  
 Phone: 218-643-1797  
 CCC Number:

Page: 1

Examiner: 1

Location/Container Numbers/Comments	Section	Capacity
<b>PART A - ADDITIONAL SPACE TO BE INCLUDED UNDER LICENSE</b>		
001	S	7,980
002	S	9,739
003	S	9,739
004	S	9,739
005	S	7,980
006	S	9,260
007	S	9,816
008	S	9,816
009	S	9,816
010	S	10,678
011	S	12,012
012	S	23,988
013	S	23,988
014	S	37,465
015	S	37,465
016	S	37,465
017	S	37,465
018	S	14,368
019	S	14,368
		<b>Total: 333,147</b>
<b>PART B - SPACE TO BE DELETED UNDER LICENSE</b>		
110	B	39,425
111	B	39,425
		<b>Total: 78,850</b>
<b>PART C - ALL SPACE TO BE INCLUDED UNDER LICENSE</b>		
	A	188,000
	B	70,000
	S	334,000
		<b>Total: 592,000</b>
<b>PART D - TOTAL CAPACITY BY FUNCTIONAL UNIT</b>		
Dwight 1102	A B S	592,000
		<b>Total: 592,000</b>

Exam Date:04/01/2014

Richland IFC  
100 10th Street North  
Breckenridge , MN  
County:

Page: 1

Examiner: 1

Status	Section	Bin Number	Bin Type	Base Point	Diameter or Bu/Ft (Irreg.)	Length	Width	Side wall	Add for Hopper	Ded. for Obst.	Effective Depth	Add for Peak	Depth for Capac.	Bushels per Foot	Base Pack%	Bushel Capacity with Pack
--------	---------	------------	----------	------------	-------------------------------	--------	-------	--------------	----------------------	----------------------	--------------------	--------------------	------------------------	------------------------	---------------	------------------------------

## Facility: Dwight

### Section: A

A	001		Irregular		47.060	7.651	7.651	40.00	2.25	0.00	42.250	0.000	42.3	47.0	4.00	2,071
A	002		Irregular		47.060	7.651	7.651	40.00	2.25	0.00	42.250	0.000	42.3	47.0	4.00	2,071
A	003		Irregular		47.060	7.651	7.651	40.00	2.25	0.00	42.250	0.000	42.3	47.0	4.00	2,071
A	004		Irregular		22.520	5.293	5.293	40.00	2.30	0.00	42.300	0.000	42.3	22.5	2.00	972
A	005		Irregular		47.060	7.651	7.651	40.00	2.25	0.00	42.250	0.000	42.3	47.0	4.00	2,071
A	006		Irregular		47.060	7.651	7.651	40.00	2.25	0.00	42.250	0.000	42.3	47.0	4.00	2,071
A	007		Irregular		47.060	7.651	7.651	40.00	2.25	0.00	42.250	0.000	42.3	47.0	4.00	2,071
A	008		Irregular		47.060	7.651	7.651	40.00	2.25	0.00	42.250	0.000	42.3	47.0	4.00	2,071
A	009		Irregular		22.520	5.293	5.293	40.00	1.40	0.00	41.400	0.000	41.4	22.5	2.00	951
A	010		Irregular		22.520	5.293	5.293	40.00	1.40	0.00	41.400	0.000	41.4	22.5	2.00	951
A	011		Irregular		22.520	5.293	5.293	40.00	1.40	0.00	41.400	0.000	41.4	22.5	2.00	951
A	012		Irregular		22.520	5.293	5.293	40.00	1.40	0.00	41.400	0.000	41.4	22.5	2.00	951
A	013		Irregular		22.520	5.293	5.293	40.00	1.40	0.00	41.400	0.000	41.4	22.5	2.00	951
A	014		Irregular		22.520	5.293	5.293	40.00	1.40	0.00	41.400	0.000	41.4	22.5	2.00	951
A	015		Irregular		47.060	7.651	7.651	40.00	2.25	0.00	42.250	0.000	42.3	47.0	4.00	2,071
A	016		Irregular		47.060	7.651	7.651	40.00	2.25	0.00	42.250	0.000	42.3	47.0	4.00	2,071
A	017		Irregular		47.060	7.651	7.651	40.00	2.25	0.00	42.250	0.000	42.3	47.0	4.00	2,071
A	018		Irregular		22.520	5.293	5.293	40.00	2.30	0.00	42.300	0.000	42.3	22.5	2.00	972
A	019		Irregular		22.520	5.293	5.293	40.00	2.30	0.00	42.300	0.000	42.3	22.5	2.00	972
A	020		Irregular		47.060	7.651	7.651	40.00	2.25	0.00	42.250	0.000	42.3	47.0	4.00	2,071
A	021		Irregular		47.060	7.651	7.651	40.00	2.25	0.00	42.250	0.000	42.3	47.0	4.00	2,071

Exam Date:04/01/2014

Richland IFC  
100 10th Street North  
Breckenridge , MN  
County:

Page: 2

Examiner: 1

Status	Section	Bin Number	Bin Type	Base Point	Diameter or Bu/Ft (Irreg.) Length	Width	Side wall	Add for Hopper	Ded. for Obst.	Effective Depth	Add for Peak	Depth for Capac.	Bushels per Foot	Base Pack%	Bushel Capacity with Pack
--------	---------	------------	----------	------------	---	-------	--------------	----------------------	----------------------	--------------------	--------------------	------------------------	------------------------	---------------	------------------------------

## Facility: Dwight

### Section: A

A	022		Irregular		47.060	7.651	7.651	40.00	2.25	0.00	42.250	0.000	42.3	47.0	4.00	2,071
A	023		Irregular		47.060	7.651	7.651	40.00	2.25	0.00	42.250	0.000	42.3	47.0	4.00	2,071
A	024		Peaked	top of sidewall	29.900	0.000	0.000	22.25	10.00	0.00	32.250	1.800	34.1	564.4	9.00	20,978
A	025		Peaked	top of sidewall	29.900	0.000	0.000	22.25	10.00	0.00	32.250	1.800	34.1	564.4	9.00	20,978
A	101		Peaked	top sidewall	15.000	0.000	0.000	15.00	2.20	0.00	17.200	0.900	18.1	142.1	5.50	2,713
A	102		Peaked	top sidewall	15.000	0.000	0.000	15.00	2.20	0.00	17.200	0.900	18.1	142.1	5.50	2,713
A	104		Peaked	top of sidewall	16.000	0.000	0.000	10.00	2.50	0.00	12.500	1.000	13.5	161.6	5.80	2,309
A	105		Peaked	top of sidewall	16.000	0.000	0.000	10.00	2.50	0.00	12.500	1.000	13.5	161.6	5.80	2,309
A	106		Flat	bag storage	0.000	36.00	36.00	3.500	0.00	0.00	3.500	0.000	3.5	1041.8	10.0	4,011
A	107		Flat	bag storage	0.000	90.00	45.00	4.500	0.00	0.00	4.500	0.000	4.5	3255.6	10.0	16,115
A	201		Peaked	top of sidewall	16.000	0.000	0.000	20.00	2.30	0.00	22.300	1.000	23.3	161.6	5.80	3,983
A	202		Peaked	top of sidewall	16.000	0.000	0.000	20.00	2.30	0.00	22.300	1.000	23.3	161.6	5.80	3,983
A	203		Peaked	top of sidewall	16.000	0.000	0.000	20.00	2.30	0.00	22.300	1.000	23.3	161.6	5.80	3,983
A	204		Peaked	top of sidewall	16.000	0.000	0.000	20.00	2.30	0.00	22.300	1.000	23.3	161.6	5.80	3,983
A	205		Peaked	top of sidewall	16.000	0.000	0.000	20.00	2.30	0.00	22.300	1.000	23.3	161.6	5.80	3,983
A	206		Peaked	top of sidewall	16.000	0.000	0.000	20.00	2.30	0.00	22.300	1.000	23.3	161.6	5.80	3,983
A	207		Peaked	top of sidewall	15.500	0.000	0.000	15.00	2.30	0.00	17.300	0.900	18.2	151.7	5.50	2,913
A	208		Peaked	top of sidewall	15.500	0.000	0.000	15.00	2.30	0.00	17.300	0.900	18.2	151.7	5.50	2,913
A	301		Flat	bag storage	0.000	186.0	64.50	4.500	0.00	0.00	4.500	0.000	4.5	9643.9	10.0	47,738

### NDPSC Bin Capacity Chart

Exam Date:04/01/2014

Richland IFC  
100 10th Street North  
Breckenridge , MN  
County:

Examiner: 1

Status	Section	Bin Number	Bin Type	Base Point	Diameter or Bu/Ft (Irreg.)	Length	Width	Side wall	Add for Hopper	Ded. for Obst.	Effective Depth	Add for Peak	Depth for Capac.	Bushels per Foot	Base Pack%	Bushel Capacity with Pack
<b>Bin count:</b>		<b>40</b>											<b>Facility: Dwight Section: A Total:</b>	<b>187,204</b>		
															<b>To Even:</b>	<b>188,000</b>

## Section: B

B	108	Peaked	Barlow Tank	42.000	0.000	0.000	26.00	0.00	0.00	26.000	2.500	28.5	1113.7	10.0	34,914	
B	109	Peaked	Barlow Tank	42.000	0.000	0.000	26.00	0.00	0.00	26.000	2.500	28.5	1113.7	10.0	34,914	
<b>Bin count:</b>		<b>2</b>											<b>Facility: Dwight Section: B Total:</b>	<b>69,828</b>		
															<b>To Even:</b>	<b>70,000</b>

## Section: S

Added	S	001	Peaked	Sherven's	25.500	0.000	0.000	16.50	0.00	0.00	16.500	1.500	18.0	410.5	8.00	7,980
Added	S	002	Peaked	Sherven's	26.500	0.000	0.000	18.67	0.00	0.00	18.670	1.600	20.3	443.4	8.20	9,739
Added	S	003	Peaked	Sherven's	26.500	0.000	0.000	18.67	0.00	0.00	18.670	1.600	20.3	443.4	8.20	9,739
Added	S	004	Peaked	Sherven's	26.500	0.000	0.000	18.67	0.00	0.00	18.670	1.600	20.3	443.4	8.20	9,739
Added	S	005	Peaked	Sherven's	25.500	0.000	0.000	16.50	0.00	0.00	16.500	1.500	18.0	410.5	8.00	7,980
Added	S	006	Peaked	Sherven's	26.500	0.000	0.000	17.67	0.00	0.00	17.670	1.600	19.3	443.4	8.20	9,260
Added	S	007	Peaked	Sherven's	26.900	0.000	0.000	18.20	0.00	0.00	18.200	1.600	19.8	456.9	8.50	9,816
Added	S	008	Peaked	Sherven's	26.900	0.000	0.000	18.20	0.00	0.00	18.200	1.600	19.8	456.9	8.50	9,816
Added	S	009	Peaked	Sherven's	26.900	0.000	0.000	18.20	0.00	0.00	18.200	1.600	19.8	456.9	8.50	9,816
Added	S	010	Round	Sherven's	22.900	0.000	0.000	30.00	0.00	0.00	30.000	0.000	30.0	331.1	7.50	10,678
Added	S	011	Peaked	Sherven's	23.940	0.000	0.000	29.40	0.00	0.00	29.400	1.400	30.8	361.8	7.80	12,012
Added	S	012	Peaked	Sherven's	35.900	0.000	0.000	24.60	0.00	0.00	24.600	2.200	26.8	813.7	10.0	23,988
Added	S	013	Peaked	Sherven's	35.900	0.000	0.000	24.60	0.00	0.00	24.600	2.200	26.8	813.7	10.0	23,988
Added	S	014	Peaked	Sherven's	41.850	0.000	0.000	28.25	0.00	0.00	28.250	2.500	30.8	1105.8	10.0	37,465

Client ID: 2743

## NDPSC Bin Capacity Chart

07/02/2014 01:57:37 PM

Exam Date:04/01/2014

Richland IFC  
100 10th Street North  
Breckenridge , MN  
County:

Page: 4

Examiner: 1

Status	Section	Bin Number	Bin Type	Base Point	Diameter or Bu/Ft (Irreg).	Length	Width	Side wall	Add for Hopper	Ded. for Obst.	Effective Depth	Add for Peak	Depth for Capac.	Bushels per Foot	Base Pack%	Bushel Capacity with Pack
--------	---------	------------	----------	------------	-------------------------------	--------	-------	--------------	----------------------	----------------------	--------------------	--------------------	------------------------	------------------------	---------------	------------------------------

## Facility: Dwight

### Section: S

Added	S	015	Peaked	Sherven's	41.850	0.000	0.000	28.25	0.00	0.00	28.250	2.500	30.8	1105.8	10.0	37,465
Added	S	016	Peaked	Sherven's	41.850	0.000	0.000	28.25	0.00	0.00	28.250	2.500	30.8	1105.8	10.0	37,465
Added	S	017	Peaked	Sherven's	41.850	0.000	0.000	28.25	0.00	0.00	28.250	2.500	30.8	1105.8	10.0	37,465
Added	S	018	Peaked	Sherven's	30.000	0.000	0.000	21.40	0.00	0.00	21.400	1.800	23.2	568.2	9.00	14,368
Added	S	019	Peaked	Sherven's	30.000	0.000	0.000	21.40	0.00	0.00	21.400	1.800	23.2	568.2	9.00	14,368

Bin count: 19

Facility: Dwight Section: S Total: 333,147

To Even: 334,000

**Overall Licensed Bin Capacity for:**

Richland IFC

Bin count: 61

**Licensed Capacity:**  
(includes pack)

590,179 Bu.

**Licensed Capacity (to even):**  
(includes pack and section totals are rounded up to next highest 1000)

592,000 Bu.