

Exam Date: 03/25/2014

Taft Elevator, A Div. of Rahr Malting Co

Page: 1

Examiner: 1

800 West 1st Avenue

Shakopee, MN

County:

Phone: 612-746-4518

CCC Number:

Location/Container Numbers/Comments	Section	Capacity
PART A - ADDITIONAL SPACE TO BE INCLUDED UNDER LICENSE		
034	D	601,407
035	D	601,407
036	D	601,407
	Total:	1,804,221
PART B - SPACE TO BE DELETED UNDER LICENSE		
<NO BINS DELETED>		
	Total:	0
PART C - ALL SPACE TO BE INCLUDED UNDER LICENSE		
	A	5,573,000
	D	4,949,000
	Total:	10,522,000
PART D - TOTAL CAPACITY BY FUNCTIONAL UNIT		
Amenia 270	D	4,949,000
Taft 1089	A	5,573,000
	Total:	10,522,000

NDPSC Bin Capacity Chart

Exam Date:03/25/2014

Taft Elevator, A Div. of Rahr Malting Co
800 West 1st Avenue
Shakopee , MN
County:

Page: 1

Examiner: 1

Status	Section	Bin Number	Bin Type	Base Point	Diameter or Bu/Ft (Irreg).		Side wall	Add for Hopper	Ded. for Obst.	Effective Depth	Add for Peak	Depth for Capac.	Bushels per Foot	Base Pack%	Bushel Capacity with Pack	
					Length	Width										
	A	001	Square	floor over bins	51.400	8.000	8.000	54.00	3.00	0.00	57.000	0.000	57.0	51.4	4.50	3,062
	A	002	Square	floor over bins	51.400	8.000	8.000	54.00	3.00	0.00	57.000	0.000	57.0	51.4	4.50	3,062
	A	003	Square	floor over bins	51.400	8.000	8.000	54.00	3.00	0.00	57.000	0.000	57.0	51.4	4.50	3,062
	A	004	Square	floor over bins	51.400	8.000	8.000	54.00	3.00	0.00	57.000	0.000	57.0	51.4	4.50	3,062
	A	005	Square	floor over bins	51.400	8.000	8.000	54.00	3.00	0.00	57.000	0.000	57.0	51.4	4.50	3,062
	A	006	Square	floor over bins	51.400	8.000	8.000	54.00	3.00	0.00	57.000	0.000	57.0	51.4	4.50	3,062
	A	007	Square	floor over bins	51.400	8.000	8.000	64.00	3.00	0.00	67.000	0.000	67.0	51.4	4.50	3,599
	A	008	Square	floor over bins	51.400	8.000	8.000	64.00	3.00	0.00	67.000	0.000	67.0	51.4	4.50	3,599
	A	009	Square	floor over bins	51.400	8.000	8.000	64.00	3.00	0.00	67.000	0.000	67.0	51.4	4.50	3,599
	A	010	Square	floor over bins	51.400	8.000	8.000	64.00	3.00	0.00	67.000	0.000	67.0	51.4	4.50	3,599
	A	011	Square	floor over bins	51.400	8.000	8.000	64.00	3.00	0.00	67.000	0.000	67.0	51.4	4.50	3,599
	A	012	Square	floor over bins	51.400	8.000	8.000	64.00	3.00	0.00	67.000	0.000	67.0	51.4	4.50	3,599
	A	218	Round	Hopper bottom bins, flat top	16.000	0.000	0.000	33.50	2.20	0.00	35.700	0.000	35.7	161.6	5.80	6,104
	A	219	Round	Hopper bottom bins, flat top	16.000	0.000	0.000	33.50	2.20	0.00	35.700	0.000	35.7	161.6	5.80	6,104
	A	220	Round	Hopper bottom bins, flat	16.000	0.000	0.000	33.50	2.20	0.00	35.700	0.000	35.7	161.6	5.80	6,104
	A	221	Round	Hopper bottom bins, flat top	16.000	0.000	0.000	33.50	2.20	0.00	35.700	0.000	35.7	161.6	5.80	6,104
	A	222	Round	Hopper bottom bins, flat	16.000	0.000	0.000	33.50	2.20	0.00	35.700	0.000	35.7	161.6	5.80	6,104
	A	223	Round	Hopper bottom bins, flat top	16.000	0.000	0.000	33.50	2.20	0.00	35.700	0.000	35.7	161.6	5.80	6,104
	A	224	Round	Hopper bottom bins, flat top	16.000	0.000	0.000	33.50	2.20	0.00	35.700	0.000	35.7	161.6	5.80	6,104
	A	225	Round	Hopper bottom bins, flat top	16.000	0.000	0.000	33.50	2.20	0.00	35.700	0.000	35.7	161.6	5.80	6,104
	A	226	Peaked	eave at sidewall	36.000	0.000	0.000	29.60	0.00	0.00	29.600	2.200	31.8	818.2	10.0	28,621
	A	227	Peaked	eave at sidewall	36.000	0.000	0.000	29.60	0.00	0.00	29.600	2.200	31.8	818.2	10.0	28,621
	A	228	Peaked	Sidewall 44.4 - hopper	30.000	0.000	0.000	44.40	4.80	0.00	49.200	1.800	51.0	568.2	9.00	31,586

Section: A

NDPSC Bin Capacity Chart

Exam Date:03/25/2014

Taft Elevator, A Div. of Rahr Malting Co
 800 West 1st Avenue
 Shakopee , MN
 County:

Examiner: 1

Status	Section	Bin Number	Bin Type	Base Point	Diameter or Bu/Ft (Irreg.)			Side wall	Add for Hopper	Ded. for Obst.	Effective Depth	Add for Peak	Depth for Capac.	Bushels per Foot	Base Pack%	Bushel Capacity with Pack
					Length	Width	Height									
	A	229	Peaked	Sidewall 44.4 - hopper	30.000	0.000	0.000	44.40	4.80	0.00	49.200	1.800	51.0	568.2	9.00	31,586
	A	230	Peaked	Sidewall 44.4 - hopper	30.000	0.000	0.000	44.40	4.80	0.00	49.200	1.800	51.0	568.2	9.00	31,586
	A	231	Peaked	Sidewall 44.4 - hopper	30.000	0.000	0.000	44.40	4.80	0.00	49.200	1.800	51.0	568.2	9.00	31,586
	A	232	Peaked	Sidewall 44.4 - hopper	30.000	0.000	0.000	44.40	4.80	0.00	49.200	1.800	51.0	568.2	9.00	31,586
	A	233	Peaked	Zero point is eave	35.800	0.000	0.000	58.80	0.00	0.00	58.800	2.100	60.9	809.2	10.0	54,208
	A	234	Peaked	Zero point is eave	47.800	0.000	0.000	58.80	0.00	0.00	58.800	2.900	61.7	1442.5	10.0	97,902
	A	235	Peaked	Zero point is eave	47.800	0.000	0.000	62.50	0.00	0.00	62.500	2.900	65.4	1442.5	10.0	103,774
	A	236	Peaked	Zero point is eave	54.000	0.000	0.000	66.60	0.00	0.00	66.600	3.800	70.4	1841.0	10.0	142,567
	A	237	Peaked	Zero point is eave	54.000	0.000	0.000	66.60	0.00	0.00	66.600	3.800	70.4	1841.0	10.0	142,567
	A	238	Peaked	Zero point is eave	54.000	0.000	0.000	66.60	0.00	0.00	66.600	3.800	70.4	1841.0	10.0	142,567
	A	339	Square	roof top - 9.5' hppr	0.000	8.000	8.000	59.00	3.20	0.00	62.200	0.000	62.2	51.4	4.50	3,341
	A	340	Square	roof top - 9.5' hppr	0.000	8.000	8.000	59.00	3.20	0.00	62.200	0.000	62.2	51.4	4.50	3,341
	A	341	Square	roof top - 9.5' hppr	0.000	8.000	8.000	59.00	3.20	0.00	62.200	0.000	62.2	51.4	4.50	3,341
	A	342	Square	roof top - 9.5' hppr	0.000	8.000	8.000	59.00	3.20	0.00	62.200	0.000	62.2	51.4	4.50	3,341
	A	343	Square	roof top 9.5' hppr	0.000	8.000	8.000	59.00	3.20	0.00	62.200	0.000	62.2	51.4	4.50	3,341
	A	344	Square	roof top - 9.5' hppr	0.000	8.000	8.000	59.00	3.20	0.00	62.200	0.000	62.2	51.4	4.50	3,341
	A	345	Square	roof top - 9.5' hppr	0.000	8.000	8.000	59.00	3.20	0.00	62.200	0.000	62.2	51.4	4.50	3,341
	A	346	Square	roof top - 9.5' hppr	0.000	8.000	8.000	59.00	3.20	0.00	62.200	0.000	62.2	51.4	4.50	3,341
	A	347	Square	roof top - 9.5' hppr	0.000	8.000	8.000	59.00	3.20	0.00	62.200	0.000	62.2	51.4	4.50	3,341
	A	348	Square	roof top - 9.5' hppr	0.000	8.000	8.000	59.00	3.20	0.00	62.200	0.000	62.2	51.4	4.50	3,341
	A	349	Square	roof top - 9.5' hppr	0.000	8.000	8.000	59.00	3.20	0.00	62.200	0.000	62.2	51.4	4.50	3,341
	A	350	Square	roof top - 9.5' hppr	0.000	8.000	8.000	59.00	3.20	0.00	62.200	0.000	62.2	51.4	4.50	3,341
	A	351	Peaked	Zero pint is top of sidewall	75.000	0.000	0.000	66.60	0.00	0.00	66.600	5.300	71.9	3551.3	10.0	280,872

NDPSC Bin Capacity Chart

Exam Date:03/25/2014

Taft Elevator, A Div. of Rahr Malting Co
 800 West 1st Avenue
 Shakopee , MN
 County:

Examiner: 1

Status	Section	Bin Number	Bin Type	Base Point	Diameter or Bu/Ft (Irreg.)		Side wall	Add for Hopper	Ded. for Obst.	Effective Depth	Add for Peak	Depth for Capac.	Bushels per Foot	Base Pack%	Bushel Capacity with Pack
					Length	Width									
A	352	Peaked	Zero pint is top of sidewall	75.000	0.000	0.000	66.60	0.00	0.00	66.600	5.300	71.9	3551.3	10.0	280,872
A	353	Peaked	Zero pint is top of sidewall	75.000	0.000	0.000	66.60	0.00	0.00	66.600	5.300	71.9	3551.3	10.0	280,872
A	354	Peaked	Zero pint is top of sidewall	75.000	0.000	0.000	66.60	0.00	0.00	66.600	5.300	71.9	3551.3	10.0	280,872
A	355	Peaked	Zero pint is top of sidewall	75.000	0.000	0.000	66.60	0.00	0.00	66.600	5.300	71.9	3551.3	10.0	280,872
A	356	Peaked	Zero pint is top of sidewall	75.000	0.000	0.000	66.60	0.00	0.00	66.600	5.300	71.9	3551.3	10.0	280,872
A	357	Peaked	Zero pint is top of sidewall	75.000	0.000	0.000	66.60	0.00	0.00	66.600	5.300	71.9	3551.3	10.0	280,872
A	358	Peaked	Zero pint is top of sidewall	75.000	0.000	0.000	66.60	0.00	0.00	66.600	5.300	71.9	3551.3	10.0	280,872
A	359	Peaked	Zero pint is top of sidewall	75.000	0.000	0.000	66.60	0.00	0.00	66.600	5.300	71.9	3551.3	10.0	280,872
A	360	Peaked	Zero pint is top of sidewall	75.000	0.000	0.000	66.60	0.00	0.00	66.600	5.300	71.9	3551.3	10.0	280,872
A	361	Peaked	Zero pint is top of sidewall	75.000	0.000	0.000	66.60	0.00	0.00	66.600	5.300	71.9	3551.3	10.0	280,872
A	362	Peaked	Zero pint is top of sidewall	75.000	0.000	0.000	66.60	0.00	0.00	66.600	5.300	71.9	3551.3	10.0	280,872
A	363	Peaked	Zero pint is top of sidewall	75.000	0.000	0.000	66.60	0.00	0.00	66.600	5.300	71.9	3551.3	10.0	280,872
A	364	Peaked	Zero pint is top of sidewall	75.000	0.000	0.000	66.60	0.00	0.00	66.600	5.300	71.9	3551.3	10.0	280,872
A	365	Peaked	Zero pint is top of sidewall	75.000	0.000	0.000	66.60	0.00	0.00	66.600	5.300	71.9	3551.3	10.0	280,872
A	366	Peaked	Zero pint is top of sidewall	75.000	0.000	0.000	66.60	0.00	0.00	66.600	5.300	71.9	3551.3	10.0	280,872
A	401	Peaked	Zero pint is eave	36.000	0.000	0.000	25.90	0.00	0.00	25.900	2.200	28.1	818.2	10.0	25,290
A	402	Peaked	Zero pint is eave	36.000	0.000	0.000	25.90	0.00	0.00	25.900	2.200	28.1	818.2	10.0	25,290

Bin count: 63

Facility: Taft Section: A Total: **5,572,179**

To Even: **5,573,000**

Section: D

D	001	Round	floor over bins	20.000	0.000	0.000	66.00	0.00	0.00	66.000	0.000	66.0	252.5	6.50	17,748
D	002	Round	floor over bins	20.000	0.000	0.000	66.00	0.00	0.00	66.000	0.000	66.0	252.5	6.50	17,748

NDPSC Bin Capacity Chart

Exam Date:03/25/2014

Taft Elevator, A Div. of Rahr Malting Co
800 West 1st Avenue
Shakopee , MN
County:

Page: 4

Examiner: 1

Status	Section	Bin Number	Bin Type	Base Point	Diameter or Bu/Ft (Irreg).		Side wall	Add for Hopper	Ded. for Obst.	Effective Depth	Add for Peak	Depth for Capac.	Bushels per Foot	Base Pack%	Bushel Capacity with Pack	
					Length	Width										
	D	003	Round	floor over bins	20.000	0.000	0.000	66.00	0.00	0.00	66.000	0.000	66.0	252.5	6.50	17,748
	D	004	Round	floor over bins	20.000	0.000	0.000	66.00	0.00	0.00	66.000	0.000	66.0	252.5	6.50	17,748
	D	005	Round	floor over bins	20.000	0.000	0.000	66.00	0.00	0.00	66.000	0.000	66.0	252.5	6.50	17,748
	D	006	Round	floor over bins	20.000	0.000	0.000	66.00	0.00	0.00	66.000	0.000	66.0	252.5	6.50	17,748
	D	007	Irregular	floor over bins	89.000	0.000	0.000	66.00	0.00	0.00	66.000	0.000	66.0	89.0	5.80	6,215
	D	008	Irregular	floor over bins	80.000	0.000	0.000	61.00	0.00	0.00	61.000	0.000	61.0	80.0	5.50	5,148
	D	009	Irregular	floor over bins	89.000	0.000	0.000	66.00	0.00	0.00	66.000	0.000	66.0	89.0	5.80	6,215
	D	010	Irregular	floor over bins	89.000	0.000	0.000	66.00	0.00	0.00	66.000	0.000	66.0	89.0	5.80	6,215
	D	011	Irregular	floor over bins	80.000	0.000	0.000	61.00	0.00	0.00	61.000	0.000	61.0	80.0	5.50	5,148
	D	012	Irregular	floor over bins	89.000	0.000	0.000	66.00	0.00	0.00	66.000	0.000	66.0	89.0	5.80	6,215
	D	013	Round	floor over bins	38.500	0.000	0.000	64.50	0.00	0.00	64.500	0.000	64.5	935.8	10.0	66,395
	D	021	Peaked	top of sidewall	48.000	0.000	0.000	59.50	0.00	0.00	59.500	3.400	62.9	1454.6	10.0	100,643
	D	022	Peaked	top of sidewall	48.000	0.000	0.000	59.50	0.00	0.00	59.500	3.400	62.9	1454.6	10.0	100,643
	D	023	Peaked	top of sidewall	59.800	0.000	0.000	77.00	0.00	0.00	77.000	4.200	81.2	2257.7	10.0	201,658
	D	024	Peaked	top of sidewall	59.800	0.000	0.000	77.00	0.00	0.00	77.000	4.200	81.2	2257.7	10.0	201,658
	D	025	Peaked	top of sidewall	59.800	0.000	0.000	77.00	0.00	0.00	77.000	4.200	81.2	2257.7	10.0	201,658
	D	026	Peaked	top of sidewall	71.700	0.000	0.000	69.40	0.00	0.00	69.400	5.000	74.4	3245.7	10.0	265,628
	D	027	Peaked	top of sidewall	71.700	0.000	0.000	69.40	0.00	0.00	69.400	5.000	74.4	3245.7	10.0	265,628
	D	028	Peaked	top of sidewall	71.700	0.000	0.000	69.40	0.00	0.00	69.400	5.000	74.4	3245.7	10.0	265,628
	D	029	Peaked	top of sidewall	71.700	0.000	0.000	69.40	0.00	0.00	69.400	5.000	74.4	3245.7	10.0	265,628
	D	030	Peaked	top of sidewall	71.700	0.000	0.000	69.40	0.00	0.00	69.400	5.000	74.4	3245.7	10.0	265,628
	D	031	Peaked	top of sidewall	71.700	0.000	0.000	69.40	0.00	0.00	69.400	5.000	74.4	3245.7	10.0	265,628
	D	032	Peaked	top of sidewall	71.700	0.000	0.000	69.40	0.00	0.00	69.400	5.000	74.4	3245.7	10.0	265,628

Section: D

Client ID: 2710

NDPSC Bin Capacity Chart

09/05/2014 09:34:10 AM

Exam Date: 03/25/2014

Taft Elevator, A Div. of Rahr Malting Co
800 West 1st Avenue
Shakopee, MN
County:

Page: 5

Examiner: 1

Status	Section	Bin Number	Bin Type	Base Point	Diameter or Bu/Ft (Irreg.)	Length	Width	Side wall	Add for Hopper	Ded. for Obst.	Effective Depth	Add for Peak	Depth for Capac.	Bushels per Foot	Base Pack%	Bushel Capacity with Pack
--------	---------	------------	----------	------------	-------------------------------	--------	-------	--------------	----------------------	----------------------	--------------------	--------------------	------------------------	------------------------	---------------	------------------------------

Section: D

	D	033	Peaked	top of sidewall	71.700	0.000	0.000	69.40	0.00	0.00	69.400	5.000	74.4	3245.7	10.0	265,628
Added	D	034	Peaked	top of sidewall	104.50	0.000	0.000	72.00	0.00	0.00	72.000	7.300	79.3	6894.5	10.0	601,407
Added	D	035	Peaked	top of sidewall	104.50	0.000	0.000	72.00	0.00	0.00	72.000	7.300	79.3	6894.5	10.0	601,407
Added	D	036	Peaked	top of sidewall	104.50	0.000	0.000	72.00	0.00	0.00	72.000	7.300	79.3	6894.5	10.0	601,407
	D	101-N	Peaked	top of sidewall	14.500	0.000	0.000	15.00	2.00	0.00	17.000	0.900	17.9	132.7	5.50	2,506
	D	101-S	Peaked	top of sidewall	14.500	0.000	0.000	15.00	2.00	0.00	17.000	0.900	17.9	132.7	5.50	2,506

Bin count: 31

Facility: Amenia Section: D Total: 4,948,556

To Even: 4,949,000

Overall Licensed Bin Capacity for:

Taft Elevator, A Div. of Rahr Malting Co

Bin count: 94

Licensed Capacity:
(includes pack)

10,520,735 Bu.

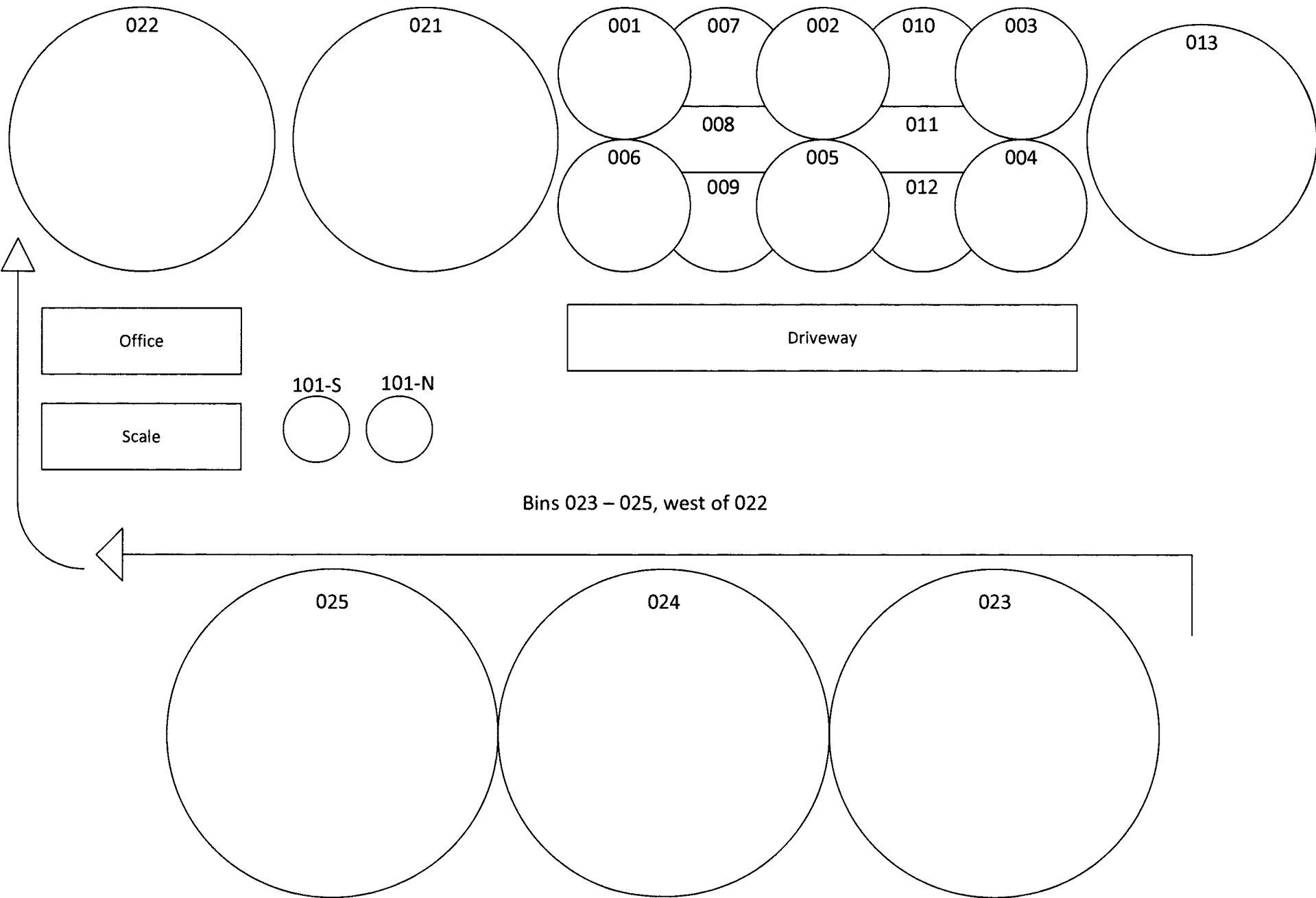
Licensed Capacity (to even):
(includes pack and section totals are rounded up to next highest 1000)

10,522,000 Bu.

Taft Elevator / Rahr Malting Co.

Amenia Site

Section D



022

021

001

007

002

010

003

013

008

011

006

009

005

012

004

Office

Driveway

Scale

101-S

101-N

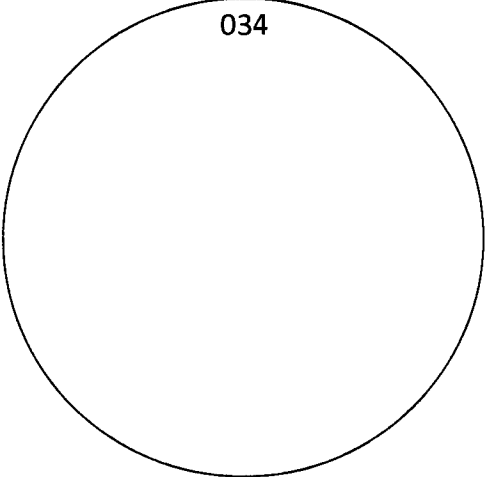
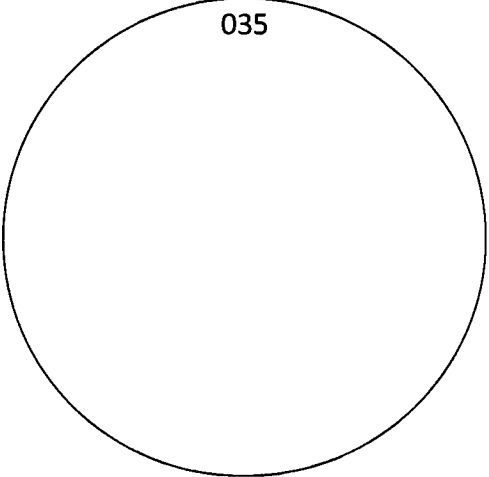
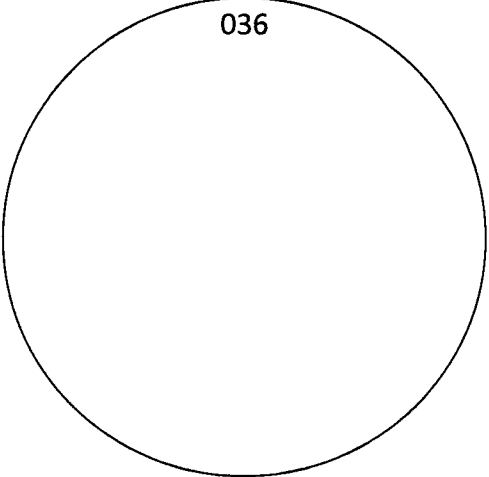
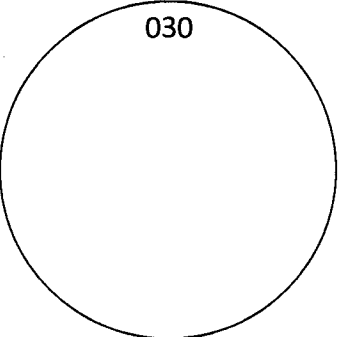
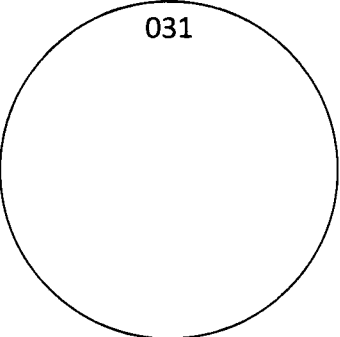
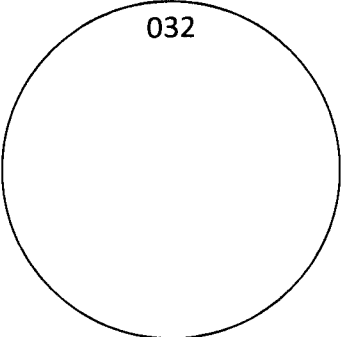
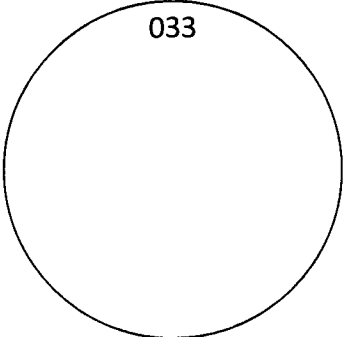
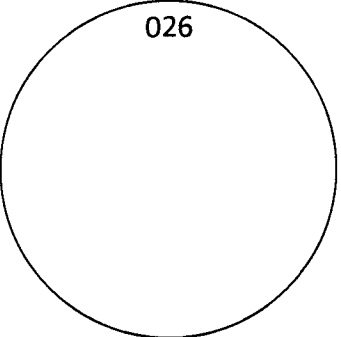
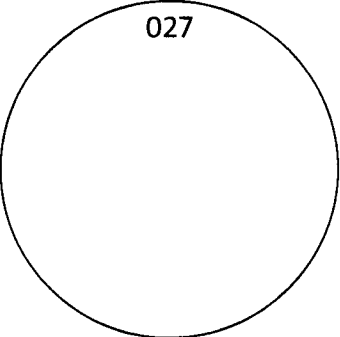
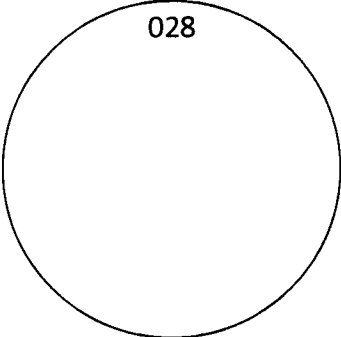
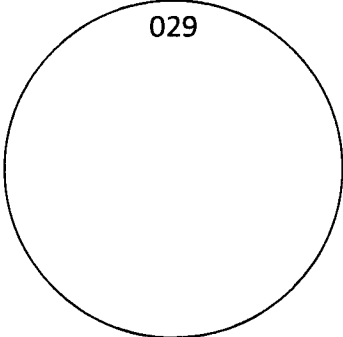
Bins 023 – 025, west of 022

025

024

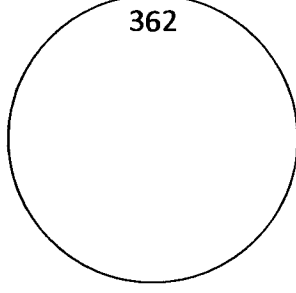
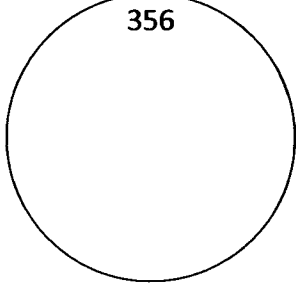
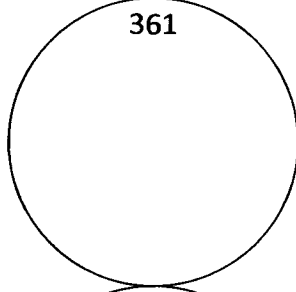
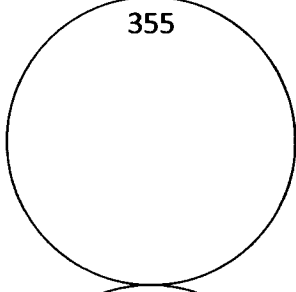
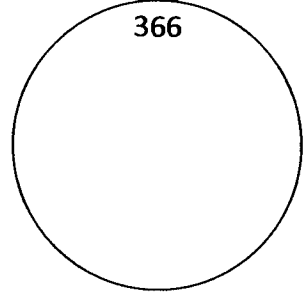
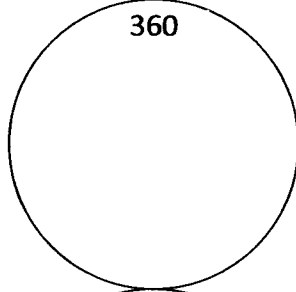
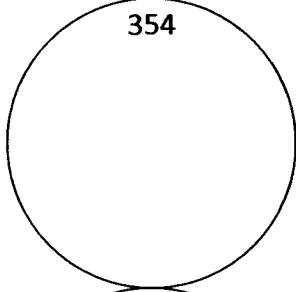
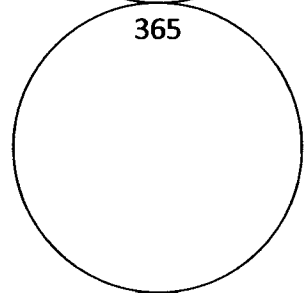
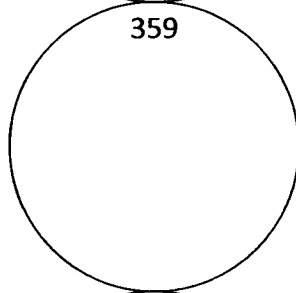
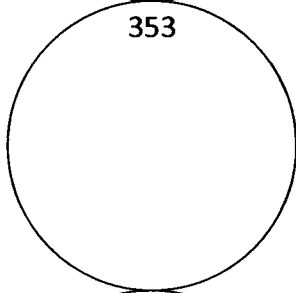
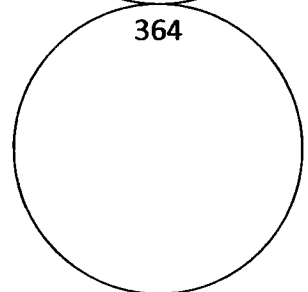
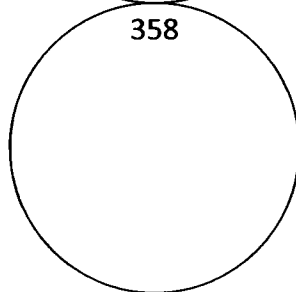
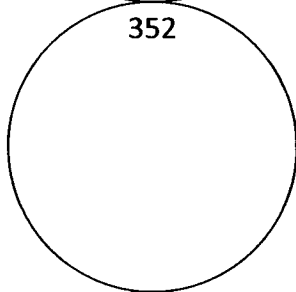
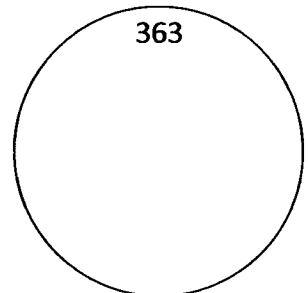
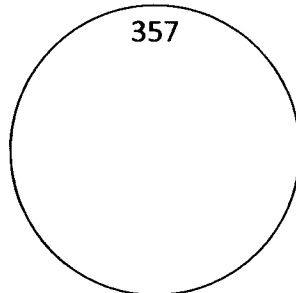
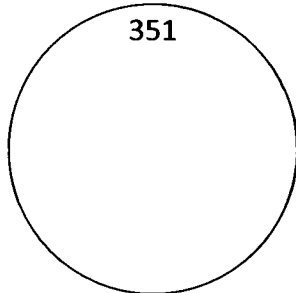
023

Taft Elevator / Rahr Malting Co
Amenia, ND
Section D – east bins

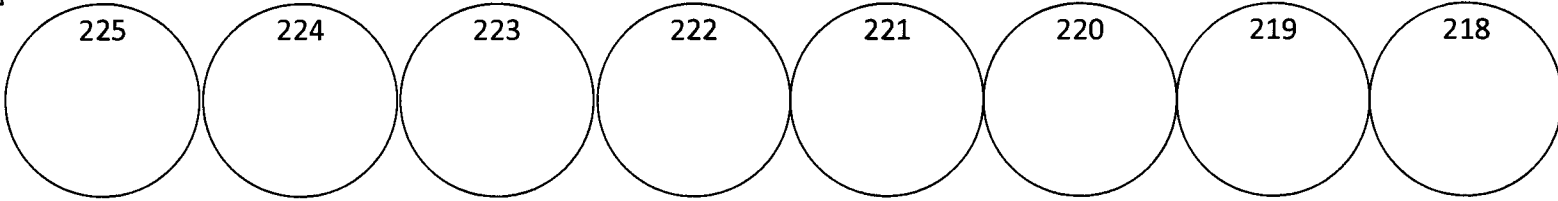
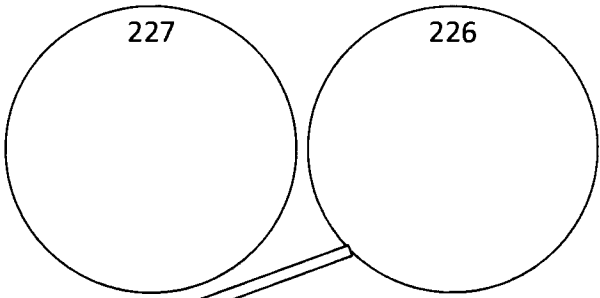


N
O
R
T
H

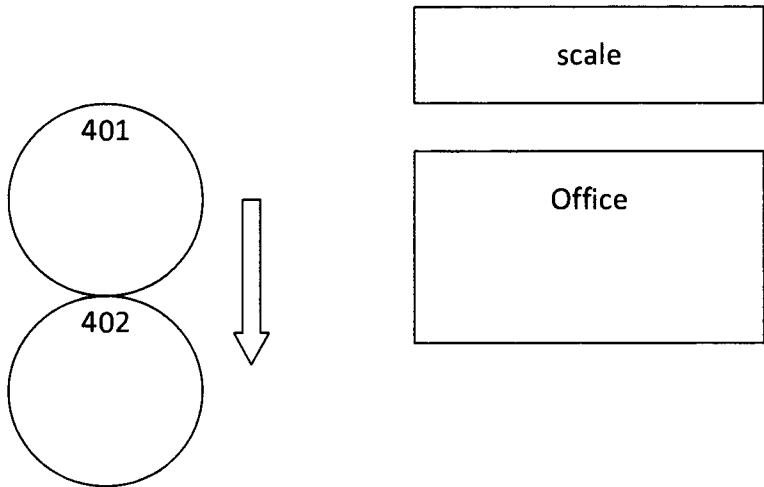
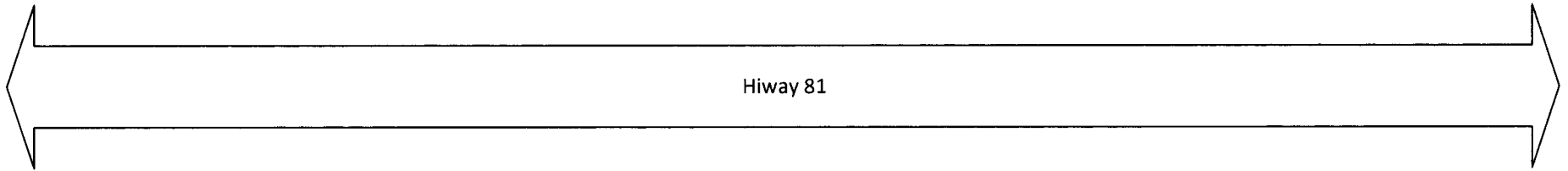
Taft Elevator / Rahr Malting Co.
Taft, ND
Section A – east of Hwy



Taft Elevator / Rahr Malting Co.
Taft, ND
Section A - south



01	02	03
04	05	06
07	08	09
10	11	12



339	340	341
342	343	344
345	346	347
348	349	350

Taft Elevator / Rahr Malting Co.
Taft, ND
Section A - north

