

Exam Date:08/06/2014

Fessenden Cooperative Association

Page: 1

Examiner: 2

PO Box 126

Fessenden , ND

County:

Phone: 701-547-3291

CCC Number:

Location/Container Numbers/Comments	Section	Capacity
PART A - ADDITIONAL SPACE TO BE INCLUDED UNDER LICENSE		
ground	I-G	49,235
500	K	842,478
	Total:	891,713

PART B - SPACE TO BE DELETED UNDER LICENSE

004 T	K	3,352
004 B	K	1,861
005 T	K	3,084
005 B	K	1,843
006	K	1,418
007 T	K	3,178
007 B	K	1,843
009	K	3,287
010 T	K	3,102
010 B	K	1,861
011	K	3,287
012 T	K	768
012 B	K	2,188
013 T	K	937
013 B	K	2,559
014	K	3,652
017	K	3,212
018	K	1,687
019	K	3,287
020 T	K	301
020 B	K	1,134
021	K	1,579
022	K	3,486
023	K	3,239
024 T	K	325
024 B	K	1,254
025	K	3,322
101	K	83,118
102	K	83,118
103	K	83,118
104	K	83,118
201 T	K	9,958
201 B	K	683
202 T	K	9,820
202 B	K	683
203 T	K	11,344
203 B	K	813

Exam Date:08/06/2014

Fessenden Cooperative Association

Page: 1

Examiner: 2

PO Box 126

Fessenden , ND

County:

Phone: 701-547-3291

CCC Number:

Location/Container Numbers/Comments	Section	Capacity
PART A - ADDITIONAL SPACE TO BE INCLUDED UNDER LICENSE		
ground	I-G	49,235
500	K	842,478
	Total:	891,713

PART B - SPACE TO BE DELETED UNDER LICENSE

004 T	K	3,352
004 B	K	1,861
005 T	K	3,084
005 B	K	1,843
006	K	1,418
007 T	K	3,178
007 B	K	1,843
009	K	3,287
010 T	K	3,102
010 B	K	1,861
011	K	3,287
012 T	K	768
012 B	K	2,188
013 T	K	937
013 B	K	2,559
014	K	3,652
017	K	3,212
018	K	1,687
019	K	3,287
020 T	K	301
020 B	K	1,134
021	K	1,579
022	K	3,486
023	K	3,239
024 T	K	325
024 B	K	1,254
025	K	3,322
101	K	83,118
102	K	83,118
103	K	83,118
104	K	83,118
201 T	K	9,958
201 B	K	683
202 T	K	9,820
202 B	K	683
203 T	K	11,344
203 B	K	813

Location/Container Numbers/Comments	Section	Capacity
204 T	K	11,184
204 B	K	813
205 T	K	10,240
205 B	K	689
206 T	K	10,102
206 B	K	689
207 T	K	11,344
207 B	K	813
208 T	K	11,184
208 B	K	813
209 T	K	9,958
209 B	K	671
210 T	K	9,820
210 B	K	671
Total:		505,810

PART C - ALL SPACE TO BE INCLUDED UNDER LICENSE

1A	562,000	
1B	133,000	
A	1,627,000	
C	238,000	
D	1,464,000	
G	551,000	
I	167,000	
I-G	50,000	
J	205,000	
K	2,914,000	
K-G	499,000	
L	680,000	
Total:		9,090,000

PART D - TOTAL CAPACITY BY FUNCTIONAL UNIT

Carrington 1080	J K K-G	3,618,000
Esmond 308	G	551,000
Fessenden 307	1A 1B A	2,322,000
Hamberg 312	D I I-G	1,681,000
Heimdal 311	C	238,000
New Rockford 1140	L	680,000
Total:		9,090,000

Location/Container Numbers/Comments	Section	Capacity
204 T	K	11,184
204 B	K	813
205 T	K	10,240
205 B	K	689
206 T	K	10,102
206 B	K	689
207 T	K	11,344
207 B	K	813
208 T	K	11,184
208 B	K	813
209 T	K	9,958
209 B	K	671
210 T	K	9,820
210 B	K	671
Total:		505,810

PART C - ALL SPACE TO BE INCLUDED UNDER LICENSE

1A	562,000	
1B	133,000	
A	1,627,000	
C	238,000	
D	1,464,000	
G	551,000	
I	167,000	
I-G	50,000	
J	205,000	
K	2,914,000	
K-G	499,000	
L	680,000	
Total:		9,090,000

PART D - TOTAL CAPACITY BY FUNCTIONAL UNIT

Carrington 1080	J K K-G	3,618,000
Esmond 308	G	551,000
Fessenden 307	1A 1B A	2,322,000
Hamberg 312	D I I-G	1,681,000
Heimdal 311	C	238,000
New Rockford 1140	L	680,000
Total:		9,090,000

Exam Date:08/06/2014

Fessenden Cooperative Association

Page: 1

Examiner: 2

PO Box 126
Fessenden, ND
County:

Status	Section	Bin Number	Bin Type	Base Point	Diameter or Bu/Ft (Irreg.)	Length	Width	Side wall	Add for Hopper	Ded. for Obst.	Effective Depth	Add for Peak	Depth for Capac.	Bushels per Foot	Base Pack%	Bushel Capacity with Pack
--------	---------	------------	----------	------------	-------------------------------	--------	-------	--------------	----------------------	----------------------	--------------------	--------------------	------------------------	------------------------	---------------	------------------------------

Facility: Carrington

Section: K

K	401	Irregular	slab floor 9.9x9.7 less fillets		76.600	0.000	0.000	110.0	0.00	0.00	110.00	0.000	110.0	76.6	5.50	8,889
K	402	Irregular	slab floor 9.9x9.7 less fillets		76.600	0.000	0.000	110.0	0.00	0.00	110.00	0.000	110.0	76.6	5.50	8,889
K	403	Irregular	slab floor 10.9x9.1 less		79.100	0.000	0.000	109.5	0.00	0.00	109.50	0.000	109.5	79.1	5.50	9,137
K	404	Irregular	slab floor 9.1x10.9 less		79.100	0.000	0.000	109.5	0.00	0.00	109.50	0.000	109.5	79.1	5.50	9,137
K	405	Irregular	slab floor		46.900	0.000	0.000	138.0	0.00	0.00	138.00	0.000	138.0	46.9	4.00	6,731
K	406	Irregular	slab floor		46.900	0.000	0.000	138.0	0.00	0.00	138.00	0.000	138.0	46.9	4.00	6,731
K	407	Irregular	slab floor 10.9x9.1 less		79.100	0.000	0.000	109.5	0.00	0.00	109.50	0.000	109.5	79.1	5.50	9,137
K	408	Irregular	slab floor 9.1x10.9 less		79.100	0.000	0.000	109.5	0.00	0.00	109.50	0.000	109.5	79.1	5.50	9,137
K	409	Irregular	slab floor 9.9x9.7		76.600	0.000	0.000	110.0	0.00	0.00	110.00	0.000	110.0	76.6	5.50	8,889
K	410	Round	slab floor		30.000	0.000	0.000	128.5	0.00	0.00	128.50	0.000	128.5	568.2	9.00	79,585
K	411	Irregular	slab floor 9.9x9.7 less fillets		76.600	0.000	0.000	110.0	0.00	0.00	110.00	0.000	110.0	76.6	5.50	8,889
K	412	Irregular	slab floor		30.500	0.000	0.000	113.0	0.00	0.00	113.00	0.000	113.0	30.5	2.50	3,533
K	413	Irregular	slab floor		143.90	0.000	0.000	136.0	0.00	0.00	136.00	0.000	136.0	143.9	6.80	20,901
K	420	Round	slab floor		30.000	0.000	0.000	128.5	0.00	0.00	128.50	0.000	128.5	568.2	9.00	79,585
K	430	Round	slab floor		30.000	0.000	0.000	132.0	0.00	0.00	132.00	0.000	132.0	568.2	9.00	81,752
K	440	Round	slab floor		30.000	0.000	0.000	128.5	0.00	0.00	128.50	0.000	128.5	568.2	9.00	79,585
K	450	Round	slab floor		30.000	0.000	0.000	128.5	0.00	0.00	128.50	0.000	128.5	568.2	9.00	79,585
K	460	Round	slab floor		30.000	0.000	0.000	132.0	0.00	0.00	132.00	0.000	132.0	568.2	9.00	81,752
K	470	Round	slab floor		62.000	0.000	0.000	138.0	0.00	0.00	138.00	0.000	138.0	2426.9	10.0	368,403
K	480	Round	slab floor		62.000	0.000	0.000	138.0	0.00	0.00	138.00	0.000	138.0	2426.9	10.0	368,403
K	490	Peaked	top of sidewall		104.40	0.000	0.000	90.75	0.00	0.00	90.750	7.300	98.1	6881.3	10.0	742,562

Client ID: 851

NDPSC Bin Capacity Chart

08/06/2014 11:34:04 AM

Exam Date:08/06/2014

Fessenden Cooperative Association
PO Box 126
Fessenden , ND
County:

Page: 2

Examiner: 2

Status	Section	Bin Number	Bin Type	Base Point	Diameter or Bu/Ft (Irreg.)	Length	Width	Side wall	Add for Hopper	Ded. for Obst.	Effective Depth	Add for Peak	Depth for Capac.	Bushels per Foot	Base Pack%	Bushel Capacity with Pack
--------	---------	------------	----------	------------	-------------------------------	--------	-------	--------------	----------------------	----------------------	--------------------	--------------------	------------------------	------------------------	---------------	------------------------------

Facility: Carrington

Section: K

Added	K	500	Peaked	top of sidewall	104.40	0.000	0.000	104.0	0.00	0.00	104.00	7.300	111.3	6881.3	10.0	842,478			
		Bin count:														22	Facility: Carrington Section: K Total:		2,913,690
															To Even:		2,914,000		

Section: K-G

K-G	ground	Temporary	500,000 bu. ground	28.000	318.0	149.0	0.200	0.00	0.00	0.200	11.70	11.9	38088.4	10.0	498,577				
		Bin count:														1	Facility: Carrington Section: K-G Total:		498,577
															To Even:		499,000		

Overall Licensed Bin Capacity for:

Fessenden Cooperative Association

Bin count: 23

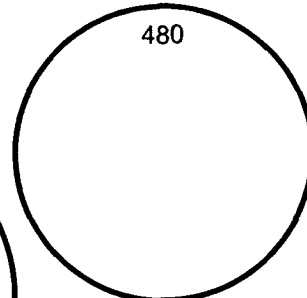
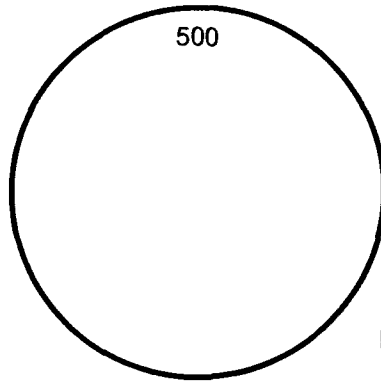
Licensed Capacity:
(includes pack)

9,083,944 Bu.

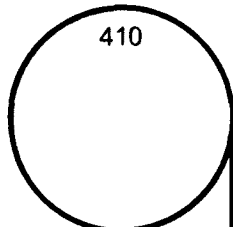
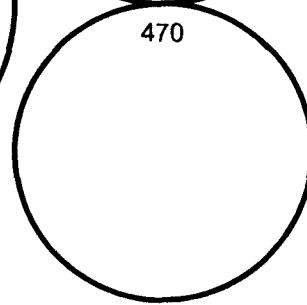
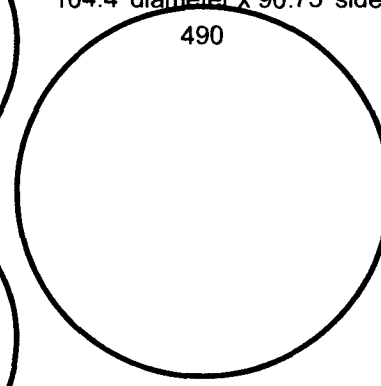
Licensed Capacity (to even):
(includes pack and section totals are rounded up to next highest 1000)

9,090,000 Bu.

New construction 2014
104.4' diameter x 104'sidewall

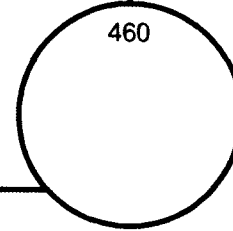
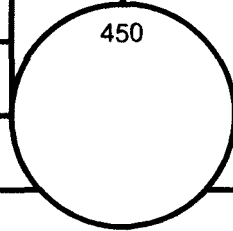
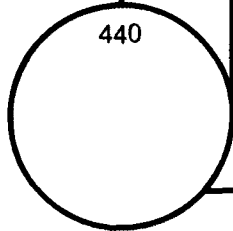
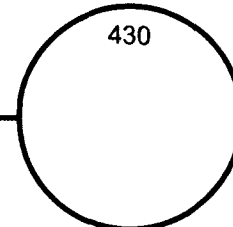
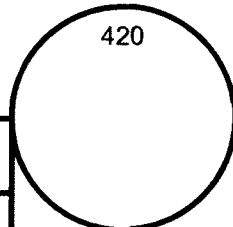


104.4' diameter x 90.75' sidewall



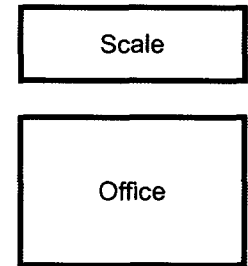
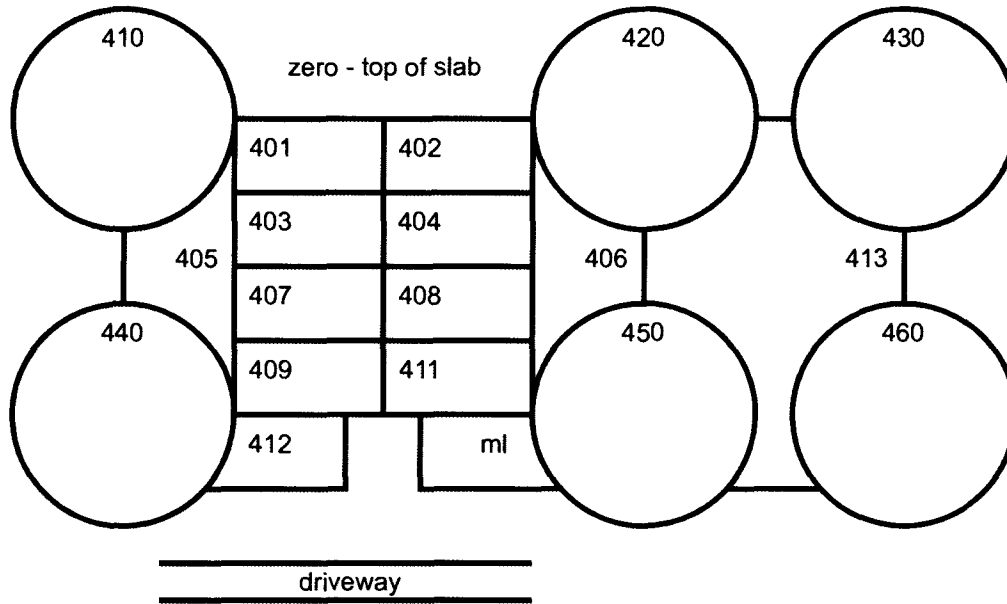
zero - top of slab

401	402
403	404
407	408
409	411



FESSENDEN CO-OP ASSOCIATION

SECTION K
CENTRAL CITY GRAIN
CARRINGTON ND



FESSENDEN CO-OP ASSOCIATION
SECTION K
CENTRAL CITY GRAIN
CARRINGTON ND

