

Exam Date:08/28/2014

Garske Elevator Company  
 121 Garske St  
 Webster , ND  
 County:  
 Phone: 701-395-4334  
 CCC Number:

Page: 1

Examiner: 1

Location/Container Numbers/Comments	Section	Capacity
<b>PART A - ADDITIONAL SPACE TO BE INCLUDED UNDER LICENSE</b>		
G113	A	11,841
G112	A	11,841
G111	A	35,798
G110	A	35,798
G109	A	35,798
		<b>Total:</b> 131,076
<b>PART B - SPACE TO BE DELETED UNDER LICENSE</b>		
<NO BINS DELETED>		
		<b>Total:</b> 0
<b>PART C - ALL SPACE TO BE INCLUDED UNDER LICENSE</b>		
	A	552,000
	C	14,000
		<b>Total:</b> 566,000
<b>PART D - TOTAL CAPACITY BY FUNCTIONAL UNIT</b>		
Garske 130	A C	566,000
		<b>Total:</b> 566,000

Exam Date:08/28/2014

Garske Elevator Company  
121 Garske St  
Webster, ND  
County:

Page: 1

Examiner: 1

Status	Section	Bin Number	Bin Type	Base Point	Diameter or Bu/Ft (Irreg).		Side wall	Add for Hopper	Ded. for Obst.	Effective Depth	Add for Peak	Depth for Capac.	Bushels per Foot	Base Pack%	Bushel Capacity with Pack
					Length	Width									

## Facility: Garske

### Section: A

A	00 NH	Peaked	top of sidewall		15.000	0.000	0.000	20.00	2.00	0.00	22.000	0.900	22.9	142.1	5.50	3,433
A	002 T	Irregular	floor over bins 6.5 x 9		37.000	0.000	0.000	10.00	0.00	0.00	10.000	0.000	10.0	37.0	3.00	381
A	002 B	Square	floor & top = 10'		0.000	6.500	9.000	39.00	0.00	0.00	39.000	0.000	39.0	47.0	4.00	1,906
A	003	Square	floor over bins		0.000	12.00	9.000	68.00	0.00	0.00	68.000	0.000	68.0	86.8	5.80	6,244
A	004	Square	floor over bins		0.000	12.00	11.00	69.00	0.00	0.00	69.000	0.000	69.0	106.1	6.20	7,775
A	006	Square	floor over bins		0.000	6.500	5.500	49.00	0.00	0.00	49.000	0.000	49.0	28.7	2.50	1,441
A	007 T	Square	floor over bins		0.000	12.00	5.500	50.00	0.00	0.00	50.000	0.000	50.0	53.1	4.50	2,774
A	007 B	Square	50' to bottom		0.000	12.00	10.00	18.00	0.00	0.00	18.000	0.000	18.0	96.5	6.00	1,841
A	008	Square	floor over bins		0.000	6.000	4.500	50.00	0.00	0.00	50.000	0.000	50.0	21.7	2.00	1,107
A	009	Square	floor over bins		0.000	6.000	4.500	50.00	0.00	0.00	50.000	0.000	50.0	21.7	2.00	1,107
A	010	Square	floor over bins		0.000	3.000	10.00	49.00	0.00	0.00	49.000	0.000	49.0	24.1	2.50	1,211
A	011	Square	floor over bins		0.000	6.500	5.500	49.00	0.00	0.00	49.000	0.000	49.0	28.7	2.50	1,441
A	012	Square	floor over bins		0.000	6.500	5.500	49.00	0.00	0.00	49.000	0.000	49.0	28.7	2.50	1,441
A	013 T	Square	floor over bins		0.000	4.000	4.500	27.00	0.00	0.00	27.000	0.000	27.0	14.5	2.00	400
A	013 B	Square	top = 27'		0.000	4.000	10.00	22.00	0.00	0.00	22.000	0.000	22.0	32.2	2.50	726
A	014	Square	floor over bins		0.000	4.000	5.500	27.00	0.00	0.00	27.000	0.000	27.0	17.7	2.00	488
A	015	Square	floor over bins		0.000	12.00	9.000	69.00	0.00	0.00	69.000	0.000	69.0	86.8	5.80	6,336
A	017	Square	floor over bins		0.000	12.00	5.500	45.00	0.00	0.00	45.000	0.000	45.0	53.1	4.50	2,498
A	018	Square	floor over bins		0.000	6.500	5.500	49.00	0.00	0.00	49.000	0.000	49.0	28.7	2.50	1,441
A	019	Square	floor over bins		0.000	6.500	5.500	50.00	0.00	0.00	50.000	0.000	50.0	28.7	2.50	1,471
A	021	Square	floor over bins		0.000	12.00	9.000	68.00	0.00	0.00	68.000	0.000	68.0	86.8	5.80	6,244

Exam Date:08/28/2014

Garske Elevator Company  
121 Garske St  
Webster, ND  
County:

Page: 2

Examiner: 1

Status	Section	Bin Number	Bin Type	Base Point	Diameter or Bu/Ft (Irreg).		Side wall	Add for Hopper	Ded. for Obst.	Effective Depth	Add for Peak	Depth for Capac.	Bushels per Foot	Base Pack%	Bushel Capacity with Pack
					Length	Width									

## Facility: Garske

### Section: A

A	022 SH	Peaked	top of sidewall		15.000	0.000	0.000	20.00	2.00	0.00	22.000	0.900	22.9	142.1	5.50	3,433
A	023 T	Irregular	floor over bins 6.5 x 9		37.000	0.000	0.000	10.00	0.00	0.00	10.000	0.000	10.0	37.0	3.00	381
A	023 B	Square	floor over bins top = 10'		0.000	6.500	9.000	39.00	0.00	0.00	39.000	0.000	39.0	47.0	4.00	1,906
A	201 T	Square	floor over bin		0.000	15.50	11.30	36.00	0.00	0.00	36.000	0.000	36.0	140.8	6.80	5,414
A	201 B	Square	36' to bottom		0.000	13.00	11.30	8.000	0.00	0.00	8.000	0.000	8.0	118.1	6.20	1,004
A	202 T	Square	floor over bin		0.000	15.50	11.60	36.00	0.00	0.00	36.000	0.000	36.0	144.5	6.80	5,556
A	202 B	Square	36' to bottom		0.000	13.00	11.60	8.000	0.00	0.00	8.000	0.000	8.0	121.2	6.50	1,033
A	203 T	Square	floor over bins		0.000	15.50	11.60	36.00	0.00	0.00	36.000	0.000	36.0	144.5	6.80	5,556
A	203 B	Square	36' to bottom		0.000	13.00	11.60	8.000	0.00	0.00	8.000	0.000	8.0	121.2	6.50	1,033
A	204 T	Square	floor over bin		0.000	15.50	11.60	36.00	0.00	0.00	36.000	0.000	36.0	144.5	6.80	5,556
A	204 B	Square	36' to bottom		0.000	13.00	11.60	8.000	0.00	0.00	8.000	0.000	8.0	121.2	6.50	1,033
A	205 T	Square	floor over bin		0.000	15.50	11.40	36.00	0.00	0.00	36.000	0.000	36.0	142.0	6.80	5,460
A	205 B	Square	36' to bottom		0.000	13.00	11.40	8.000	0.00	0.00	8.000	0.000	8.0	119.1	6.20	1,012
A	206 T	Square	floor over bin		0.000	15.50	11.40	36.00	0.00	0.00	36.000	0.000	36.0	142.0	6.80	5,460
A	206 B	Square	36' to bottom		0.000	13.00	11.40	8.000	0.00	0.00	8.000	0.000	8.0	119.1	6.20	1,012
A	207 T	Square	floor over bin		0.000	15.50	11.60	36.00	0.00	0.00	36.000	0.000	36.0	144.5	6.80	5,556
A	207 B	Square	36' to bottom		0.000	13.00	11.60	8.000	0.00	0.00	8.000	0.000	8.0	121.2	6.50	1,033
A	208 T	Square	floor over bin		0.000	15.50	11.60	36.00	0.00	0.00	36.000	0.000	36.0	144.5	6.80	5,556
A	208 B	Square	36' to bottom		0.000	13.00	11.60	8.000	0.00	0.00	8.000	0.000	8.0	121.2	6.50	1,033
A	209 T	Square	floor over bin		0.000	15.50	11.60	36.00	0.00	0.00	36.000	0.000	36.0	144.5	6.80	5,556
A	209 B	Square	36' to bottom		0.000	13.00	11.60	8.000	0.00	0.00	8.000	0.000	8.0	121.2	6.50	1,033

## NDPSC Bin Capacity Chart

Exam Date:08/28/2014

Garske Elevator Company  
121 Garske St  
Webster , ND  
County:

Examiner: 1

Status	Section	Bin Number	Bin Type	Base Point	Diameter or Bu/Ft (Irreg).		Side wall	Add for Hopper	Ded. for Obst.	Effective Depth	Add for Peak	Depth for Capac.	Bushels per Foot	Base Pack%	Bushel Capacity with Pack
					Length	Width									

# Facility: Garske

## Section: A

A	210 T	Square	floor over bin	0.000	15.50	11.30	36.00	0.00	0.00	36.000	0.000	36.0	140.8	6.80	5,414	
A	210 B	Square	36' to bottom	0.000	13.00	11.30	8.000	0.00	0.00	8.000	0.000	8.0	118.1	6.20	1,004	
A	300G1	Peaked	top of sidewall	35.900	0.000	0.000	38.70	0.00	0.00	38.700	2.200	40.9	813.7	10.0	36,608	
A	300G2	Peaked	top of sidewall	35.900	0.000	0.000	38.70	0.00	0.00	38.700	2.200	40.9	813.7	10.0	36,608	
A	300G3	Peaked	top of sidewall	35.900	0.000	0.000	40.00	0.00	0.00	40.000	2.200	42.2	813.7	10.0	37,772	
A	300G4	Peaked	top of sidewall	35.900	0.000	0.000	40.00	0.00	0.00	40.000	2.200	42.2	813.7	10.0	37,772	
A	300G5	Peaked	top of sidewall	35.900	0.000	0.000	40.00	0.00	0.00	40.000	2.200	42.2	813.7	10.0	37,772	
A	300G6	Peaked	top of sidewall	35.900	0.000	0.000	40.00	0.00	0.00	40.000	2.200	42.2	813.7	10.0	37,772	
A	300G7	Peaked	top of sidewall	35.900	0.000	0.000	38.70	0.00	0.00	38.700	2.200	40.9	813.7	10.0	36,608	
A	300G8	Peaked	top of sidewall	35.900	0.000	0.000	38.70	0.00	0.00	38.700	2.200	40.9	813.7	10.0	36,608	
Added	A	G109	Peaked	top of sidewall- check	30.000	0.000	0.000	56.00	0.00	0.00	56.000	1.800	57.8	568.2	9.00	35,798
Added	A	G110	Peaked	top of sidewall	30.000	0.000	0.000	56.00	0.00	0.00	56.000	1.800	57.8	568.2	9.00	35,798
Added	A	G111	Peaked	top of sidewall	30.000	0.000	0.000	56.00	0.00	0.00	56.000	1.800	57.8	568.2	9.00	35,798
Added	A	G112	Peaked	top of sidewall	18.000	0.000	0.000	50.75	2.70	0.00	53.450	1.100	54.6	204.6	6.00	11,841
Added	A	G113	Peaked	top of sidewall	18.000	0.000	0.000	50.75	2.70	0.00	53.450	1.100	54.6	204.6	6.00	11,841

Bin count: 57

**Facility: Garske Section: A Total: 551,336**

To Even: 552,000

Client ID: 937

## NDPSC Bin Capacity Chart

08/28/2014 11:40:47 AM

Exam Date: 08/28/2014

Garske Elevator Company  
 121 Garske St  
 Webster, ND  
 County:

Page: 4

Examiner: 1

Status	Section	Bin Number	Bin Type	Base Point	Diameter or Bu/Ft (Irreg.)	Length	Width	Side wall	Add for Hopper	Ded. for Obst.	Effective Depth	Add for Peak	Depth for Capac.	Bushels per Foot	Base Pack%	Bushel Capacity with Pack
--------	---------	------------	----------	------------	-------------------------------	--------	-------	--------------	----------------------	----------------------	--------------------	--------------------	------------------------	------------------------	---------------	------------------------------

## Facility: Garske

### Section: C

C	401	Peaked	top of sidewall get	18.000	0.000	0.000	13.60	0.00	0.00	13.600	1.100	14.7	204.6	6.00	3,188
C	402	Peaked	top of sidewall get	18.000	0.000	0.000	13.60	0.00	0.00	13.600	1.100	14.7	204.6	6.00	3,188
C	403	Peaked	top of sidewall get	18.000	0.000	0.000	13.60	0.00	0.00	13.600	1.100	14.7	204.6	6.00	3,188
C	404	Peaked	top of sidewall	15.000	0.000	0.000	10.00	2.20	0.00	12.200	0.900	13.1	142.1	5.50	1,964
C	405	Peaked	top of sidewall	15.000	0.000	0.000	10.00	2.20	0.00	12.200	0.900	13.1	142.1	5.50	1,964

Bin count: 5

Facility: Garske Section: C Total: 13,492

To Even: 14,000

**Overall Licensed Bin Capacity for:**

Garske Elevator Company

Bin count: 62

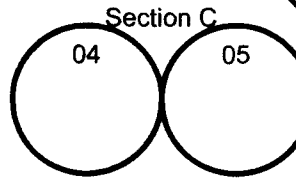
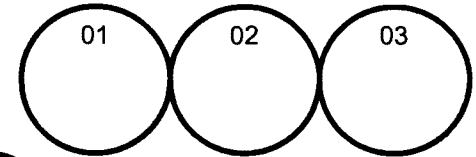
**Licensed Capacity:**  
 (includes pack)

564,828 Bu.

**Licensed Capacity (to even):**  
 (includes pack and section totals are  
 rounded up to next highest 1000)

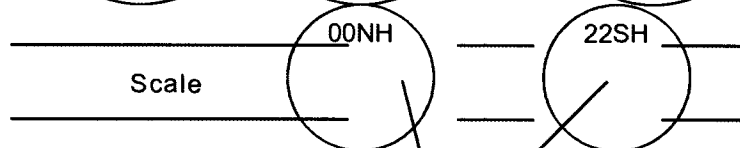
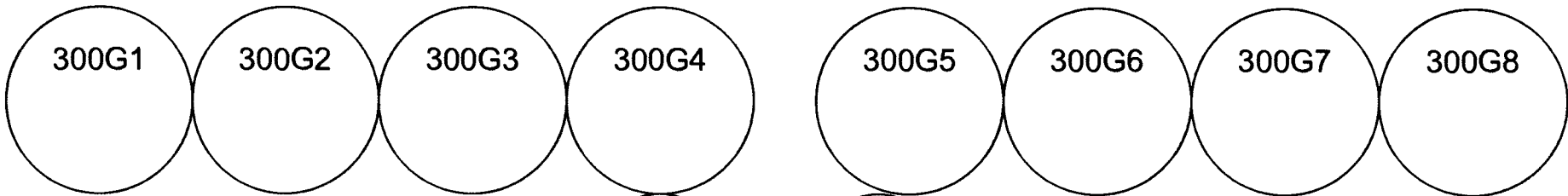
566,000 Bu.

GARSK ELEVATOR COMPANY  
 121 Garske St.  
 Webster ND 58382  
 corp #937



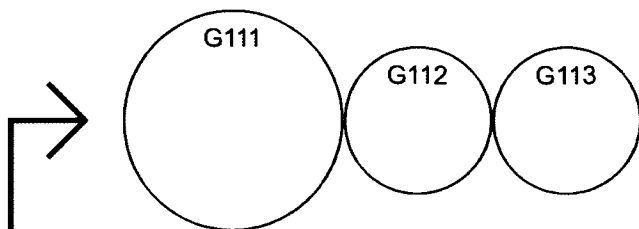
Section C across street

**SECTION A**

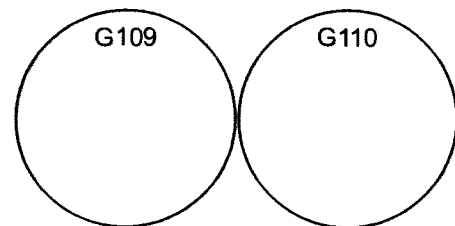

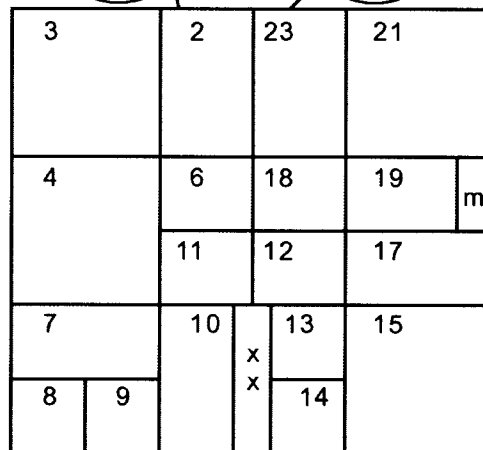


**SECTION A**


**SECTION A**



check dimensions when completed



Driveway & Scale



**SECTION A**