

Exam Date: 10/22/2014

Plaza-Makoti Equity E
Box 68
Plaza, ND
County:
Phone: 701-497-3707
CCC Number:

Examiner: 1

Location/Container Numbers/Comments	Section	Capacity
PART A - ADDITIONAL SPACE TO BE INCLUDED UNDER LICENSE		
100	C	960,289
		Total: 960,289
PART B - SPACE TO BE DELETED UNDER LICENSE		
<NO BINS DELETED>		
		Total: 0
PART C - ALL SPACE TO BE INCLUDED UNDER LICENSE		
	A	828,000
	B	100,000
	C	961,000
	D	146,000
	E	396,000
		Total: 2,431,000
PART D - TOTAL CAPACITY BY FUNCTIONAL UNIT		
Makoti 627	D E	542,000
Plaza 626	A B C	1,889,000
		Total: 2,431,000

Exam Date:10/22/2014

Plaza-Makoti Equity Elevator

Page: 1

Examiner: 1

Box 68

Plaza , ND

County:

Status	Section	Bin Number	Bin Type	Base Point	Diameter or Bu/Ft (Irreg).		Side wall	Add for Hopper	Ded. for Obst.	Effective Depth	Add for Peak	Depth for Capac.	Bushels per Foot	Base Pack%	Bushel Capacity with Pack
					Length	Width									

Facility: Makoti

Section: D

D	001	Square	floor over bin		0.000	7.600	6.200	34.00	0.00	0.00	34.000	0.000	34.0	37.9	3.00	1,328
D	002	Square	floor over bin		0.000	7.400	3.700	12.00	0.00	0.00	12.000	0.000	12.0	22.0	2.00	269
D	003	Square	floor over bin		0.000	7.400	3.700	34.00	0.00	0.00	34.000	0.000	34.0	22.0	2.00	763
D	004	Square	floor over bin		0.000	7.400	10.10	45.00	0.00	0.00	45.000	0.000	45.0	60.1	4.80	2,835
D	005	Square	floor over bin		0.000	7.600	10.10	46.00	0.00	0.00	46.000	0.000	46.0	61.7	4.80	2,974
D	006	Square	floor over bin		0.000	7.600	10.10	46.00	0.00	0.00	46.000	0.000	46.0	61.7	4.80	2,974
D	007	Square	floor over bin		0.000	7.600	6.200	34.00	0.00	0.00	34.000	0.000	34.0	37.9	3.00	1,328
D	009	Square	floor over bin		0.000	7.300	10.10	45.00	0.00	0.00	45.000	0.000	45.0	59.3	4.80	2,797
D	010	Square	floor over bin		0.000	7.300	6.200	34.00	0.00	0.00	34.000	0.000	34.0	36.4	3.00	1,275
D	013 T	Irregular	floor over bin		11.700	3.815	3.815	9.000	0.00	0.00	9.000	0.000	9.0	11.7	2.00	107
D	013B	Square	floor over bin T9'		0.000	7.300	6.500	25.00	0.00	0.00	25.000	0.000	25.0	38.1	3.00	982
D	014	Square	floor over bin		0.000	7.300	10.10	45.00	0.00	0.00	45.000	0.000	45.0	59.3	4.80	2,797
D	016	Square	floor over bin		0.000	7.600	10.10	46.00	0.00	0.00	46.000	0.000	46.0	61.7	4.80	2,974
D	017	Square	floor over bin		0.000	7.600	6.500	34.00	0.00	0.00	34.000	0.000	34.0	39.7	3.00	1,391
D	018	Square	floor over bin		0.000	7.600	10.10	46.00	0.00	0.00	46.000	0.000	46.0	61.7	4.80	2,974
D	019	Square	floor over bin		0.000	7.600	6.500	34.00	0.00	0.00	34.000	0.000	34.0	39.7	3.00	1,391
D	020	Square	floor over bin		0.000	7.400	10.10	45.00	0.00	0.00	45.000	0.000	45.0	60.1	4.80	2,835
D	021	Square	floor over bin		0.000	3.900	3.500	35.00	0.00	0.00	35.000	0.000	35.0	11.0	2.00	393
D	022	Peaked	eave		29.900	0.000	0.000	47.70	0.00	0.00	47.700	1.800	49.5	564.4	9.00	30,452
D	023	Peaked	eave		29.900	0.000	0.000	47.70	0.00	0.00	47.700	1.800	49.5	564.4	9.00	30,452
D	024	Peaked	eave		27.000	0.000	0.000	43.00	0.00	0.00	43.000	1.600	44.6	460.3	8.50	22,274

Exam Date: 10/22/2014

Plaza-Makoti Equity Elevator

Page: 2

Examiner: 1

Box 68
Plaza, ND
County:

Status	Section	Bin Number	Bin Type	Base Point	Diameter or Bu/Ft (Irreg).		Side wall	Add for Hopper	Ded. for Obst.	Effective Depth	Add for Peak	Depth for Capac.	Bushels per Foot	Base Pack%	Bushel Capacity with Pack
					Length	Width									

Facility: Makoti

Section: D

D	025	Peaked	eave		27.000	0.000	0.000	43.00	0.00	0.00	43.000	1.600	44.6	460.3	8.50	22,274
D	026	Peaked	eave		18.000	0.000	0.000	36.40	0.00	0.00	36.400	1.100	37.5	204.6	6.00	8,133

Bin count: 23

Facility: Makoti Section: D Total: **145,972**To Even: **146,000**

Section: E

E	002	Square	floor over bin		0.000	7.900	3.500	42.00	0.00	0.00	42.000	0.000	42.0	22.2	2.00	951
E	004	Square	floor over bin		0.000	7.400	10.30	55.00	0.00	0.00	55.000	0.000	55.0	61.3	4.80	3,534
E	005 T	Square	floor over bin		0.000	7.700	4.600	18.00	0.00	0.00	18.000	0.000	18.0	28.5	2.50	526
E	005 B	Square	floor over bin T18'		0.000	7.700	10.30	37.00	0.00	0.00	37.000	0.000	37.0	63.8	5.00	2,479
E	005A	Square	floor over bin; fills with		0.000	7.700	5.300	18.00	0.00	0.00	18.000	0.000	18.0	32.8	2.50	605
E	008	Square	floor over bin		0.000	7.200	6.500	44.00	0.00	0.00	44.000	0.000	44.0	37.6	3.00	1,704
E	009 T	Square	floor over bin		0.000	7.700	4.600	18.00	0.00	0.00	18.000	0.000	18.0	28.5	2.50	526
E	009 B	Square	floor over bin T18'		0.000	7.700	10.30	37.00	0.00	0.00	37.000	0.000	37.0	63.8	5.00	2,479
E	009A	Square	floor over bin; fills & empties		0.000	7.700	5.300	18.00	0.00	0.00	18.000	0.000	18.0	32.8	2.50	605
E	010	Square	floor over bin		0.000	7.400	10.30	55.00	0.00	0.00	55.000	0.000	55.0	61.3	4.80	3,534
E	011	Square	floor over bin		0.000	7.700	6.500	44.00	0.00	0.00	44.000	0.000	44.0	40.2	3.00	1,822
E	012	Square	floor over bin		0.000	7.400	6.500	42.00	0.00	0.00	42.000	0.000	42.0	38.7	3.00	1,674
E	013	Square	floor over bin		0.000	7.400	6.500	42.00	0.00	0.00	42.000	0.000	42.0	38.7	3.00	1,674
E	014	Square	floor over bin		0.000	7.400	10.20	55.00	0.00	0.00	55.000	0.000	55.0	60.7	4.80	3,499

Exam Date: 10/22/2014

Plaza-Makoti Equity Elevator

Page: 3

Examiner: 1

Box 68
Plaza, ND
County:

Status	Section	Bin Number	Bin Type	Base Point	Diameter or Bu/Ft (Irreg).		Side wall	Add for Hopper	Ded. for Obst.	Effective Depth	Add for Peak	Depth for Capac.	Bushels per Foot	Base Pack%	Bushel Capacity with Pack
					Length	Width									

Facility: Makoti

Section: E

E	015	Square	floor over bin	0.000	7.700	6.500	44.00	0.00	0.00	44.000	0.000	44.0	40.2	3.00	1,822
E	016 T	Square	floor over bin	0.000	7.700	4.600	18.00	0.00	0.00	18.000	0.000	18.0	28.5	2.50	526
E	016 B	Square	floor over bin T18'	0.000	7.700	10.20	37.00	0.00	0.00	37.000	0.000	37.0	63.1	5.00	2,452
E	016A	Square	floor over bin; fills & empties	0.000	7.700	5.300	18.00	0.00	0.00	18.000	0.000	18.0	32.8	2.50	605
E	018 T	Square	floor over bin	0.000	7.700	4.600	18.00	0.00	0.00	18.000	0.000	18.0	28.5	2.50	526
E	018 B	Square	floor over bin T18'	0.000	7.700	10.20	37.00	0.00	0.00	37.000	0.000	37.0	63.1	5.00	2,452
E	018A	Square	floor over bin;fills & empties	0.000	7.700	5.300	18.00	0.00	0.00	18.000	0.000	18.0	32.8	2.50	605
E	019	Square	floor over bin	0.000	7.200	6.500	44.00	0.00	0.00	44.000	0.000	44.0	37.6	3.00	1,704
E	020	Square	floor over bin	0.000	7.400	10.20	55.00	0.00	0.00	55.000	0.000	55.0	60.7	4.80	3,499
E	021	Square	floor over bin	0.000	6.000	3.500	11.00	0.00	0.00	11.000	0.000	11.0	16.9	2.00	190
E	022 T	Square	floor over bin	0.000	1.900	3.500	11.00	0.00	0.00	11.000	0.000	11.0	5.3	2.00	59
E	022B	Square	floor over bin T11'	0.000	7.900	3.500	31.00	0.00	0.00	31.000	0.000	31.0	22.2	2.00	702
E	101	Square	floor over bin	0.000	8.500	4.000	29.00	0.00	0.00	29.000	0.000	29.0	27.3	2.50	812
E	104	Square	floor over bin	0.000	8.500	9.200	41.00	0.00	0.00	41.000	0.000	41.0	62.9	5.00	2,708
E	105	Square	floor over bin	0.000	8.800	9.200	41.00	0.00	0.00	41.000	0.000	41.0	65.1	5.00	2,802
E	106	Square	floor over bin	0.000	8.400	9.200	43.00	0.00	0.00	43.000	0.000	43.0	62.1	5.00	2,804
E	107	Square	floor over bin	0.000	8.800	6.500	29.00	0.00	0.00	29.000	0.000	29.0	46.0	4.00	1,387
E	108	Square	floor over bin	0.000	8.400	6.500	28.00	0.00	0.00	28.000	0.000	28.0	43.9	3.50	1,272
E	110	Square	floor over bin	0.000	8.400	6.500	28.00	0.00	0.00	28.000	0.000	28.0	43.9	3.50	1,272
E	111	Square	floor over bin	0.000	8.400	9.200	43.00	0.00	0.00	43.000	0.000	43.0	62.1	5.00	2,804
E	112	Square	floor over bin	0.000	8.800	9.200	41.00	0.00	0.00	41.000	0.000	41.0	65.1	5.00	2,802

Exam Date:10/22/2014

Plaza-Makoti Equity Elevator

Page: 4

Examiner: 1

Box 68
Plaza , ND
County:

Status	Section	Bin Number	Bin Type	Base Point	Diameter or Bu/Ft (Irreg).		Side wall	Add for Hopper	Ded. for Obst.	Effective Depth	Add for Peak	Depth for Capac.	Bushels per Foot	Base Pack%	Bushel Capacity with Pack
					Length	Width									

Facility: Makoti

Section: E

E	114	Square	floor over bin	0.000	8.800	6.500	29.00	0.00	0.00	29.000	0.000	29.0	46.0	4.00	1,387
E	115	Square	floor over bin	0.000	8.500	9.200	41.00	0.00	0.00	41.000	0.000	41.0	62.9	5.00	2,708
E	116	Square	floor over bin	0.000	8.500	4.000	29.00	0.00	0.00	29.000	0.000	29.0	27.3	2.50	812
E	201	Square	floor over bin	0.000	14.30	9.000	56.00	0.00	0.00	56.000	0.000	56.0	103.5	6.00	6,144
E	202 T	Square	floor over bin	0.000	14.30	9.000	44.00	0.00	0.00	44.000	0.000	44.0	103.5	6.00	4,827
E	202B	Square	floor over bin T44'	0.000	10.10	9.000	12.00	0.00	0.00	12.000	0.000	12.0	73.1	5.50	925
E	203	Square	floor over bin	0.000	14.30	9.200	56.00	0.00	0.00	56.000	0.000	56.0	105.8	6.20	6,292
E	204 T	Square	floor over bin	0.000	14.30	9.200	44.00	0.00	0.00	44.000	0.000	44.0	105.8	6.20	4,944
E	204B	Square	floor over bin T44'	0.000	10.10	9.200	12.00	0.00	0.00	12.000	0.000	12.0	74.7	5.50	945
E	205	Square	floor over bin	0.000	14.30	9.300	56.00	0.00	0.00	56.000	0.000	56.0	106.9	6.20	6,357
E	206 T	Square	floor over bin	0.000	14.30	9.300	44.00	0.00	0.00	44.000	0.000	44.0	106.9	6.20	4,996
E	206B	Square	floor over bin T44'	0.000	10.10	9.300	12.00	0.00	0.00	12.000	0.000	12.0	75.5	5.50	956
E	207	Square	floor over bin	0.000	14.30	9.300	56.00	0.00	0.00	56.000	0.000	56.0	106.9	6.20	6,357
E	208 T	Square	floor over bin	0.000	14.30	9.300	44.00	0.00	0.00	44.000	0.000	44.0	106.9	6.20	4,996
E	208B	Square	floor over bin T44'	0.000	10.10	9.300	12.00	0.00	0.00	12.000	0.000	12.0	75.5	5.50	956
E	209	Square	floor over bin	0.000	14.30	9.000	56.00	0.00	0.00	56.000	0.000	56.0	103.5	6.00	6,144
E	210 T	Square	floor over bin	0.000	14.30	9.000	44.00	0.00	0.00	44.000	0.000	44.0	103.5	6.00	4,827
E	210B	Square	floor over bin T44'	0.000	10.10	9.000	12.00	0.00	0.00	12.000	0.000	12.0	73.1	5.50	925
E	302	Square	floor over bin	0.000	10.30	7.000	53.00	0.00	0.00	53.000	0.000	53.0	58.0	4.80	3,222
E	303	Square	floor over bin	0.000	5.100	3.900	52.00	0.00	0.00	52.000	0.000	52.0	16.0	2.00	849
E	304	Square	floor over bin	0.000	10.10	10.00	70.00	0.00	0.00	70.000	0.000	70.0	81.2	5.50	5,997

Exam Date:10/22/2014

Plaza-Makoti Equity Elevator

Page: 5

Examiner: 1

Box 68
Plaza , ND
County:

Status	Section	Bin Number	Bin Type	Base Point	Diameter or Bu/Ft (Irreg).		Side wall	Add for Hopper	Ded. for Obst.	Effective Depth	Add for Peak	Depth for Capac.	Bushels per Foot	Base Pack%	Bushel Capacity with Pack
					Length	Width									

Facility: Makoti

Section: E

E	305	Square	floor over bin	0.000	10.30	10.00	70.00	0.00	0.00	70.000	0.000	70.0	82.8	5.50	6,115
E	306	Square	floor over bin	0.000	10.10	10.00	70.00	0.00	0.00	70.000	0.000	70.0	81.2	5.50	5,997
E	307 T	Irregular	floor over bin	45.500	7.523	7.523	14.00	0.00	0.00	14.000	0.000	14.0	45.5	4.00	662
E	307B	Square	floor over bin T14'	0.000	10.10	7.000	39.00	0.00	0.00	39.000	0.000	39.0	56.8	4.80	2,321
E	309 T	Irregular	floor over bin	37.300	6.812	6.812	14.00	0.00	0.00	14.000	0.000	14.0	37.3	3.00	538
E	309B	Square	floor over bin T14'	0.000	10.10	6.700	39.00	0.00	0.00	39.000	0.000	39.0	54.4	4.50	2,217
E	310 T	Square	floor over bin	0.000	15.60	10.40	64.00	0.00	0.00	64.000	0.000	64.0	130.4	6.50	8,888
E	310B	Square	floor over bin T64'	0.000	13.00	10.40	6.000	0.00	0.00	6.000	0.000	6.0	108.7	6.20	692
E	313	Square	floor over bin	0.000	10.30	6.700	53.00	0.00	0.00	53.000	0.000	53.0	55.5	4.80	3,083
E	314 T	Square	floor over bin	0.000	15.60	10.40	64.00	0.00	0.00	64.000	0.000	64.0	130.4	6.50	8,888
E	314B	Square	floor over bin T64'	0.000	13.00	10.40	6.000	0.00	0.00	6.000	0.000	6.0	108.7	6.20	692
E	315	Square	floor over bin	0.000	10.10	3.500	52.00	0.00	0.00	52.000	0.000	52.0	28.4	2.50	1,514
E	401 T	Square	floor over bin	0.000	15.60	11.60	64.00	0.00	0.00	64.000	0.000	64.0	145.5	6.80	9,945
E	401B	Square	floor over bin T64'	0.000	13.00	11.60	6.000	0.00	0.00	6.000	0.000	6.0	121.2	6.50	774
E	402 T	Square	floor over bin	0.000	15.60	11.40	64.00	0.00	0.00	64.000	0.000	64.0	143.0	6.80	9,774
E	402B	Square	floor over bin T64'	0.000	13.00	11.40	6.000	0.00	0.00	6.000	0.000	6.0	119.1	6.20	759
E	403 T	Square	floor over bin	0.000	15.60	11.40	64.00	0.00	0.00	64.000	0.000	64.0	143.0	6.80	9,774
E	403B	Square	floor over bin T64'	0.000	13.00	11.40	6.000	0.00	0.00	6.000	0.000	6.0	119.1	6.20	759
E	404 T	Square	floor over bin	0.000	15.60	11.60	64.00	0.00	0.00	64.000	0.000	64.0	145.5	6.80	9,945
E	404B	Square	floor over bin T64'	0.000	13.00	11.60	6.000	0.00	0.00	6.000	0.000	6.0	121.2	6.50	774
E	501	Peaked	top of sidewall	35.800	0.000	0.000	67.60	0.00	0.00	67.600	2.100	69.7	809.2	10.0	62,041

Exam Date: 10/22/2014

Examiner: 1

Plaza-Makoti Equity Elevator
 Box 68
 Plaza, ND
 County:

Page: 6

Status	Section	Bin Number	Bin Type	Base Point	Diameter or Bu/Ft (Irreg). Length	Width	Side wall	Add for Hopper	Ded. for Obst.	Effective Depth	Add for Peak	Depth for Capac.	Bushels per Foot	Base Pack%	Bushel Capacity with Pack
--------	---------	------------	----------	------------	---	-------	--------------	----------------------	----------------------	--------------------	--------------------	------------------------	------------------------	---------------	------------------------------

Facility: Makoti

Section: E

E	502	Peaked	top of sidewall		47.900	0.000	0.000	64.00	0.00	0.00	64.000	2.900	66.9	1448.6	10.0	106,602
E	605	Peaked	top of sidewall		16.000	0.000	0.000	20.00	2.00	0.00	22.000	1.000	23.0	161.6	5.80	3,933
E	606	Peaked	top of sidewall		16.000	0.000	0.000	20.00	2.00	0.00	22.000	1.000	23.0	161.6	5.80	3,933

Bin count: 80

Facility: Makoti Section: E Total: 395,603

To Even: 396,000

Exam Date:10/22/2014

Plaza-Makoti Equity Elevator
 Box 68
 Plaza , ND
 County:

Examiner: 1

Status	Section	Bin Number	Bin Type	Base Point	Diameter or Bu/Ft (Irreg).		Side wall	Add for Hopper	Ded. for Obst.	Effective Depth	Add for Peak	Depth for Capac.	Bushels per Foot	Base Pack%	Bushel Capacity with Pack
					Length	Width									

Facility: Plaza

Section: A

A	007	Square	floor over bin	0.000	5.600	3.400	24.00	0.00	0.00	24.000	0.000	24.0	15.3	2.00	374
A	009	Square	floor over bin	0.000	5.600	6.800	51.00	0.00	0.00	51.000	0.000	51.0	30.6	2.50	1,600
A	010	Square	floor over bin	0.000	12.20	6.900	51.00	0.00	0.00	51.000	0.000	51.0	67.7	5.20	3,633
A	011 T	Square	floor over bin	0.000	5.600	3.500	24.00	0.00	0.00	24.000	0.000	24.0	15.8	2.00	387
A	011B	Square	floor over bin T24'	0.000	5.600	6.800	27.00	0.00	0.00	27.000	0.000	27.0	30.6	2.50	847
A	012	Square	floor over bin	0.000	11.30	13.80	68.00	0.00	0.00	68.000	0.000	68.0	125.4	6.50	9,081
A	013	Square	floor over bin	0.000	5.600	6.800	51.00	0.00	0.00	51.000	0.000	51.0	30.6	2.50	1,600
A	014	Square	floor over bin	0.000	11.30	13.80	68.00	0.00	0.00	68.000	0.000	68.0	125.4	6.50	9,081
A	015	Square	floor over bin	0.000	5.600	6.800	51.00	0.00	0.00	51.000	0.000	51.0	30.6	2.50	1,600
A	016 T	Square	floor over bin	0.000	11.30	7.000	24.00	0.00	6.50	17.500	0.000	17.5	63.6	5.00	1,169
A	016B	Square	floor over bin T24'	0.000	11.30	7.000	27.00	0.00	0.00	27.000	0.000	27.0	63.6	5.00	1,803
A	017 T	Square	floor over bin	0.000	5.600	13.80	51.00	0.00	0.00	51.000	0.000	51.0	62.1	5.00	3,325
A	017B	Square	floor over bin T51'	0.000	11.30	13.80	17.00	0.00	0.00	17.000	0.000	17.0	125.4	6.50	2,271
A	018	Square	floor over bin	0.000	12.30	6.900	51.00	0.00	0.00	51.000	0.000	51.0	68.2	5.20	3,659
A	019 T	Square	floor over bin	0.000	5.600	13.80	51.00	0.00	0.00	51.000	0.000	51.0	62.1	5.00	3,325
A	019B	Square	floor over bin T51'	0.000	11.30	13.80	17.00	0.00	0.00	17.000	0.000	17.0	125.4	6.50	2,271
A	020	Square	floor over bin	0.000	12.20	7.000	51.00	0.00	0.00	51.000	0.000	51.0	68.6	5.20	3,681
A	021	Square	floor over bin	0.000	12.20	6.900	51.00	0.00	0.00	51.000	0.000	51.0	67.7	5.20	3,633
A	022	Square	floor over bin	0.000	12.20	6.800	51.00	0.00	0.00	51.000	0.000	51.0	66.7	5.00	3,572
A	023	Square	floor over bin	0.000	12.30	6.900	51.00	0.00	0.00	51.000	0.000	51.0	68.2	5.20	3,659
A	024 T	Square	floor over bin	0.000	5.200	6.800	16.00	0.00	0.00	16.000	0.000	16.0	28.4	2.50	465

Exam Date:10/22/2014

Plaza-Makoti Equity Elevator

Page: 8

Examiner: 1

Box 68
Plaza , ND
County:

Status	Section	Bin Number	Bin Type	Base Point	Diameter or Bu/Ft (Irreg).		Side wall	Add for Hopper	Ded. for Obst.	Effective Depth	Add for Peak	Depth for Capac.	Bushels per Foot	Base Pack%	Bushel Capacity with Pack
					Length	Width									

Facility: Plaza

Section: A

A	024B	Square	floor over bin T16'	0.000	11.30	6.800	35.00	0.00	0.00	35.000	0.000	35.0	61.8	4.80	2,267
A	025	Square	floor over bin	0.000	11.30	3.700	51.00	0.00	0.00	51.000	0.000	51.0	33.6	2.50	1,757
A	101 T	Square	floor over bin	0.000	17.20	14.70	61.50	0.00	0.00	61.500	0.000	61.5	203.2	7.00	13,372
A	101B	Square	floor over bin T61.5'	0.000	14.50	14.70	6.500	0.00	0.00	6.500	0.000	6.5	171.3	7.00	1,191
A	102 T	Square	floor over bin	0.000	17.20	15.00	61.50	0.00	0.00	61.500	0.000	61.5	207.4	7.00	13,648
A	102B	Square	floor over bin T61.5'	0.000	14.50	15.00	7.000	0.00	0.00	7.000	0.000	7.0	174.8	7.00	1,310
A	103 T	Square	floor over bin	0.000	17.20	15.00	61.50	0.00	0.00	61.500	0.000	61.5	207.4	7.00	13,648
A	103B	Square	floor over bin T61.5'	0.000	14.50	15.00	6.500	0.00	0.00	6.500	0.000	6.5	174.8	7.00	1,216
A	104 T	Square	floor over bin	0.000	17.20	15.00	61.50	0.00	0.00	61.500	0.000	61.5	207.4	7.00	13,648
A	104B	Square	floor over bin T61.5'	0.000	14.50	15.00	6.500	0.00	0.00	6.500	0.000	6.5	174.8	7.00	1,216
A	105 T	Square	floor over bins	0.000	17.20	15.00	61.50	0.00	0.00	61.500	0.000	61.5	207.4	7.00	13,648
A	105B	Square	floor over bin T61.5'	0.000	14.50	15.00	6.500	0.00	0.00	6.500	0.000	6.5	174.8	7.00	1,216
A	106 T	Square	floor over bins	0.000	17.20	15.00	61.50	0.00	0.00	61.500	0.000	61.5	207.4	7.00	13,648
A	106B	Square	floor over bin T61.5'	0.000	14.50	15.00	7.000	0.00	0.00	7.000	0.000	7.0	174.8	7.00	1,310
A	107 T	Square	floor over bins	0.000	17.20	15.00	61.50	0.00	0.00	61.500	0.000	61.5	207.4	7.00	13,648
A	107B	Square	floor over bin T61.5'	0.000	14.50	15.00	6.500	0.00	0.00	6.500	0.000	6.5	174.8	7.00	1,216
A	108 T	Square	floor over bin	0.000	17.20	14.70	61.50	0.00	0.00	61.500	0.000	61.5	203.2	7.00	13,372
A	108B	Square	floor over bin T61.5'	0.000	14.50	14.70	7.000	0.00	0.00	7.000	0.000	7.0	171.3	7.00	1,283
A	201	Round	eave	26.000	0.000	0.000	40.00	0.00	0.00	40.000	0.000	40.0	426.8	8.20	18,472
A	202	Peaked	eave	36.000	0.000	0.000	55.00	0.00	0.00	55.000	2.200	57.2	818.2	10.0	51,481
A	203	Peaked	eave	36.000	0.000	0.000	55.00	0.00	0.00	55.000	2.200	57.2	818.2	10.0	51,481

Exam Date:10/22/2014

Plaza-Makoti Equity Elevator

Examiner: 1

Box 68
Plaza , ND
County:

Status	Section	Bin Number	Bin Type	Base Point	Diameter or Bu/Ft (Irreg).	Length	Width	Side wall	Add for Hopper	Ded. for Obst.	Effective Depth	Add for Peak	Depth for Capac.	Bushels per Foot	Base Pack%	Bushel Capacity with Pack
--------	---------	------------	----------	------------	-------------------------------	--------	-------	--------------	----------------------	----------------------	--------------------	--------------------	------------------------	------------------------	---------------	------------------------------

Facility: Plaza

Section: A

A	204	Peaked	eave		48.000	0.000	0.000	56.50	0.00	0.00	56.500	3.400	59.9	1454.6	10.0	95,844
A	205	Peaked	eave		47.900	0.000	0.000	64.00	0.00	0.00	64.000	2.900	66.9	1448.6	10.0	106,602
A	206	Peaked	eave		47.900	0.000	0.000	64.00	0.00	0.00	64.000	2.900	66.9	1448.6	10.0	106,602
A	207	Peaked	eave		47.900	0.000	0.000	64.00	0.00	0.00	64.000	2.900	66.9	1448.6	10.0	106,602
A	208	Peaked	eave		47.900	0.000	0.000	64.00	0.00	0.00	64.000	2.900	66.9	1448.6	10.0	106,602

Bin count: 47

Facility: Plaza Section: A Total: 827,336

To Even: 828,000

Section: B

B	101	Peaked	eave		41.800	0.000	0.000	32.10	0.00	0.00	32.100	2.500	34.6	1103.1	10.0	41,984
B	102	Peaked	eave		41.800	0.000	0.000	32.10	0.00	0.00	32.100	2.500	34.6	1103.1	10.0	41,984
B	201	Peaked	eave		16.000	0.000	0.000	20.00	2.00	0.00	22.000	1.000	23.0	161.6	5.80	3,933
B	202	Peaked	eave		16.000	0.000	0.000	20.00	2.00	0.00	22.000	1.000	23.0	161.6	5.80	3,933
B	203	Peaked	eave		16.000	0.000	0.000	20.00	2.00	0.00	22.000	1.000	23.0	161.6	5.80	3,933
B	204	Peaked	eave		16.000	0.000	0.000	20.00	2.00	0.00	22.000	1.000	23.0	161.6	5.80	3,933

Bin count: 6

Facility: Plaza Section: B Total: 99,700

To Even: 100,000

Exam Date:10/22/2014

Plaza-Makoti Equity Elevator
 Box 68
 Plaza , ND
 County:

Page: 10

Examiner: 1

Status	Section	Bin Number	Bin Type	Base Point	Diameter or Bu/Ft (Irreg.)	Length	Width	Side wall	Add for Hopper	Ded. for Obst.	Effective Depth	Add for Peak	Depth for Capac.	Bushels per Foot	Base Pack%	Bushel Capacity with Pack
--------	---------	------------	----------	------------	----------------------------	--------	-------	-----------	----------------	----------------	-----------------	--------------	------------------	------------------	------------	---------------------------

Facility: Plaza

Section: C

Added	C	100	Flat	eave	20.000	600.0	100.0	8.700	0.00	0.00	8.700	9.400	18.1	48231.5	10.0	960,289
Bin count:		1											Facility: Plaza Section: C Total:	960,289		
															To Even:	961,000

Overall Licensed Bin Capacity for:

Plaza-Makoti Equity Elevator

Bin count: 157

Licensed Capacity:
 (includes pack)

2,428,900 Bu.

Licensed Capacity (to even):
 (includes pack and section totals are rounded up to next highest 1000)


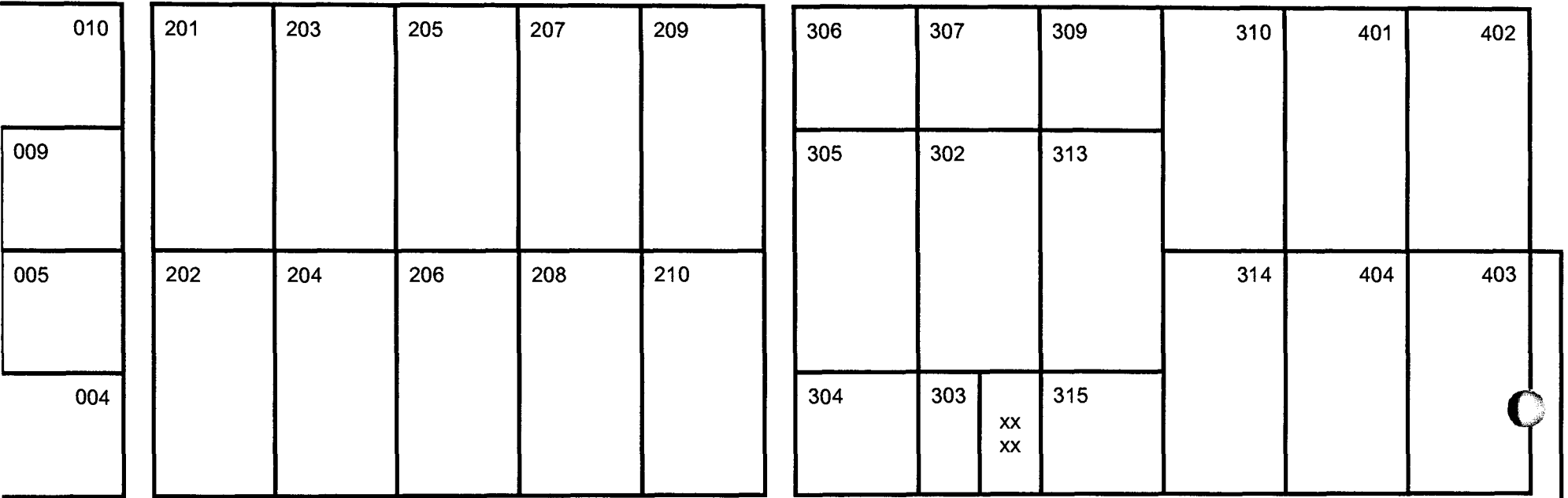
2,431,000 Bu.

PLAZA-MAKOTI EQUITY ELEVATOR
 MAKOTI ND
 SECTION E

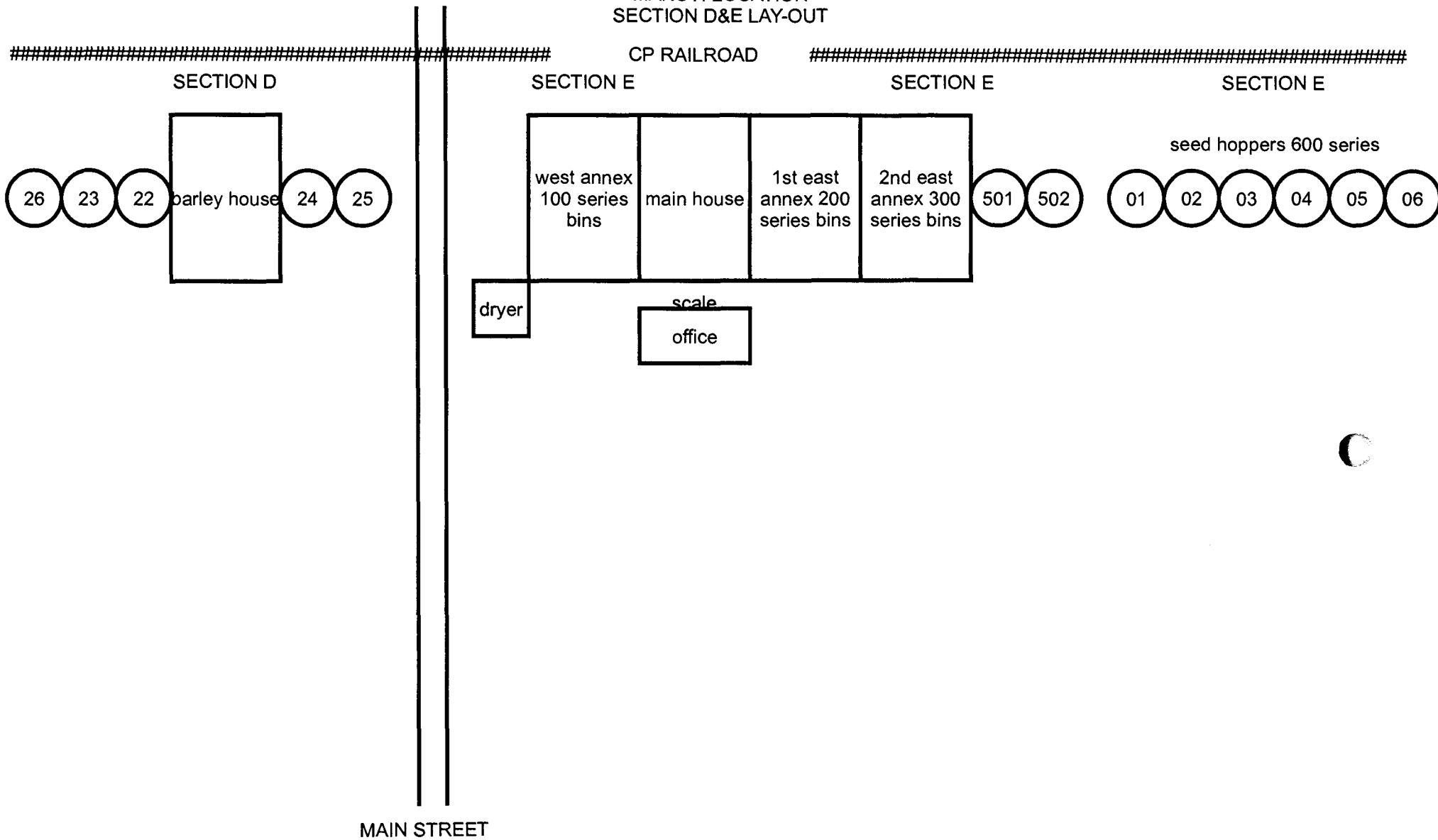
#####

CP RAILROAD

#####



PLAZA-MAKOTI EQUITY ELEVATOR
MAKOTI LOCATION
SECTION D&E LAY-OUT



PLAZA-MAKOTI EQUITY
PLAZA ND.

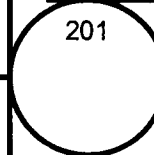
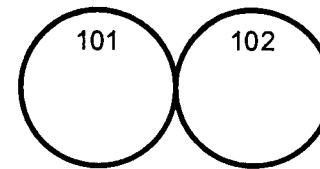
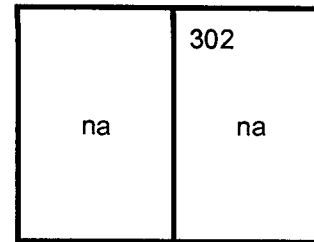

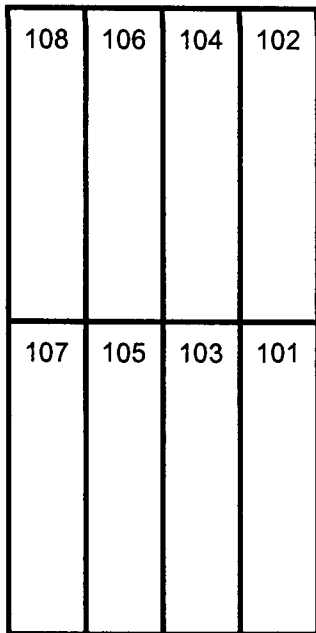
SECTION A&B

CP RAILROAD

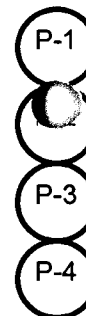
SECTION A

SECTION A

Section B

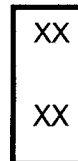

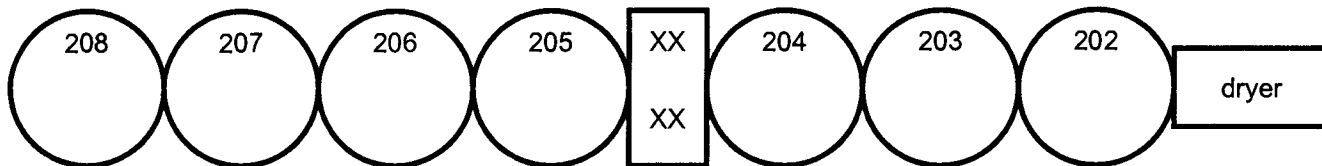


Section B
200 series




SECTION A

SECTION A

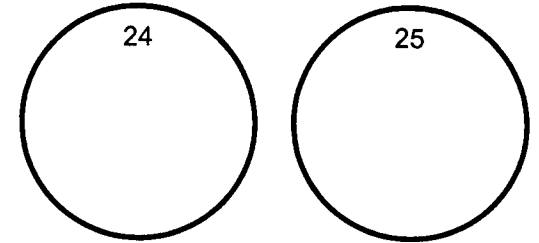
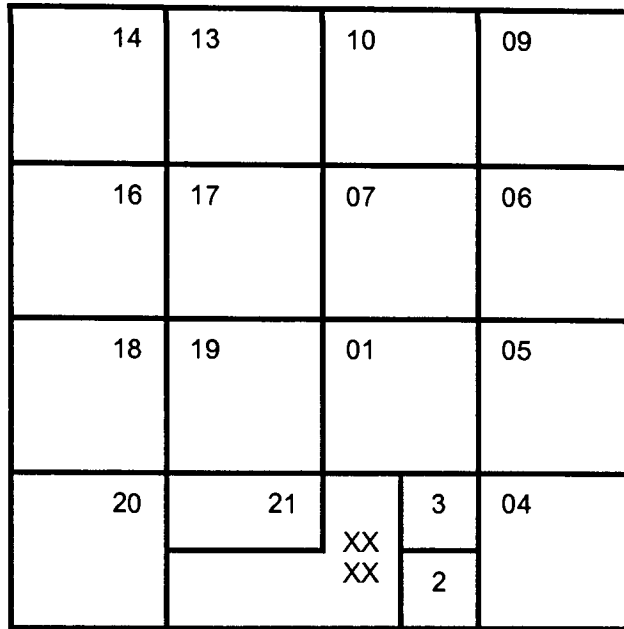
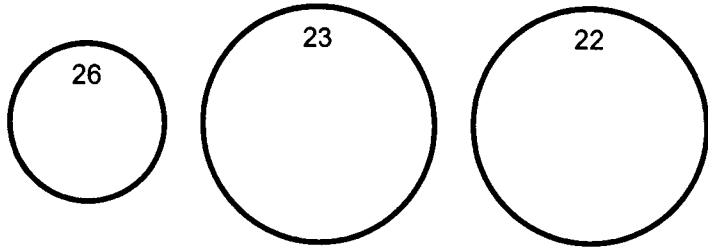


NOTE; Section C -destroyed
replaced by tanks 205-6-7-8

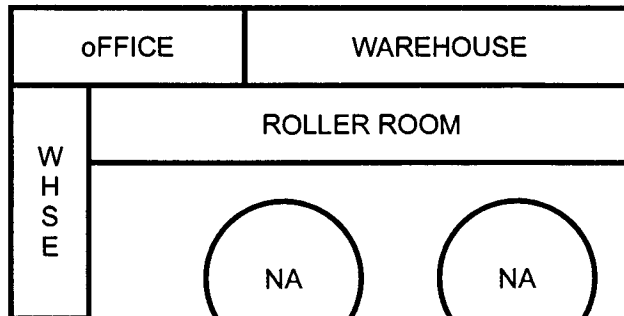
PLAZA-MAKOTI EQUITY ELEVATOR
 MAKOTI ND
 SECTION D




CP RAILROAD #####



DRIVEWAY



Section E 1/2 block east 

PLAZA-MAKOTI EQUITY ELEVATOR
 MAKOTI ND
 SECTION E

#####

CP RAILROAD

#####

106	108	110	111
105	107	114	112
104	101	x x	116 115

drier

014		013	012	010	
016	16A	015	011	9A	009
018	18A	019	008	5A	005
020		022	xx xx	002	004
		021			

driveway

office

← SECTION D WEST 1/2 block