

Exam Date: 11/24/2014

Dakota Quality Grain Cooperative

Page: 1

Examiner: 1

PO Box 128

Parshall, ND

County:

Phone: 701-862-3113

CCC Number:

Location/Container Numbers/Comments	Section	Capacity
PART A - ADDITIONAL SPACE TO BE INCLUDED UNDER LICENSE		
022	M	272,671
023	M	272,671
024	M	272,671
	Total:	818,013
PART B - SPACE TO BE DELETED UNDER LICENSE		
<NO BINS DELETED>		
	Total:	0
PART C - ALL SPACE TO BE INCLUDED UNDER LICENSE		
	A	1,713,000
	B	795,000
	C	68,000
	D	300,000
	F	944,000
	G	45,000
	I	25,000
	J	488,000
	K	66,000
	L	26,000
	M	1,510,000
	Total:	5,980,000
PART D - TOTAL CAPACITY BY FUNCTIONAL UNIT		
New Town 842	F G I	1,014,000
Parshall 839	A B C D	2,876,000
Ross 840	J K L M	2,090,000
	Total:	5,980,000

NDPSC Bin Capacity Chart

Exam Date: 11/24/2014

Dakota Quality Grain Cooperative
 PO Box 128
 Parshall, ND
 County:

Examiner: 1

Status	Section	Bin Number	Bin Type	Base Point	Diameter or Bu/Ft (Irreg.)		Side wall	Add for Hopper	Ded. for Obst.	Effective Depth	Add for Peak	Depth for Capac.	Bushels per Foot	Base Pack%	Bushel Capacity with Pack	
					Length	Width										
	A	001	Square	work floor	0.000	8.000	3.800	60.00	0.00	0.00	60.000	0.000	60.0	24.4	2.50	1,501
	A	002	Square	work floor	0.000	9.000	8.000	70.00	0.00	0.00	70.000	0.000	70.0	57.9	4.80	4,248
	A	003	Square	work floor	0.000	9.000	4.000	70.00	0.00	0.00	70.000	0.000	70.0	28.9	2.50	2,074
	A	004	Square	work floor	0.000	8.200	4.000	55.00	0.00	0.00	55.000	0.000	55.0	26.4	2.50	1,488
	A	005	Square	work floor	0.000	8.200	4.000	55.00	0.00	0.00	55.000	0.000	55.0	26.4	2.50	1,488
	A	006	Square	work floor	0.000	9.000	4.000	60.00	0.00	0.00	60.000	0.000	60.0	28.9	2.50	1,777
	A	007	Square	work floor	0.000	8.200	4.000	47.00	0.00	0.00	47.000	0.000	47.0	26.4	2.50	1,272
	A	008	Square	work floor	0.000	9.000	4.000	60.00	0.00	0.00	60.000	0.000	60.0	28.9	2.50	1,777
	A	009	Square	work floor	0.000	9.000	4.000	60.00	0.00	0.00	60.000	0.000	60.0	28.9	2.50	1,777
	A	010	Square	work floor	0.000	8.000	4.800	52.00	0.00	0.00	52.000	0.000	52.0	30.9	2.50	1,647
	A	011	Square	work floor	0.000	9.000	8.000	70.00	0.00	0.00	70.000	0.000	70.0	57.9	4.80	4,248
	A	012	Square	work floor	0.000	8.200	4.000	47.00	0.00	0.00	47.000	0.000	47.0	26.4	2.50	1,272
	A	013	Square	work floor	0.000	6.000	3.800	52.00	0.00	0.00	52.000	0.000	52.0	18.3	2.00	971
	A	014	Square	work floor	0.000	9.000	8.000	70.00	0.00	0.00	70.000	0.000	70.0	57.9	4.80	4,248
	A	015	Square	work floor	0.000	8.200	4.000	47.00	0.00	0.00	47.000	0.000	47.0	26.4	2.50	1,272
	A	016	Square	work floor	0.000	9.000	4.000	55.00	0.00	0.00	55.000	0.000	55.0	28.9	2.50	1,630
	A	017	Square	work floor	0.000	8.200	4.000	47.00	0.00	0.00	47.000	0.000	47.0	26.4	2.50	1,272
	A	018	Square	work floor	0.000	9.000	4.000	55.00	0.00	0.00	55.000	0.000	55.0	28.9	2.50	1,630
	A	019	Square	work floor	0.000	9.000	4.000	55.00	0.00	0.00	55.000	0.000	55.0	28.9	2.50	1,630
	A	020	Square	work floor	0.000	8.200	4.000	55.00	0.00	0.00	55.000	0.000	55.0	26.4	2.50	1,488
	A	021	Square	work floor	0.000	9.000	4.000	55.00	0.00	0.00	55.000	0.000	55.0	28.9	2.50	1,630
	A	022	Square	work floor	0.000	8.200	4.000	55.00	0.00	0.00	55.000	0.000	55.0	26.4	2.50	1,488
	A	023	Square	work floor	0.000	9.000	8.000	70.00	0.00	0.00	70.000	0.000	70.0	57.9	4.80	4,248

Section: A

NDPSC Bin Capacity Chart

Exam Date: 11/24/2014

Dakota Quality Grain Cooperative

Page: 2

Examiner: 1

PO Box 128
Parshall, ND
County:

Status	Section	Bin Number	Bin Type	Base Point	Diameter or Bu/Ft (Irreg.)		Side wall	Add for Hopper	Ded. for Obst.	Effective Depth	Add for Peak	Depth for Capac.	Bushels per Foot	Base Pack%	Bushel Capacity with Pack	
					Length	Width										
Section: A																
	A	024	Square	work floor	0.000	8.000	4.800	60.00	0.00	0.00	60.000	0.000	60.0	30.9	2.50	1,900
	A	101	Round	work floor	16.300	0.000	0.000	93.00	0.00	0.00	93.000	0.000	93.0	167.7	5.80	16,501
	A	102	Round	work floor	16.300	0.000	0.000	93.00	0.00	0.00	93.000	0.000	93.0	167.7	5.80	16,501
	A	103	Round	work floor	16.300	0.000	0.000	93.00	0.00	0.00	93.000	0.000	93.0	167.7	5.80	16,501
	A	104	Round	work floor	16.300	0.000	0.000	93.00	0.00	0.00	93.000	0.000	93.0	167.7	5.80	16,501
	A	105	Round	work floor	16.300	0.000	0.000	93.00	0.00	0.00	93.000	0.000	93.0	167.7	5.80	16,501
	A	106	Round	work floor	16.300	0.000	0.000	93.00	0.00	0.00	93.000	0.000	93.0	167.7	5.80	16,501
	A	107	Round	work floor	16.300	0.000	0.000	93.00	0.00	0.00	93.000	0.000	93.0	167.7	5.80	16,501
	A	108	Round	work floor	16.300	0.000	0.000	93.00	0.00	0.00	93.000	0.000	93.0	167.7	5.80	16,501
	A	109	Irregular	work floor - interstice	12.000	0.000	0.000	92.00	0.00	0.00	92.000	0.000	92.0	12.0	2.00	1,126
	A	110	Irregular	work floor - interstice	62.000	0.000	0.000	92.00	0.00	0.00	92.000	0.000	92.0	62.0	4.80	5,978
	A	111	Irregular	work floor - interstice	24.000	0.000	0.000	92.00	0.00	0.00	92.000	0.000	92.0	24.0	2.00	2,252
	A	112	Irregular	work floor - interstice	62.000	0.000	0.000	92.00	0.00	0.00	92.000	0.000	92.0	62.0	4.80	5,978
	A	113	Irregular	work floor - interstice	24.000	0.000	0.000	92.00	0.00	0.00	92.000	0.000	92.0	24.0	2.00	2,252
	A	114	Irregular	work floor - interstice	62.000	0.000	0.000	92.00	0.00	0.00	92.000	0.000	92.0	62.0	4.80	5,978
	A	115	Irregular	work floor - interstice	50.000	0.000	0.000	92.00	0.00	0.00	92.000	0.000	92.0	50.0	4.20	4,793
	A	201	Peaked	top of sidewall	30.000	0.000	0.000	66.70	0.00	0.00	66.700	1.800	68.5	568.2	9.00	42,425
	A	202	Peaked	top of sidewall	33.000	0.000	0.000	66.70	0.00	0.00	66.700	2.000	68.7	687.5	9.50	51,718
	A	203	Peaked	top of sidewall	36.000	0.000	0.000	64.00	0.00	0.00	64.000	2.200	66.2	818.2	10.0	59,582
	A	204	Peaked	top of sidewall	42.000	0.000	0.000	64.00	0.00	0.00	64.000	2.500	66.5	1113.7	10.0	81,467
	A	205	Peaked	top of sidewall	45.000	0.000	0.000	66.70	0.00	0.00	66.700	2.700	69.4	1278.5	10.0	97,601
	A	301	Peaked	top of sidewall	48.000	0.000	0.000	88.10	0.00	0.00	88.100	3.400	91.5	1454.6	10.0	146,406
	A	302	Peaked	top of sidewall	48.000	0.000	0.000	88.10	0.00	0.00	88.100	3.400	91.5	1454.6	10.0	146,406

NDPSC Bin Capacity Chart

Exam Date:11/24/2014

Dakota Quality Grain Cooperative
PO Box 128
Parshall, ND
County:

Page: 3

Examiner: 1

Status	Section	Bin Number	Bin Type	Base Point	Diameter or Bu/Ft (Irreg).	Length	Width	Side wall	Add for Hopper	Ded. for Obst.	Effective Depth	Add for Peak	Depth for Capac.	Bushels per Foot	Base Pack%	Bushel Capacity with Pack
Section: A																
	A	303	Peaked	top of sidewall	48.000	0.000	0.000	88.10	0.00	0.00	88.100	3.400	91.5	1454.6	10.0	146,406
	A	304	Peaked	top of sidewall	48.000	0.000	0.000	88.10	0.00	0.00	88.100	3.400	91.5	1454.6	10.0	146,406
	A	305	Peaked	top of sidewall	48.000	0.000	0.000	88.10	0.00	0.00	88.100	3.400	91.5	1454.6	10.0	146,406
	A	306	Peaked	top of sidewall	48.000	0.000	0.000	88.10	0.00	0.00	88.100	3.400	91.5	1454.6	10.0	146,406
	A	307	Peaked	top of sidewall	48.000	0.000	0.000	88.10	0.00	0.00	88.100	3.400	91.5	1454.6	10.0	146,406
	A	308	Peaked	top of sidewall	48.000	0.000	0.000	88.10	0.00	0.00	88.100	3.400	91.5	1454.6	10.0	146,406

Bin count: 52

Facility: Parshall Section: A Total: **1,712,382**To Even: **1,713,000****Section: B**

B	000 East	Round	bttm inspection hole	32.500	0.000	0.000	80.00	0.00	0.00	80.000	0.000	80.0	666.9	9.50	58,420
B	000 West	Round	bttm inspection hole	32.500	0.000	0.000	80.00	0.00	0.00	80.000	0.000	80.0	666.9	9.50	58,420
B	002	Square	work floor	0.000	7.300	3.800	54.00	0.00	0.00	54.000	0.000	54.0	22.3	2.00	1,228
B	003	Square	work floor	0.000	7.300	3.800	54.00	0.00	0.00	54.000	0.000	54.0	22.3	2.00	1,228
B	004	Irregular	work floor	73.000	0.000	0.000	75.00	0.00	0.00	75.000	0.000	75.0	73.0	5.20	5,760
B	005	Square	work floor	0.000	7.300	3.800	54.00	0.00	0.00	54.000	0.000	54.0	22.3	2.00	1,228
B	006	Square	work floor	0.000	7.300	3.800	54.00	0.00	0.00	54.000	0.000	54.0	22.3	2.00	1,228
B	007	Irregular	work floor - interstice	84.000	0.000	0.000	75.00	0.00	0.00	75.000	0.000	75.0	84.0	5.80	6,665
B	008	Square	work floor	0.000	7.300	3.800	54.00	0.00	0.00	54.000	0.000	54.0	22.3	2.00	1,228
B	009	Square	work floor	0.000	7.300	3.800	54.00	0.00	0.00	54.000	0.000	54.0	22.3	2.00	1,228
B	010	Irregular	work floor - irregular	32.000	0.000	0.000	38.00	0.00	0.00	38.000	0.000	38.0	32.0	2.50	1,246
B	011	Square	work floor	0.000	7.300	3.800	54.00	0.00	0.00	54.000	0.000	54.0	22.3	2.00	1,228
B	012	Square	work floor	0.000	7.300	3.800	54.00	0.00	0.00	54.000	0.000	54.0	22.3	2.00	1,228

NDPSC Bin Capacity Chart

Exam Date: 11/24/2014

Dakota Quality Grain Cooperative
 PO Box 128
 Parshall, ND
 County:

Examiner: 1

Status	Section	Bin Number	Bin Type	Base Point	Diameter or Bu/Ft (Irreg.)		Side wall	Add for Hopper	Ded. for Obst.	Effective Depth	Add for Peak	Depth for Capac.	Bushels per Foot	Base Pack%	Bushel Capacity with Pack	
					Length	Width				Depth						
	B	013	Irregular	work floor - irregular	84.000	0.000	0.000	75.00	0.00	0.00	75.000	0.000	75.0	84.0	5.80	6,665
	B	014 T	Square	work floor	0.000	6.400	3.000	38.00	0.00	0.00	38.000	0.000	38.0	15.4	2.00	597
	B	014 B	Irregular	work floor -top 38'	47.000	0.000	0.000	34.00	0.00	0.00	34.000	0.000	34.0	47.0	4.00	1,662
	B	015	Square	work floor	0.000	3.500	3.500	54.00	0.00	0.00	54.000	0.000	54.0	9.8	2.00	540
	B	016	Irregular	work floor - irregular	73.000	0.000	0.000	75.00	0.00	0.00	75.000	0.000	75.0	73.0	5.20	5,760
	B	017	Square	work floor	0.000	3.500	3.500	54.00	0.00	0.00	54.000	0.000	54.0	9.8	2.00	540
	B	018	Square	work floor	0.000	3.500	3.500	54.00	0.00	0.00	54.000	0.000	54.0	9.8	2.00	540
	B	020	Square	work floor	0.000	3.500	3.500	54.00	0.00	0.00	54.000	0.000	54.0	9.8	2.00	540
	B	101	Round	top of slab	26.100	0.000	0.000	125.0	0.00	0.00	125.00	0.000	125.0	430.1	8.20	58,172
	B	102	Round	top of slab	26.100	0.000	0.000	125.0	0.00	0.00	125.00	0.000	125.0	430.1	8.20	58,172
	B	201	Round	top of slab	38.200	0.000	0.000	110.6	0.00	0.00	110.60	0.000	110.6	921.3	10.0	112,086
	B	202	Round	top of slab	38.200	0.000	0.000	110.6	0.00	0.00	110.60	0.000	110.6	921.3	10.0	112,086
	B	203	Round	top of slab	38.200	0.000	0.000	109.9	0.00	0.00	109.90	0.000	109.9	921.3	10.0	111,376
	B	204	Round	top of slab	38.200	0.000	0.000	109.9	0.00	0.00	109.90	0.000	109.9	921.3	10.0	111,376
	B	205	Irregular	top of slab	224.80	0.000	0.000	108.6	0.00	0.00	108.60	0.000	108.6	224.8	7.00	26,122
	B	206	Irregular	top of slab	107.60	0.000	0.000	108.6	0.00	0.00	108.60	0.000	108.6	107.6	6.20	12,409
	B	207	Irregular	top of slab	107.60	0.000	0.000	108.6	0.00	0.00	108.60	0.000	108.6	107.6	6.20	12,409
	B	208	Irregular	top of slab	139.00	13.15	13.15	108.6	0.00	0.00	108.60	0.000	108.6	139.0	6.50	16,076
	B	209	Irregular	top of slab	126.60	0.000	0.000	53.00	0.00	0.00	53.000	0.000	53.0	126.6	6.50	7,146

Bin count: 32

Facility: Parshall Section: B Total: 794,609

To Even: 795,000

NDPSC Bin Capacity Chart

Exam Date: 11/24/2014

Dakota Quality Grain Cooperative
 PO Box 128
 Parshall, ND
 County:

Examiner: 1

Status	Section	Bin Number	Bin Type	Base Point	Diameter or Bu/Ft (Irreg.)		Side wall	Add for Hopper	Ded. for Obst.	Effective Depth	Add for Peak	Depth for Capac.	Bushels per Foot	Base Pack%	Bushel Capacity with Pack
					Length	Width									
C	001	Peaked	top of slab	14.500	0.000	0.000	18.00	2.50	0.00	20.500	0.900	21.4	132.7	5.50	2,996
C	002	Peaked	top of slab	14.500	0.000	0.000	18.00	2.50	0.00	20.500	0.900	21.4	132.7	5.50	2,996
C	003	Peaked	top of slab	14.500	0.000	0.000	18.00	2.50	0.00	20.500	0.900	21.4	132.7	5.50	2,996
C	004	Peaked	top of slab	14.500	0.000	0.000	18.00	2.50	0.00	20.500	0.900	21.4	132.7	5.50	2,996
C	005	Peaked	top of slab	14.500	0.000	0.000	18.00	2.50	0.00	20.500	0.900	21.4	132.7	5.50	2,996
C	006	Peaked	top of slab	14.500	0.000	0.000	18.00	2.50	0.00	20.500	0.900	21.4	132.7	5.50	2,996
C	007	Peaked	top of sidewall	14.000	0.000	0.000	12.00	1.70	0.00	13.700	0.800	14.5	123.7	5.50	1,893
C	008	Peaked	top of sidewall	14.000	0.000	0.000	12.00	1.70	0.00	13.700	0.800	14.5	123.7	5.50	1,893
C	009	Peaked	top of slab	16.000	0.000	0.000	16.00	2.00	0.00	18.000	1.000	19.0	161.6	5.80	3,248
C	010	Peaked	top of slab	16.000	0.000	0.000	16.00	2.00	0.00	18.000	1.000	19.0	161.6	5.80	3,248
C	011	Peaked	top of slab	16.000	0.000	0.000	16.00	2.00	0.00	18.000	1.000	19.0	161.6	5.80	3,248
C	012	Peaked	top of slab	16.000	0.000	0.000	16.00	2.00	0.00	18.000	1.000	19.0	161.6	5.80	3,248
C	013	Peaked	top of slab	16.000	0.000	0.000	16.00	2.00	0.00	18.000	1.000	19.0	161.6	5.80	3,248
C	014	Peaked	top of slab	16.000	0.000	0.000	16.00	2.00	0.00	18.000	1.000	19.0	161.6	5.80	3,248
C	015	Peaked	top of slab	16.000	0.000	0.000	16.00	2.00	0.00	18.000	1.000	19.0	161.6	5.80	3,248
C	016	Peaked	top of sidewall	16.000	0.000	0.000	16.00	2.00	0.00	18.000	1.000	19.0	161.6	5.80	3,248
C	017	Peaked	top of sidewall	15.900	0.000	0.000	20.00	2.00	0.00	22.000	1.000	23.0	159.6	5.80	3,884
C	018	Peaked	top of sidewall	15.900	0.000	0.000	20.00	2.00	0.00	22.000	1.000	23.0	159.6	5.80	3,884
C	019	Peaked	top of sidewall	15.900	0.000	0.000	20.00	2.00	0.00	22.000	1.000	23.0	159.6	5.80	3,884
C	020	Peaked	top of sidewall	15.900	0.000	0.000	20.00	2.00	0.00	22.000	1.000	23.0	159.6	5.80	3,884
C	021	Peaked	top of sidewall	15.900	0.000	0.000	20.00	2.00	0.00	22.000	1.000	23.0	159.6	5.80	3,884

Bin count: 21

Facility: Parshall Section: C Total: 67,166

To Even: 68,000

NDPSC Bin Capacity Chart

Exam Date: 11/24/2014

Dakota Quality Grain Cooperative
 PO Box 128
 Parshall, ND
 County:

Examiner: 1

Status	Section	Bin Number	Bin Type	Base Point	Diameter or Bu/Ft (Irreg.)	Length	Width	Side wall	Add for Hopper	Ded. for Obst.	Effective Depth	Add for Peak	Depth for Capac.	Bushels per Foot	Base Pack%	Bushel Capacity with Pack
--------	---------	------------	----------	------------	----------------------------	--------	-------	-----------	----------------	----------------	-----------------	--------------	------------------	------------------	------------	---------------------------

Section: D

D	101	Flat	top of sidewall catwalk 27.0'	0.000	80.90	70.00	20.30	0.00	0.00	20.300	0.000	20.3	4552.3	10.0	101,653
D	102	Flat	top of sidewall catwalk 27.0'	27.000	148.0	70.00	10.20	0.00	0.00	10.200	11.40	21.6	8328.0	10.0	197,874

Bin count: 2

Facility: Parshall Section: D Total: **299,527**

To Even: **300,000**

Section: F

F	002A	Square	work floor	0.000	9.800	5.700	86.00	0.00	0.00	86.000	0.000	86.0	44.9	3.50	3,996
F	002B	Square	work floor	0.000	5.800	5.000	86.00	0.00	0.00	86.000	0.000	86.0	23.3	2.00	2,044
F	003A	Irregular	work floor	35.400	0.000	0.000	86.00	0.00	0.00	86.000	0.000	86.0	35.4	3.00	3,135
F	003B	Irregular	work floor	35.400	0.000	0.000	86.00	0.00	0.00	86.000	0.000	86.0	35.4	3.00	3,135
F	004	Irregular	work floor	48.600	0.000	0.000	86.00	0.00	0.00	86.000	0.000	86.0	48.6	4.20	4,356
F	005	Round	work floor	13.000	0.000	0.000	110.0	0.00	0.00	110.00	0.000	110.0	106.7	5.20	12,347
F	006	Irregular	work floor	22.500	0.000	0.000	86.00	0.00	0.00	86.000	0.000	86.0	22.5	2.00	1,974
F	007	Irregular	work floor	25.300	0.000	0.000	86.00	0.00	0.00	86.000	0.000	86.0	25.3	2.50	2,230
F	008	Square	work floor	0.000	5.600	5.000	86.00	0.00	0.00	86.000	0.000	86.0	22.5	2.00	1,974
F	009	Irregular	work floor	25.300	0.000	0.000	86.00	0.00	0.00	86.000	0.000	86.0	25.3	2.50	2,230
F	011	Irregular	work floor	22.500	0.000	0.000	86.00	0.00	0.00	86.000	0.000	86.0	22.5	2.00	1,974
F	012	Round	work floor	13.000	0.000	0.000	110.0	0.00	0.00	110.00	0.000	110.0	106.7	5.20	12,347
F	013	Square	work floor	0.000	9.800	5.700	86.00	0.00	0.00	86.000	0.000	86.0	44.9	3.50	3,996
F	014	Irregular	work floor	9.000	0.000	0.000	86.00	0.00	0.00	86.000	0.000	86.0	9.0	2.00	789
F	015A	Irregular	work floor-each bin	9.000	0.000	0.000	86.00	0.00	0.00	86.000	0.000	86.0	9.0	2.00	789
F	015B	Irregular	work floor-each bin	9.000	0.000	0.000	86.00	0.00	0.00	86.000	0.000	86.0	9.0	2.00	789
F	015C	Irregular	work floor-each bin	9.000	0.000	0.000	86.00	0.00	0.00	86.000	0.000	86.0	9.0	2.00	789

NDPSC Bin Capacity Chart

Exam Date:11/24/2014

Dakota Quality Grain Cooperative

Page: 7

Examiner: 1

PO Box 128
Parshall, ND
County:

Status	Section	Bin Number	Bin Type	Base Point	Diameter or Bu/Ft (Irreg).		Side wall	Add for Hopper	Ded. for Obst.	Effective Depth	Add for Peak	Depth for Capac.	Bushels per Foot	Base Pack%	Bushel Capacity with Pack	
					Length	Width										
	Section: F															
	F	016	Square	work floor	0.000	5.600	5.000	86.00	0.00	0.00	86.000	0.000	86.0	22.5	2.00	1,974
	F	017	Irregular	work floor	35.400	0.000	0.000	86.00	0.00	0.00	86.000	0.000	86.0	35.4	3.00	3,135
	F	018	Square	work floor	0.000	9.800	5.700	86.00	0.00	0.00	86.000	0.000	86.0	44.9	3.50	3,996
	F	019	Round	work floor	13.000	0.000	0.000	110.0	0.00	0.00	110.00	0.000	110.0	106.7	5.20	12,347
	F	020	Irregular	work floor	21.700	0.000	0.000	86.00	0.00	0.00	86.000	0.000	86.0	21.7	2.00	1,903
	F	021A	Square	work floor	0.000	6.300	5.000	86.00	0.00	0.00	86.000	0.000	86.0	25.3	2.50	2,230
	F	021B	Irregular	work floor	22.400	0.000	0.000	86.00	0.00	0.00	86.000	0.000	86.0	22.4	2.00	1,965
	F	022	Irregular	work floor	23.300	0.000	0.000	86.00	0.00	0.00	86.000	0.000	86.0	23.3	2.00	2,044
	F	023	Irregular	work floor	22.400	0.000	0.000	86.00	0.00	0.00	86.000	0.000	86.0	22.4	2.00	1,965
	F	024	Round	work floor	13.000	0.000	0.000	110.0	0.00	0.00	110.00	0.000	110.0	106.7	5.20	12,347
	F	025	Square	work floor	0.000	6.300	2.300	86.00	0.00	0.00	86.000	0.000	86.0	11.6	2.00	1,018
	F	026	Peaked	top of sidewall	15.000	0.000	0.000	25.00	2.20	0.00	27.200	0.900	28.1	142.1	5.50	4,213
	F	027	Peaked	top of sidewall	15.000	0.000	0.000	25.00	2.20	0.00	27.200	0.900	28.1	142.1	5.50	4,213
	F	028	Peaked	work floor	15.000	0.000	0.000	25.00	2.20	0.00	27.200	0.900	28.1	142.1	5.50	4,213
	F	029	Peaked	work floor	15.000	0.000	0.000	25.00	2.20	0.00	27.200	0.900	28.1	142.1	5.50	4,213
	F	030	Peaked	work floor	15.000	0.000	0.000	25.00	2.20	0.00	27.200	0.900	28.1	142.1	5.50	4,213
	F	031	Peaked	work floor	16.000	0.000	0.000	12.00	2.00	0.00	14.000	1.000	15.0	161.6	5.80	2,565
	F	032	Peaked	work floor	16.000	0.000	0.000	12.00	2.00	0.00	14.000	1.000	15.0	161.6	5.80	2,565
	F	033	Peaked	work floor	16.000	0.000	0.000	12.00	2.00	0.00	14.000	1.000	15.0	161.6	5.80	2,565
	F	034	Peaked	work floor	16.000	0.000	0.000	12.00	2.00	0.00	14.000	1.000	15.0	161.6	5.80	2,565
	F	101	Peaked	work floor	36.000	0.000	0.000	47.70	0.00	0.00	47.700	2.200	49.9	818.2	10.0	44,911
	F	102	Peaked	work floor	36.000	0.000	0.000	47.70	0.00	0.00	47.700	2.200	49.9	818.2	10.0	44,911
	F	103	Peaked	work floor	36.000	0.000	0.000	47.70	0.00	0.00	47.700	2.200	49.9	818.2	10.0	44,911

NDPSC Bin Capacity Chart

Exam Date: 11/24/2014

Dakota Quality Grain Cooperative
 PO Box 128
 Parshall, ND
 County:

Examiner: 1

Status	Section	Bin Number	Bin Type	Base Point	Diameter or Bu/Ft (Irreg).		Side wall	Add for Hopper	Ded. for Obst.	Effective Depth	Add for Peak	Depth for Capac.	Bushels per Foot	Base Pack%	Bushel Capacity with Pack	
					Length	Width										
	Section: F															
F	104	Peaked	work floor		36.000	0.000	0.000	47.70	0.00	0.00	47.700	2.200	49.9	818.2	10.0	44,911
F	105	Peaked	work floor		36.000	0.000	0.000	47.70	0.00	0.00	47.700	2.200	49.9	818.2	10.0	44,911
F	106	Peaked	work floor		36.000	0.000	0.000	47.70	0.00	0.00	47.700	2.200	49.9	818.2	10.0	44,911
F	107	Peaked	work floor		36.000	0.000	0.000	40.00	0.00	0.00	40.000	2.200	42.2	818.2	10.0	37,981
F	108	Peaked	work floor		36.000	0.000	0.000	40.00	0.00	0.00	40.000	2.200	42.2	818.2	10.0	37,981
F	109	Peaked	work floor		36.000	0.000	0.000	40.00	0.00	0.00	40.000	2.200	42.2	818.2	10.0	37,981
F	201	Round	bttm manhole		38.700	0.000	0.000	80.80	0.00	0.00	80.800	0.000	80.8	945.6	10.0	84,044
F	202	Round	bttm manhole		36.000	0.000	0.000	90.10	0.00	0.00	90.100	0.000	90.1	818.2	10.0	81,092
F	203	Round	bttm manhole		42.000	0.000	0.000	90.10	0.00	0.00	90.100	0.000	90.1	1113.7	10.0	110,378
F	204	Round	bttm manhole		48.000	0.000	0.000	93.60	0.00	0.00	93.600	0.000	93.6	1454.6	10.0	149,766

Bin count: 50

Facility: New Town Section: F Total: **943,832**

To Even: **944,000**

Section: G

G	004	Peaked	work floor		22.400	0.000	0.000	31.50	0.00	0.00	31.500	1.300	32.8	316.8	7.20	11,139
G	005	Peaked	work floor		22.400	0.000	0.000	31.50	0.00	0.00	31.500	1.300	32.8	316.8	7.20	11,139
G	006	Peaked	work floor		22.400	0.000	0.000	31.50	0.00	0.00	31.500	1.300	32.8	316.8	7.20	11,139
G	007	Peaked	work floor		22.400	0.000	0.000	31.50	0.00	0.00	31.500	1.300	32.8	316.8	7.20	11,139

Bin count: 4

Facility: New Town Section: G Total: **44,556**

To Even: **45,000**

NDPSC Bin Capacity Chart

Exam Date:11/24/2014
 Examiner: 1

Dakota Quality Grain Cooperative
 PO Box 128
 Parshall, ND
 County:

Status	Section	Bin Number	Bin Type	Base Point	Diameter or Bu/Ft (Irreg.) Length	Width	Side wall	Add for Hopper	Ded. for Obst.	Effective Depth	Add for Peak	Depth for Capac.	Bushels per Foot	Base Pack%	Bushel Capacity with Pack	
Section: I																
	I	001	Peaked	top of sidewall - round or	23.500	0.000	0.000	20.00	0.00	0.00	20.000	1.400	21.4	348.7	7.50	8,022
	I	002	Peaked	round or peaked ??	23.500	0.000	0.000	20.00	0.00	0.00	20.000	1.400	21.4	348.7	7.50	8,022
	I	003	Peaked	round or peaked ??	23.500	0.000	0.000	20.00	0.00	0.00	20.000	1.400	21.4	348.7	7.50	8,022
Bin count:		3												Facility: New Town Section: I Total:		24,066
														To Even:	25,000	

Section: J

J	001	Square	work floor		0.000	11.00	3.500	51.00	0.00	0.00	51.000	0.000	51.0	30.9	2.50	1,615
J	003	Square	work floor		0.000	11.00	7.300	68.00	0.00	0.00	68.000	0.000	68.0	64.5	5.00	4,605
J	004	Square	work floor		0.000	11.00	5.500	68.00	0.00	0.00	68.000	0.000	68.0	48.6	4.20	3,444
J	005	Square	work floor		0.000	11.50	11.00	65.00	0.00	0.00	65.000	0.000	65.0	101.7	6.00	7,008
J	006	Square	work floor		0.000	12.30	7.300	52.00	0.00	0.00	52.000	0.000	52.0	72.2	5.20	3,949
J	008	Square	work floor		0.000	12.30	11.50	50.00	0.00	0.00	50.000	0.000	50.0	113.7	6.20	6,037
J	009	Square	work floor		0.000	12.30	5.500	52.00	0.00	0.00	52.000	0.000	52.0	54.4	4.50	2,956
J	010	Square	work floor		0.000	11.00	7.300	68.00	0.00	0.00	68.000	0.000	68.0	64.5	5.00	4,605
J	011	Square	work floor		0.000	11.50	11.00	65.00	0.00	0.00	65.000	0.000	65.0	101.7	6.00	7,008
J	012	Square	work floor		0.000	11.00	5.500	68.00	0.00	0.00	68.000	0.000	68.0	48.6	4.20	3,444
J	013	Square	work floor climb under scale		0.000	11.00	6.700	20.00	0.00	0.00	20.000	0.000	20.0	59.2	4.80	1,241
J	014	Square	work floor climb under scale		0.000	11.00	6.700	20.00	0.00	0.00	20.000	0.000	20.0	59.2	4.80	1,241
J	015	Square	work floor		0.000	11.00	7.300	68.00	0.00	0.00	68.000	0.000	68.0	64.5	5.00	4,605
J	016	Square	work floor		0.000	11.00	5.500	68.00	0.00	0.00	68.000	0.000	68.0	48.6	4.20	3,444
J	017	Square	work floor		0.000	11.50	11.00	65.00	0.00	0.00	65.000	0.000	65.0	101.7	6.00	7,008
J	018	Square	work floor		0.000	12.30	11.50	50.00	0.00	0.00	50.000	0.000	50.0	113.7	6.20	6,037

NDPSC Bin Capacity Chart

Exam Date:11/24/2014

Dakota Quality Grain Cooperative

Page: 10

Examiner: 1

PO Box 128
Parshall, ND
County:

Status	Section	Bin Number	Bin Type	Base Point	Diameter or Bu/Ft (Irreg).		Side wall	Add for Hopper	Ded. for Obst.	Effective Depth	Add for Peak	Depth for Capac.	Bushels per Foot	Base Pack%	Bushel Capacity with Pack	
					Length	Width										
	Section: J															
	J	019	Square	work floor	0.000	12.30	5.500	52.00	0.00	0.00	52.000	0.000	52.0	54.4	4.50	2,956
	J	020	Square	work floor	0.000	12.30	7.300	52.00	0.00	0.00	52.000	0.000	52.0	72.2	5.20	3,949
	J	021	Square	work floor	0.000	11.00	5.500	68.00	0.00	0.00	68.000	0.000	68.0	48.6	4.20	3,444
	J	022	Square	work floor	0.000	11.50	11.00	65.00	0.00	0.00	65.000	0.000	65.0	101.7	6.00	7,008
	J	023 T	Square	work floor	0.000	7.300	5.800	18.00	0.00	0.00	18.000	0.000	18.0	34.0	2.50	627
	J	023 B	Square	work floor - top 18'	0.000	11.00	7.300	50.00	0.00	0.00	50.000	0.000	50.0	64.5	5.00	3,386
	J	024	Square	work floor	0.000	7.300	5.000	18.00	0.00	0.00	18.000	0.000	18.0	29.3	2.50	540
	J	025 T	Square	work floor	0.000	5.000	3.500	25.00	0.00	0.00	25.000	0.000	25.0	14.1	2.00	360
	J	025 B	Square	work floor - top 25'	0.000	11.00	3.500	26.00	0.00	0.00	26.000	0.000	26.0	30.9	2.50	823
	J	026	Square	work floor	0.000	5.500	3.500	22.00	0.00	0.00	22.000	0.000	22.0	15.5	2.00	348
	J	027	Square	work floor	0.000	12.30	6.700	52.00	0.00	0.00	52.000	0.000	52.0	66.2	5.00	3,614
	J	028	Square	work floor	0.000	12.30	6.700	52.00	0.00	0.00	52.000	0.000	52.0	66.2	5.00	3,614
	J	201 T	Square	work floor	0.000	17.00	15.00	61.00	0.00	0.00	61.000	0.000	61.0	205.0	7.00	13,380
	J	201 B	Square	work floor- top 61'	0.000	14.90	13.60	8.000	0.00	0.00	8.000	0.000	8.0	162.9	7.00	1,394
	J	202 T	Square	work floor	0.000	17.00	15.40	61.00	0.00	0.00	61.000	0.000	61.0	210.5	7.00	13,740
	J	202 B	Square	work floor -top 61'	0.000	15.30	13.60	8.000	0.00	0.00	8.000	0.000	8.0	167.3	7.00	1,432
	J	203 T	Square	work floor	0.000	17.00	15.40	61.00	0.00	0.00	61.000	0.000	61.0	210.5	7.00	13,740
	J	203 B	Square	work floor - top 61'	0.000	15.30	13.60	8.000	0.00	0.00	8.000	0.000	8.0	167.3	7.00	1,432
	J	204 T	Square	work floor	0.000	17.00	15.40	61.00	0.00	0.00	61.000	0.000	61.0	210.5	7.00	13,740
	J	204 B	Square	work floor -top 61'	0.000	15.30	13.60	8.000	0.00	0.00	8.000	0.000	8.0	167.3	7.00	1,432
	J	205 T	Square	work floor	0.000	17.00	15.00	61.00	0.00	0.00	61.000	0.000	61.0	205.0	7.00	13,380
	J	205 B	Square	work floor - top 61'	0.000	14.90	13.60	8.000	0.00	0.00	8.000	0.000	8.0	162.9	7.00	1,394
	J	206 T	Square	work floor	0.000	17.00	15.00	61.00	0.00	0.00	61.000	0.000	61.0	205.0	7.00	13,380

NDPSC Bin Capacity Chart

Exam Date:11/24/2014

Dakota Quality Grain Cooperative
PO Box 128
Parshall , ND
County:

Page: 11

Examiner: 1

Status	Section	Bin Number	Bin Type	Base Point	Diameter or Bu/Ft (Irreg).		Side wall	Add for Hopper	Ded. for Obst.	Effective Depth	Add for Peak	Depth for Capac.	Bushels per Foot	Base Pack%	Bushel Capacity with Pack	
					Length	Width										
J	206 B	Square	work floor - top 61'		0.000	14.90	13.60	8.000	0.00	0.00	8.000	0.000	8.0	162.9	7.00	1,394
J	207 T	Square	work floor		0.000	17.00	15.40	61.00	0.00	0.00	61.000	0.000	61.0	210.5	7.00	13,740
J	207 B	Square	work floor - top 61'		0.000	15.30	13.60	8.000	0.00	0.00	8.000	0.000	8.0	167.3	7.00	1,432
J	208 T	Square	work floor		0.000	17.00	15.40	61.00	0.00	0.00	61.000	0.000	61.0	210.5	7.00	13,740
J	208 B	Square	work floor - top 61'		0.000	15.30	13.60	8.000	0.00	0.00	8.000	0.000	8.0	167.3	7.00	1,432
J	209 T	Square	work floor		0.000	17.00	15.40	61.00	0.00	0.00	61.000	0.000	61.0	210.5	7.00	13,740
J	209 B	Square	work floor -top 61'		0.000	15.30	13.60	8.000	0.00	0.00	8.000	0.000	8.0	167.3	7.00	1,432
J	210 T	Square	work floor		0.000	17.00	15.00	61.00	0.00	0.00	61.000	0.000	61.0	205.0	7.00	13,380
J	210 B	Square	work floor - top 61'		0.000	14.90	13.60	8.000	0.00	0.00	8.000	0.000	8.0	162.9	7.00	1,394
J	301	Peaked	top of sidewall Peaked ??		35.900	0.000	0.000	64.50	0.00	0.00	64.500	2.200	66.7	813.7	10.0	59,701
J	302	Peaked	top of sidewall Peaked ??		35.900	0.000	0.000	64.50	0.00	0.00	64.500	2.200	66.7	813.7	10.0	59,701
J	303	Peaked	top of sidewall Peaked ??		35.900	0.000	0.000	64.50	0.00	0.00	64.500	2.200	66.7	813.7	10.0	59,701
J	304	Peaked	top of sidewall Peaked ??		35.900	0.000	0.000	64.50	0.00	0.00	64.500	2.200	66.7	813.7	10.0	59,701

Bin count: 52

Facility: Ross Section: J Total: 487,848

To Even: 488,000

Section: K

K	001	Square	work floor		0.000	11.50	3.700	48.00	0.00	0.00	48.000	0.000	48.0	34.2	3.00	1,691
K	003	Square	work floor		0.000	13.30	11.50	68.00	0.00	0.00	68.000	0.000	68.0	123.0	6.50	8,908
K	004	Square	work floor		0.000	13.30	11.00	68.00	0.00	0.00	68.000	0.000	68.0	117.6	6.20	8,493
K	006	Square	work floor		0.000	13.30	11.50	68.00	0.00	0.00	68.000	0.000	68.0	123.0	6.50	8,908
K	007	Square	work floor		0.000	11.00	6.300	50.00	0.00	0.00	50.000	0.000	50.0	55.7	4.80	2,919
K	008	Square	work floor		0.000	11.50	6.300	48.00	0.00	0.00	48.000	0.000	48.0	58.2	4.80	2,928

NDPSC Bin Capacity Chart

Exam Date: 11/24/2014

Dakota Quality Grain Cooperative
 PO Box 128
 Parshall, ND
 County:

Examiner: 1

Status	Section	Bin Number	Bin Type	Base Point	Diameter or Bu/Ft (Irreg.)		Side wall	Add for Hopper	Ded. for Obst.	Effective Depth	Add for Peak	Depth for Capac.	Bushels per Foot	Base Pack%	Bushel Capacity with Pack	
					Length	Width										
	K	009	Square	work floor	0.000	11.00	6.300	50.00	0.00	0.00	50.000	0.000	50.0	55.7	4.80	2,919
	K	011	Square	work floor	0.000	13.30	11.50	68.00	0.00	0.00	68.000	0.000	68.0	123.0	6.50	8,908
	K	012 T	Square	work floor	0.000	11.50	6.300	12.00	0.00	0.00	12.000	0.000	12.0	58.2	4.80	732
	K	012 B	Square	work floor	0.000	11.50	6.300	36.00	0.00	0.00	36.000	0.000	36.0	58.2	4.80	2,196
	K	013	Square	work floor	0.000	11.00	6.400	50.00	0.00	0.00	50.000	0.000	50.0	56.6	4.80	2,966
	K	014	Square	work floor	0.000	11.00	6.400	50.00	0.00	0.00	50.000	0.000	50.0	56.6	4.80	2,966
	K	015	Square	work floor	0.000	7.000	3.700	48.00	0.00	0.00	48.000	0.000	48.0	20.8	2.00	1,018
	K	016	Square	work floor	0.000	13.30	11.50	68.00	0.00	0.00	68.000	0.000	68.0	123.0	6.50	8,908
	K	017	Square	work floor	0.000	5.000	4.500	30.00	0.00	0.00	30.000	0.000	30.0	18.1	2.00	554
	K	018	Square	work floor	0.000	4.500	3.700	30.00	0.00	0.00	30.000	0.000	30.0	13.4	2.00	410

Bin count: 16

Facility: Ross Section: K Total: **65,424**

To Even: **66,000**

Section: L

L	H001	Peaked	work floor	14.500	0.000	0.000	25.00	2.00	0.00	27.000	0.900	27.9	132.7	5.50	3,906
L	H002	Peaked	work floor	14.500	0.000	0.000	25.00	2.00	0.00	27.000	0.900	27.9	132.7	5.50	3,906
L	H003	Peaked	work floor	14.500	0.000	0.000	25.00	2.00	0.00	27.000	0.900	27.9	132.7	5.50	3,906
L	H004	Peaked	work floor	16.000	0.000	0.000	16.00	2.00	0.00	18.000	1.000	19.0	161.6	5.80	3,248
L	H005	Peaked	work floor	16.000	0.000	0.000	16.00	2.00	0.00	18.000	1.000	19.0	161.6	5.80	3,248
L	H006	Peaked	work floor	13.500	0.000	0.000	12.00	1.80	0.00	13.800	0.800	14.6	115.1	5.20	1,767
L	H007	Peaked	work floor	13.500	0.000	0.000	12.00	1.80	0.00	13.800	0.800	14.6	115.1	5.20	1,767
L	H008	Peaked	work floor	13.500	0.000	0.000	12.00	1.80	0.00	13.800	0.800	14.6	115.1	5.20	1,767
L	H009	Peaked	work floor	13.500	0.000	0.000	12.00	1.80	0.00	13.800	0.800	14.6	115.1	5.20	1,767

25 282 x 10 11 006

NDPSC Bin Capacity Chart

Exam Date:04/02/2014

Dakota Quality Grain Cooperative
PO Box 128
Parshall, ND
County:

Page: 1

Examiner: 1

Status	Section	Bin Number	Bin Type	Base Point	Diameter or Bu/Ft (Irreg).		Side wall	Add for Hopper	Ded. for Obst.	Effective Depth	Add for Peak	Depth for Capac.	Bushels per Foot	Base Pack%	Bushel Capacity with Pack
					Length	Width									

Facility: Ross**Section: M**

	M	001	Square	top of slab	88.800	10.40	10.70	85.00	4.30	0.70	88.600	0.000	88.6	89.5	5.80	8,390
	M	002	Square	top of slab	88.800	10.40	10.70	85.00	4.30	0.70	88.600	0.000	88.6	89.5	5.80	8,390
	M	003	Square	top of slab	102.50	12.00	10.70	85.00	4.30	0.60	88.700	0.000	88.7	103.2	6.00	9,703
	M	004	Square	top of slab	102.50	12.00	10.70	85.00	4.30	0.60	88.700	0.000	88.7	103.2	6.00	9,703
	M	005	Square	top of slab	102.50	12.00	10.70	85.00	4.30	0.60	88.700	0.000	88.7	103.2	6.00	9,703
	M	006	Square	top of slab	102.50	12.00	10.70	85.00	4.30	0.60	88.700	0.000	88.7	103.2	6.00	9,703
	M	008	Round	top of slab	22.000	0.000	0.000	123.0	0.00	0.00	123.00	0.000	123.0	305.6	7.20	40,295
	M	009	Round	top of slab	22.000	0.000	0.000	39.00	2.70	0.00	41.700	0.000	41.7	305.6	7.20	13,662
	M	010	Irregular	top of slab	54.800	8.257	8.257	122.5	0.00	0.00	122.50	0.000	122.5	54.8	4.50	7,015
	M	011	Irregular	top of slab	124.10	12.43	12.43	122.0	0.00	0.00	122.00	0.000	122.0	124.1	6.50	16,124
	M	012	Irregular	top of slab	124.10	12.43	12.43	122.0	0.00	0.00	122.00	0.000	122.0	124.1	6.50	16,124
	M	013	Irregular	top of slab	124.10	12.43	12.43	122.0	0.00	0.00	122.00	0.000	122.0	124.1	6.50	16,124
	M	014	Round	top of slab	28.000	0.000	0.000	122.5	0.00	0.00	122.50	0.000	122.5	495.0	8.50	65,792
	M	015	Round	top of slab	28.000	0.000	0.000	122.5	0.00	0.00	122.50	0.000	122.5	495.0	8.50	65,792
	M	016	Round	top of slab	28.000	0.000	0.000	122.5	0.00	0.00	122.50	0.000	122.5	495.0	8.50	65,792
	M	017	Round	top of slab	28.000	0.000	0.000	122.5	0.00	0.00	122.50	0.000	122.5	495.0	8.50	65,792
	M	018	Round	top of slab	28.000	0.000	0.000	122.5	0.00	0.00	122.50	0.000	122.5	495.0	8.50	65,792
	M	019	Round	top of slab	28.000	0.000	0.000	122.5	0.00	0.00	122.50	0.000	122.5	495.0	8.50	65,792
	M	020	Round	top of slab	28.000	0.000	0.000	122.5	0.00	0.00	122.50	0.000	122.5	495.0	8.50	65,792
	M	021	Round	top of slab	28.000	0.000	0.000	122.5	0.00	0.00	122.50	0.000	122.5	495.0	8.50	65,792
Added	M	022	Round	top of slab	56.000	0.000	0.000	125.2	0.00	0.00	125.17	0.000	125.2	1979.9	10.0	272,671
Added	M	023	Round	top of slab	56.000	0.000	0.000	125.2	0.00	0.00	125.17	0.000	125.2	1979.9	10.0	272,671

Client ID: 1155

NDPSC Bin Capacity Chart

03/16/2015 04:08:57 PM

Exam Date:04/02/2014

Dakota Quality Grain Cooperative
PO Box 128
Parshall , ND
County:

Page: 2

Examiner: 1

Status	Section	Bin Number	Bin Type	Base Point	Diameter or Bu/Ft (Irreg.)	Length	Width	Side wall	Add for Hopper	Ded. for Obst.	Effective Depth	Add for Peak	Depth for Capac.	Bushels per Foot	Base Pack%	Bushel Capacity with Pack
--------	---------	------------	----------	------------	-------------------------------	--------	-------	--------------	----------------------	----------------------	--------------------	--------------------	------------------------	------------------------	---------------	------------------------------

Facility: Ross

Section: M

Added	M	024	Round	top of slab	56.000	0.000	0.000	125.2	0.00	0.00	125.17	0.000	125.2	1979.9	10.0	272,671
-------	---	-----	-------	-------------	--------	-------	-------	-------	------	------	--------	-------	-------	--------	------	---------

Bin count: 23

Facility: Ross Section: M Total: 1,509,285

To Even: 1,510,000

Overall Licensed Bin Capacity for:

Dakota Quality Grain Cooperative

Bin count: 23

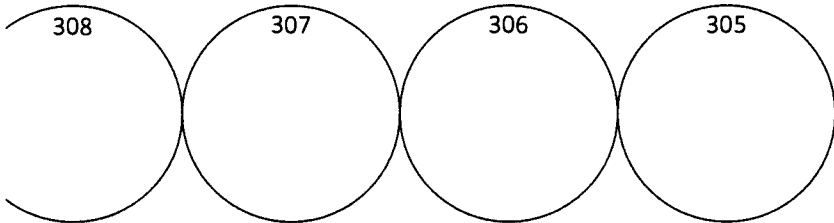
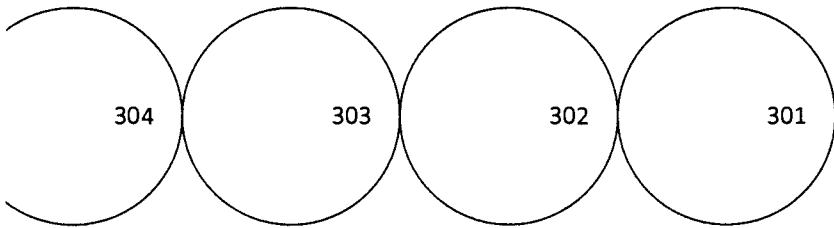
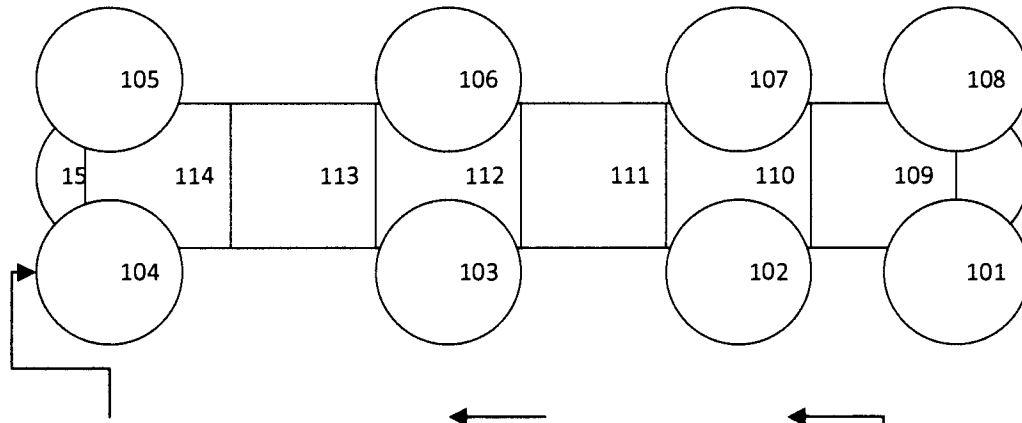
Licensed Capacity:
(includes pack)

5,388,353 Bu.

Licensed Capacity (to even):
(includes pack and section totals are
rounded up to next highest 1000)

5,394,000 Bu.

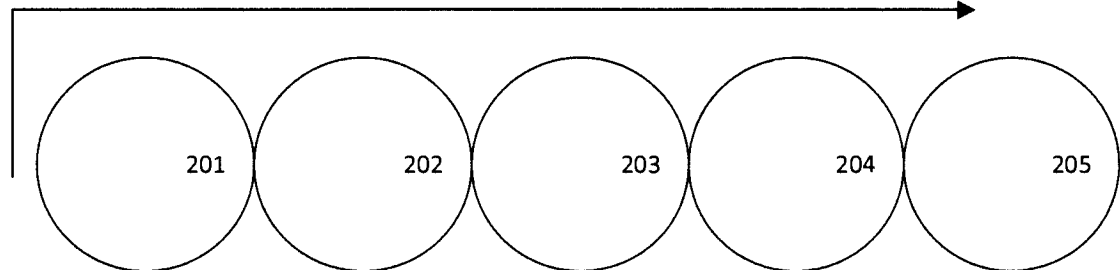
DAKOTA QUALITY GRAIN CO
 PARSHALL ND
 SECTION A Parshall
 CP RAIL



014	XXXX		10	011
	13			
016	015		07	09
018	017		012	08
019	020		05	06
021	022		04	03
023	024	XX XX	01	02

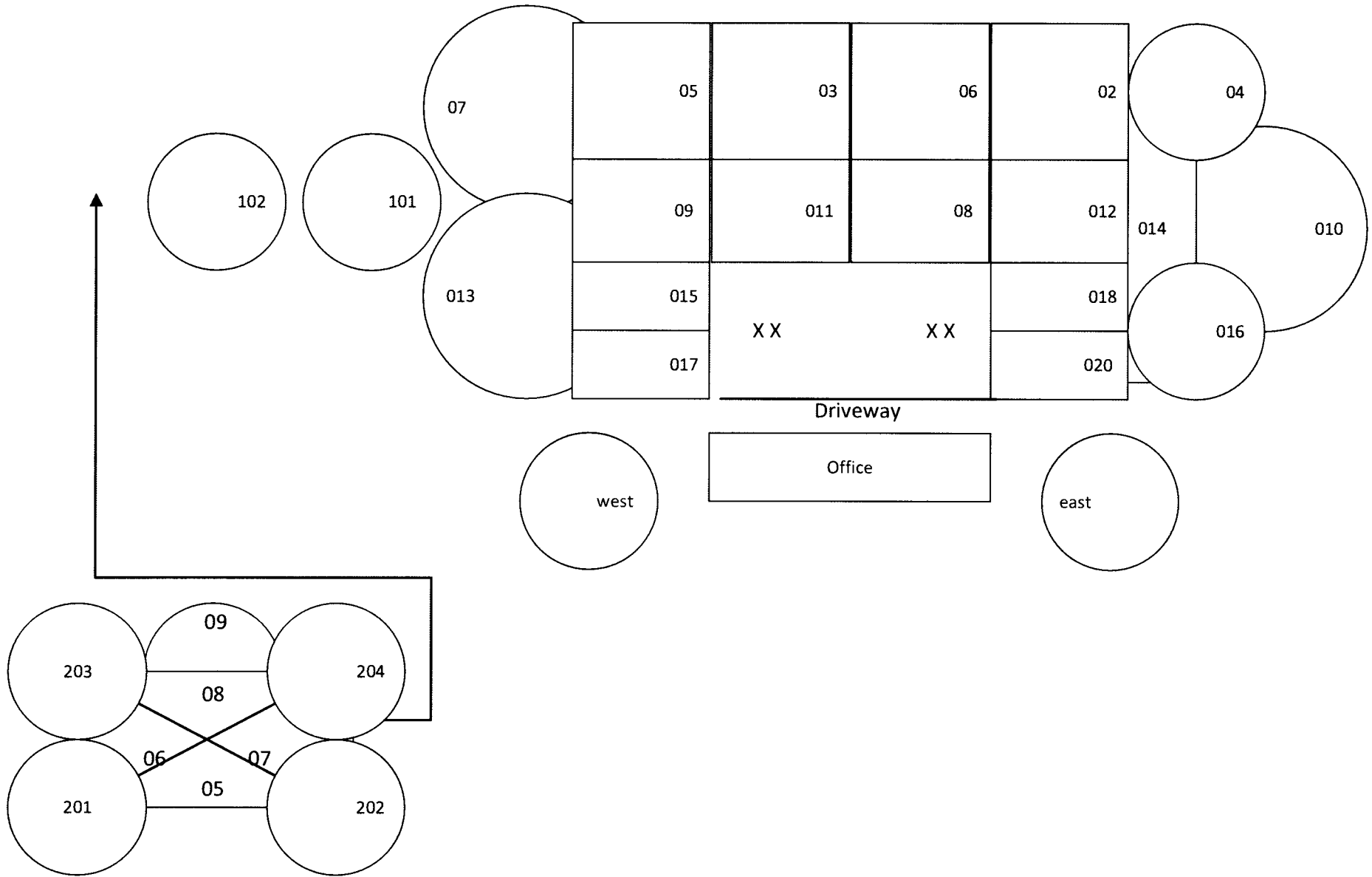
Driveway

Warehouse	Office
-----------	--------



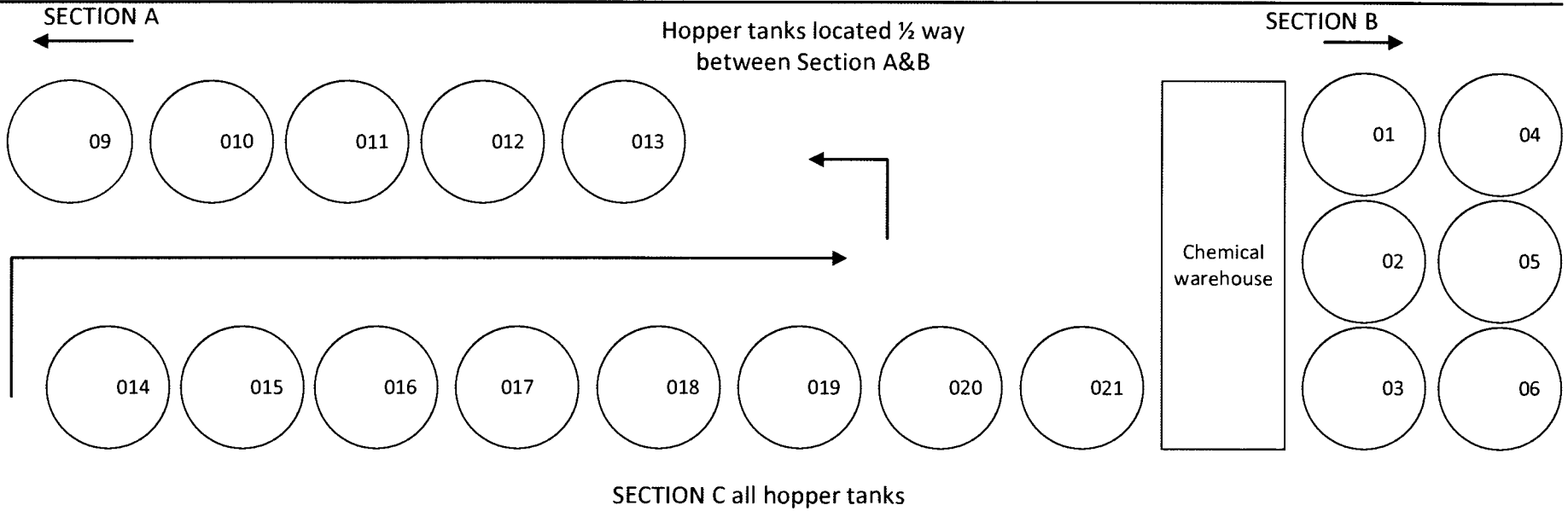
DAKOTA QUALITY GRAIN CO
PARSHALL ND
SECTION B Parshall

CP RAIL

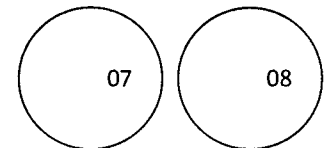


DAKOTA QUALITY GRAIN CO
PARSHALL ND
SECTION B Parshall

CP RAIL




2 hoppers located south of
Section B



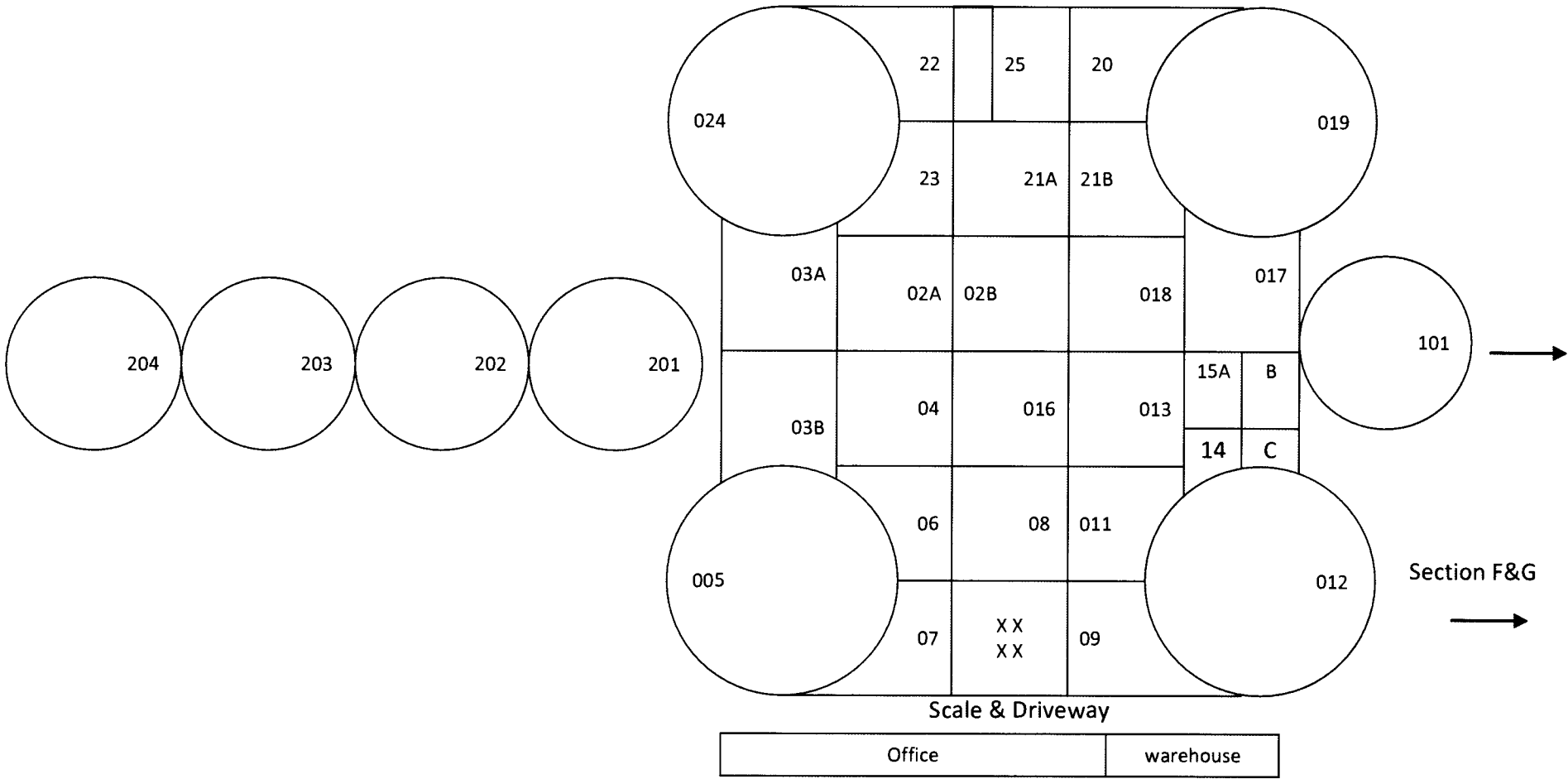
Basic dimensions
70' W
Catwalk 27.0' ht above floor
Sidewall ht. 20'
top down 1st brace 16.4'
2nd brace down 13.8'
3rd brace down 11.8'
4th brace down 9.0'
5th brace down 7.5'
101 west 82'L
102 east 148.5'L

DAKOTA QUALITY GRAIN CO
PARSHALL ND
SECTION D Parshall
Flat storage building
101 West & 102 East



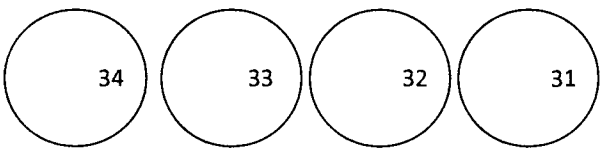
DAKOTA QUALITY GRAIN CO
 PARSHALL ND
 SECTION F New Town

CP RAIL



Section F&G
 →

Westeel hoppers south by
 NH3 plant



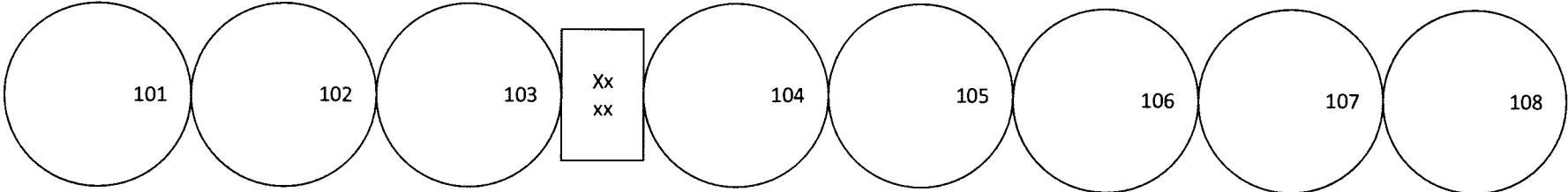
SECTION F
 A,B,C bins common fill spout
 & separate discharge

DAKOTA QUALITY GRAIN CO
PARSHALL ND
SECTION F,G,I New Town

CP RAIL

SECTION F

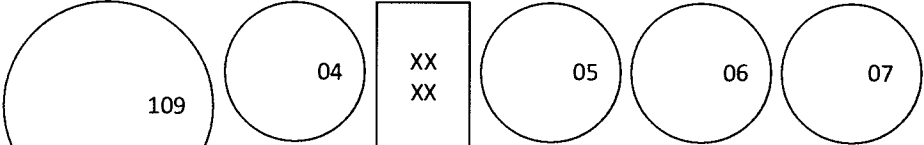
SECTION F



Concrete elevator



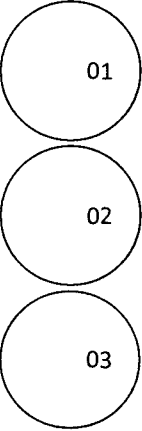
Section G



Driveway & scale Section G



Section I 1/2 block East



Dakota Quality Grain Coop
 Section K
 Ross Location

11		12	08	06	
14	13	09	07	04	
16		15	XX XX	01	03
		18	17		
Driveway					
warehouse			Office		

Section K located 100' west of section J,
 between M & J

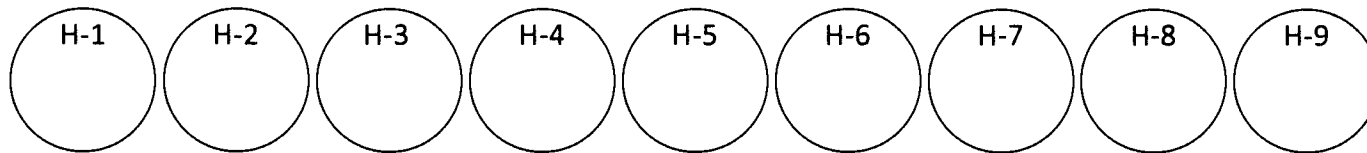
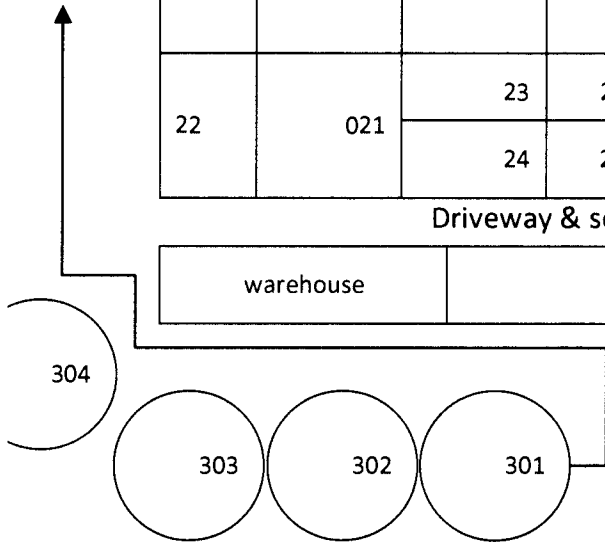
Dakota Quality Grain Coop
 Section J & L
 Ross location

BNSF RAIL

SECTION J

17	016	015	014	013	010	012	011	206	207	208	209	210	
18	019	020	027	028	06	09	08						
22	021	23	25	XX	01	03	04	05	201	202	203	204	205
		24	26	XX									

Driveway & scale



Section L

DAKOTA QUALITY GRAIN CO
PARSHALL ND
SECTION M at ROSS
Concrete Plant

BNSF RAIL

