

Exam Date:05/27/2015

SRS Commodities Limited
 411 2nd Ave NE Box 386
 Mayville , ND
 County:
 Phone: 701-786-3402
 CCC Number:

Page: 1

Examiner: 2

Location/Container Numbers/Comments	Section	Capacity
PART A - ADDITIONAL SPACE TO BE INCLUDED UNDER LICENSE		

<NO BINS ADDED>

Total: 0

PART B - SPACE TO BE DELETED UNDER LICENSE

002	Z	39,080
100	C-F	29,132
		Total: 68,212

PART C - ALL SPACE TO BE INCLUDED UNDER LICENSE

A	515,000
A-1	98,000
A-F	8,000
B	292,000
B-F	248,000
C	170,000
C-F	151,000
D-F	257,000
E-F	54,000
H	23,000
J	270,000
Z	81,000
Total: 2,167,000	

PART D - TOTAL CAPACITY BY FUNCTIONAL UNIT

Falkirk 3000	A-F B-F C-F D-F E-F	718,000
Mayville 794	A B C H Z	1,081,000
Portland Bean 3002	A-1	98,000
Portland Rural 3001	J	270,000
		Total: 2,167,000

Exam Date:05/27/2015

SRS Commodities Limited
411 2nd Ave NE Box 386
Mayville , ND
County:

Page: 1

Examiner: 2

Status	Section	Bin Number	Bin Type	Base Point	Diameter or Bu/Ft (Irreg.)	Length	Width	Side wall	Add for Hopper	Ded. for Obst.	Effective Depth	Add for Peak	Depth for Capac.	Bushels per Foot	Base Pack%	Bushel Capacity with Pack
--------	---------	------------	----------	------------	-------------------------------	--------	-------	--------------	----------------------	----------------------	--------------------	--------------------	------------------------	------------------------	---------------	------------------------------

Facility: Falkirk

Section: A-F

A-F	103	Peaked	Eave		16.000	0.000	0.000	20.00	2.00	0.00	22.000	1.000	23.0	161.6	5.80	3,933	
A-F	104	Peaked	Eave		16.000	0.000	0.000	20.00	2.00	0.00	22.000	1.000	23.0	161.6	5.80	3,933	
Bin count:		2														Facility: Falkirk Section: A-F Total:	7,866
															To Even:	8,000	

Section: B-F

B-F	001	Peaked	top of sidewall		42.000	0.000	0.000	48.00	0.00	0.00	48.000	2.500	50.5	1113.7	10.0	61,866	
B-F	002	Peaked	top of sidewall		42.000	0.000	0.000	48.00	0.00	0.00	48.000	2.500	50.5	1113.7	10.0	61,866	
B-F	003	Peaked	top of sidewall		42.000	0.000	0.000	48.00	0.00	0.00	48.000	2.500	50.5	1113.7	10.0	61,866	
B-F	004	Peaked	top of sidewall		42.000	0.000	0.000	48.00	0.00	0.00	48.000	2.500	50.5	1113.7	10.0	61,866	
Bin count:		4														Facility: Falkirk Section: B-F Total:	247,464
															To Even:	248,000	

Section: C-F

C-F	001	Peaked	Eave		40.200	0.000	0.000	34.60	0.00	0.00	34.600	2.400	37.0	1020.3	10.0	41,526
C-F	002	Peaked	Eave		40.200	0.000	0.000	34.60	0.00	0.00	34.600	2.400	37.0	1020.3	10.0	41,526
C-F	003	Peaked	Eave		41.700	0.000	0.000	35.50	0.00	0.00	35.500	2.500	38.0	1097.8	10.0	45,888
C-F	004	Peaked	eave at top of sidewall		20.800	0.000	0.000	24.50	0.00	0.00	24.500	1.200	25.7	273.1	6.80	7,496
C-F	005	Peaked	Eave		16.000	0.000	0.000	15.00	2.00	0.00	17.000	1.000	18.0	161.6	5.80	3,078
C-F	006	Peaked	Eave		16.000	0.000	0.000	15.00	2.00	0.00	17.000	1.000	18.0	161.6	5.80	3,078

Exam Date:05/27/2015

SRS Commodities Limited
411 2nd Ave NE Box 386
Mayville , ND
County:

Page: 2

Examiner: 2

Status	Section	Bin Number	Bin Type	Base Point	Diameter or Bu/Ft (Irreg.)	Length	Width	Side wall	Add for Hopper	Ded. for Obst.	Effective Depth	Add for Peak	Depth for Capac.	Bushels per Foot	Base Pack%	Bushel Capacity with Pack
--------	---------	------------	----------	------------	-------------------------------	--------	-------	--------------	----------------------	----------------------	--------------------	--------------------	------------------------	------------------------	---------------	------------------------------

Facility: Falkirk

Section: C-F

C-F	008	Peaked	Eave		16.000	0.000	0.000	20.00	2.00	0.00	22.000	1.000	23.0	161.6	5.80	3,933	
C-F	009	Peaked	Eave		16.000	0.000	0.000	20.00	2.00	0.00	22.000	1.000	23.0	161.6	5.80	3,933	
Bin count:		8														Facility: Falkirk Section: C-F Total:	150,458
															To Even:	151,000	

Section: D-F

D-F	001	Peaked	Eave		48.000	0.000	0.000	36.70	0.00	0.00	36.700	3.400	40.1	1454.6	10.0	64,162	
D-F	002	Peaked	Eave		48.000	0.000	0.000	36.70	0.00	0.00	36.700	3.400	40.1	1454.6	10.0	64,162	
D-F	003	Peaked	Eave		48.000	0.000	0.000	36.70	0.00	0.00	36.700	3.400	40.1	1454.6	10.0	64,162	
D-F	004	Peaked	Eave		48.000	0.000	0.000	36.70	0.00	0.00	36.700	3.400	40.1	1454.6	10.0	64,162	
Bin count:		4														Facility: Falkirk Section: D-F Total:	256,648
															To Even:	257,000	

Section: E-F

E-F	001	Peaked	Eave		16.000	0.000	0.000	25.00	2.30	0.00	27.300	1.000	28.3	161.6	5.80	4,838
E-F	002	Peaked	Eave		16.000	0.000	0.000	25.00	2.30	0.00	27.300	1.000	28.3	161.6	5.80	4,838
E-F	003	Peaked	Eave		16.000	0.000	0.000	25.00	2.30	0.00	27.300	1.000	28.3	161.6	5.80	4,838
E-F	004	Peaked	Eave		16.000	0.000	0.000	25.00	2.30	0.00	27.300	1.000	28.3	161.6	5.80	4,838
E-F	005	Peaked	Eave- splits		16.000	0.000	0.000	20.00	2.00	0.00	22.000	1.000	23.0	161.6	5.80	3,933
E-F	006	Peaked	Eave- splits		16.000	0.000	0.000	20.00	2.00	0.00	22.000	1.000	23.0	161.6	5.80	3,933

Client ID: 951

NDPSC Bin Capacity Chart

05/28/2015 10:53:42 AM

Exam Date:05/27/2015

SRS Commodities Limited
411 2nd Ave NE Box 386
Mayville , ND
County:

Page: 3

Examiner: 2

Status	Section	Bin Number	Bin Type	Base Point	Diameter or Bu/Ft (Irreg.)	Length	Width	Side wall	Add for Hopper	Ded. for Obst.	Effective Depth	Add for Peak	Depth for Capac.	Bushels per Foot	Base Pack%	Bushel Capacity with Pack
--------	---------	------------	----------	------------	-------------------------------	--------	-------	--------------	----------------------	----------------------	--------------------	--------------------	------------------------	------------------------	---------------	------------------------------

Facility: Falkirk

Section: E-F

E-F	007	Square	mill bin at roof over bin	0.000	13.00	13.00	5.750	2.00	0.00	7.750	0.000	7.8	135.9	6.50		1,129
E-F	008	Square	destoner bin at roof	0.000	9.750	5.750	3.000	1.20	0.00	4.200	0.000	4.2	45.1	4.00		197
E-F	009	Square	clean product bag bin	0.000	10.00	10.00	10.00	4.50	0.00	14.500	0.000	14.5	80.4	5.50		1,230
E-F	010	Square	clean product bag bin	0.000	10.00	10.00	10.00	4.50	0.00	14.500	0.000	14.5	80.4	5.50		1,230
E-F	011	Flat	bag warehouse	0.000	80.00	80.00	4.000	0.00	0.00	4.000	0.000	4.0	5144.7	10.0		22,637

Bin count: 11

Facility: Falkirk Section: E-F Total: 53,641

To Even: 54,000

Exam Date:05/27/2015

SRS Commodities Limited
411 2nd Ave NE Box 386
Mayville , ND
County:

Page: 4

Examiner: 2

Status	Section	Bin Number	Bin Type	Base Point	Diameter or Bu/Ft (Irreg.) Length	Width	Side wall	Add for Hopper	Ded. for Obst.	Effective Depth	Add for Peak	Depth for Capac.	Bushels per Foot	Base Pack%	Bushel Capacity with Pack
--------	---------	------------	----------	------------	---	-------	--------------	----------------------	----------------------	--------------------	--------------------	------------------------	------------------------	---------------	------------------------------

Facility: Mayville

Section: A

A	001	Peaked	eave at sidewall		55.700	0.000	0.000	41.30	0.00	0.00	41.300	3.900	45.2	1958.8	10.0	97,392
A	002	Peaked	eave at sidewall		55.700	0.000	0.000	41.30	0.00	0.00	41.300	3.900	45.2	1958.8	10.0	97,392
A	003	Peaked	eave at sidewall		55.700	0.000	0.000	41.30	0.00	0.00	41.300	3.900	45.2	1958.8	10.0	97,392
A	004	Peaked	eave at sidewall		53.600	0.000	0.000	35.40	0.00	0.00	35.400	3.800	39.2	1813.8	10.0	78,211
A	006	Flat	sidewall 19.5'		0.000	100.0	60.00	13.25	0.00	0.00	13.250	0.000	13.3	4823.2	10.0	70,564
A	101	Peaked	eave at side wall		21.000	0.000	0.000	16.00	2.70	0.00	18.700	1.300	20.0	278.4	6.80	5,947
A	102	Peaked	eave at side wall		18.000	0.000	0.000	19.25	2.90	0.00	22.150	1.100	23.3	204.6	6.00	5,053
A	103	Peaked	eave at side wall		21.000	0.000	0.000	16.00	2.70	0.00	18.700	1.300	20.0	278.4	6.80	5,947
A	104	Peaked			15.500	0.000	0.000	20.00	2.00	0.00	22.000	0.900	22.9	151.7	5.50	3,665
A	105	Peaked			15.500	0.000	0.000	20.00	2.00	0.00	22.000	0.900	22.9	151.7	5.50	3,665
A	106	Peaked			15.500	0.000	0.000	20.00	2.00	0.00	22.000	0.900	22.9	151.7	5.50	3,665
A	107	Peaked			15.500	0.000	0.000	20.00	2.00	0.00	22.000	0.900	22.9	151.7	5.50	3,665
A	108	Peaked			15.500	0.000	0.000	20.00	2.00	0.00	22.000	0.900	22.9	151.7	5.50	3,665
A	112	Quonset	bag storage		0.000	40.00	160.0	3.200	0.00	0.00	3.200	0.000	3.2	5143.2	10.0	18,104
A	201	Peaked	east side hoppers		14.000	0.000	0.000	12.50	2.00	0.00	14.500	0.800	15.3	123.7	5.50	1,997
A	202	Peaked	east side hoppers		14.000	0.000	0.000	12.50	2.00	0.00	14.500	0.800	15.3	123.7	5.50	1,997
A	203	Peaked	east side hoppers		15.500	0.000	0.000	15.00	2.00	0.00	17.000	0.900	17.9	151.7	5.50	2,864
A	204	Peaked	east side hoppers		15.500	0.000	0.000	15.00	2.00	0.00	17.000	0.900	17.9	151.7	5.50	2,864
A	205	Peaked	east side hoppers		18.000	0.000	0.000	10.00	2.20	0.00	12.200	1.100	13.3	204.6	6.00	2,884
A	206	Peaked	east side hoppers		18.000	0.000	0.000	10.00	2.20	0.00	12.200	1.100	13.3	204.6	6.00	2,884
A	207	Peaked	east side hoppers		18.000	0.000	0.000	16.00	2.20	0.00	18.200	1.100	19.3	204.6	6.00	4,186

NDPSC Bin Capacity Chart

Exam Date:05/27/2015

SRS Commodities Limited
411 2nd Ave NE Box 386
Mayville, ND
County:

Page: 5

Examiner: 2

Status	Section	Bin Number	Bin Type	Base Point	Diameter or Bu/Ft (Irreg.) Length	Width	Side wall	Add for Hopper	Ded. for Obst.	Effective Depth	Add for Peak	Depth for Capac.	Bushels per Foot	Base Pack%	Bushel Capacity with Pack	
Bin count:		21													Facility: Mayville Section: A Total:	514,003
														To Even:	515,000	

Section: B

B	101	Flat	flat near pelleting plant	0.000	200.0	70.30	11.50	0.00	0.00	11.500	0.000	11.5	11302.3	10.0	142,974	
B	102	Peaked	top of sidewall Helm lease	59.800	0.000	0.000	25.75	0.00	0.00	25.750	4.200	30.0	2257.7	10.0	74,504	
B	103	Peaked	top of sidewall Helm lease	59.800	0.000	0.000	25.75	0.00	0.00	25.750	4.200	30.0	2257.7	10.0	74,504	
Bin count:		3													Facility: Mayville Section: B Total:	291,982
														To Even:	292,000	

Section: C

C	202 S	Quonset	evans quonset	0.000	100.0	40.00	9.500	0.00	0.00	9.500	0.000	9.5	3090.0	10.0	32,291	
C	204	Flat	Kjos flat east of town east of	0.000	78.20	199.0	10.00	0.00	0.00	10.000	0.000	10.0	12509.5	10.0	137,605	
Bin count:		2													Facility: Mayville Section: C Total:	169,896
														To Even:	170,000	

Section: H

H	001	TaperUp	Myville so edge	0.000	75.00	46.00	7.500	0.00	0.00	7.500	0.000	7.5	2773.3	10.0	22,880	
Bin count:		1													Facility: Mayville Section: H Total:	22,880
														To Even:	23,000	

Client ID: 951	NDPSC Bin Capacity Chart	05/28/2015 10:53:42 AM
Exam Date: 05/27/2015	SRS Commodities Limited 411 2nd Ave NE Box 386 Mayville, ND County:	Page: 6
Examiner: 2		

Status	Section	Bin Number	Bin Type	Base Point	Diameter or Bu/Ft (Irreg.)	Length	Width	Side wall	Add for Hopper	Ded. for Obst.	Effective Depth	Add for Peak	Depth for Capac.	Bushels per Foot	Base Pack%	Bushel Capacity with Pack
--------	---------	------------	----------	------------	-------------------------------	--------	-------	--------------	----------------------	----------------------	--------------------	--------------------	------------------------	------------------------	---------------	------------------------------

Facility: Mayville

Section: Z

Z	001	Quonset	Johnson lease site		0.000	153.5	46.00	10.00	0.00	0.00	10.000	0.000	10.0	5491.7	10.0	60,410	
Z	005	Flat	Portland Jcnctn flat		0.000	80.00	46.50	6.100	0.00	0.00	6.100	0.000	6.1	2990.4	10.0	20,065	
Bin count:		2														Facility: Mayville Section: Z Total:	80,475
															To Even:	81,000	

Exam Date:05/27/2015

SRS Commodities Limited
411 2nd Ave NE Box 386
Mayville, ND
County:

Page: 7

Examiner: 2

Status	Section	Bin Number	Bin Type	Base Point	Diameter or Bu/Ft (Irreg).	Length	Width	Side wall	Add for Hopper	Ded. for Obst.	Effective Depth	Add for Peak	Depth for Capac.	Bushels per Foot	Base Pack%	Bushel Capacity with Pack
--------	---------	------------	----------	------------	-------------------------------	--------	-------	--------------	----------------------	----------------------	--------------------	--------------------	------------------------	------------------------	---------------	------------------------------

Facility: Portland Bean

Section: A-1

A-1	021	Square	top of bin at access door	0.000	10.00	10.00	32.00	2.80	0.00	34.800	0.000	34.8	80.4	5.50	2,952
A-1	022	Square	top of bin at access door	0.000	10.00	10.00	32.00	2.80	0.00	34.800	0.000	34.8	80.4	5.50	2,952
A-1	023	Square	top of bin at access door	0.000	10.00	10.00	32.00	2.80	0.00	34.800	0.000	34.8	80.4	5.50	2,952
A-1	024	Square	top of bin at access door	0.000	10.00	10.00	32.00	2.80	0.00	34.800	0.000	34.8	80.4	5.50	2,952
A-1	025	Flat	bag storage	0.000	149.8	59.20	5.800	0.00	0.00	5.800	0.000	5.8	7128.7	10.0	45,481
A-1	026	Flat	bag storage	0.000	75.80	50.50	6.500	0.00	0.00	6.500	0.000	6.5	3077.1	10.0	22,001
A-1	027	Square	top of bin at side wall	0.000	8.400	7.500	16.40	3.00	0.00	19.400	0.000	19.4	50.6	4.50	1,026
A-1	028	Square	top of bin at side wall	0.000	8.400	7.500	16.40	3.00	0.00	19.400	0.000	19.4	50.6	4.50	1,026
A-1	029	Peaked	eave at side wall	15.000	0.000	0.000	21.00	2.00	0.00	23.000	0.900	23.9	142.1	5.50	3,583
A-1	030	Peaked	eave at side wall	12.500	0.000	0.000	12.00	1.80	0.00	13.800	0.800	14.6	98.6	5.00	1,512
A-1	031	Peaked	eave at side wall	15.000	0.000	0.000	21.00	2.30	0.00	23.300	0.900	24.2	142.1	5.50	3,628
A-1	032	Peaked	eave at side wall	15.000	0.000	0.000	21.00	2.30	0.00	23.300	0.900	24.2	142.1	5.50	3,628
A-1	033	Peaked	eave at side wall	15.000	0.000	0.000	21.00	2.30	0.00	23.300	0.900	24.2	142.1	5.50	3,628

Bin count: 13

Facility: Portland Bean Section: A-1 Total: 97,321To Even: 98,000

Exam Date:05/27/2015

SRS Commodities Limited
 411 2nd Ave NE Box 386
 Mayville , ND
 County:

Examiner: 2

Status	Section	Bin Number	Bin Type	Base Point	Diameter or Bu/Ft (Irreg).	Length	Width	Side wall	Add for Hopper	Ded. for Obst.	Effective Depth	Add for Peak	Depth for Capac.	Bushels per Foot	Base Pack%	Bushel Capacity with Pack
--------	---------	------------	----------	------------	-------------------------------	--------	-------	--------------	----------------------	----------------------	--------------------	--------------------	------------------------	------------------------	---------------	------------------------------

Facility: Portland Rural

Section: J

J	001	Peaked	top of sidewall at eave	41.800	0.000	0.000	25.70	0.00	0.00	25.700	2.500	28.2	1103.1	10.0	34,218
J	002	Peaked	top of sidewall at eave	41.800	0.000	0.000	25.70	0.00	0.00	25.700	2.500	28.2	1103.1	10.0	34,218
J	003	Peaked	top of sidewall at eave	41.800	0.000	0.000	25.70	0.00	0.00	25.700	2.500	28.2	1103.1	10.0	34,218
J	004	Peaked	top of sidewall at eave	41.800	0.000	0.000	25.70	0.00	0.00	25.700	2.500	28.2	1103.1	10.0	34,218
J	005	Peaked	top of sidewall at eave	41.800	0.000	0.000	25.70	0.00	0.00	25.700	2.500	28.2	1103.1	10.0	34,218
J	006	Peaked	top of sidewall at eave	41.800	0.000	0.000	25.70	0.00	0.00	25.700	2.500	28.2	1103.1	10.0	34,218
J	007	Peaked	top of sidewall at eave	41.800	0.000	0.000	24.00	0.00	0.00	24.000	2.500	26.5	1103.1	10.0	32,155
J	008	Peaked	top of sidewall at eave	41.800	0.000	0.000	24.00	0.00	0.00	24.000	2.500	26.5	1103.1	10.0	32,155

Bin count: 8

Facility: Portland Rural Section: J Total: **269,618**

To Even: **270,000**

Overall Licensed Bin Capacity for:

SRS Commodities Limited

Bin count: 79

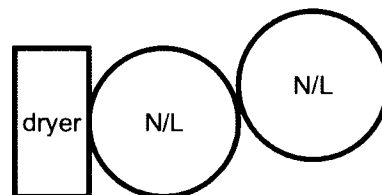

Licensed Capacity:
 (includes pack)

2,162,252 Bu.

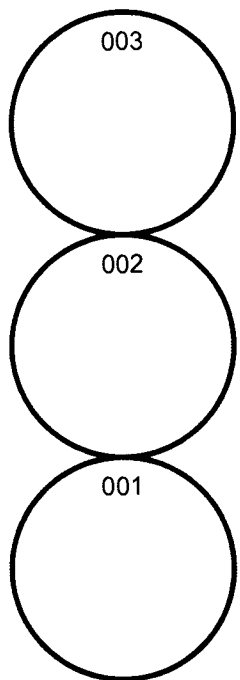
Licensed Capacity (to even):
 (includes pack and section totals are
 rounded up to next highest 1000)

2,167,000 Bu.


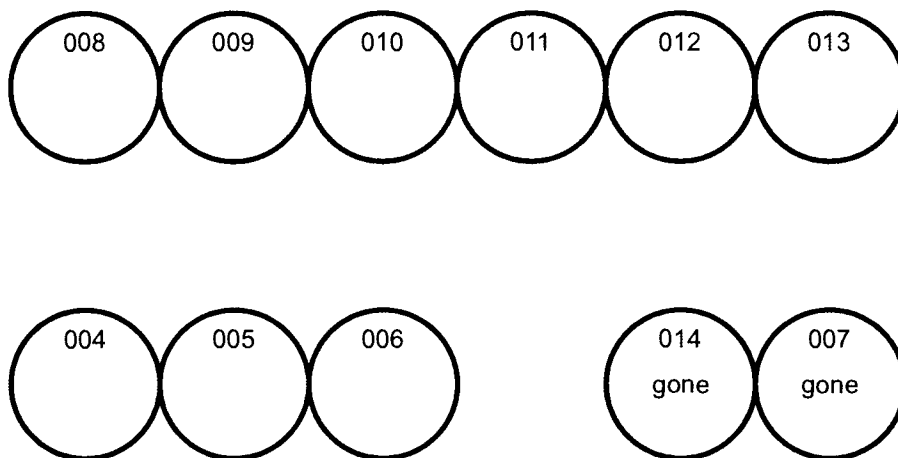
SRS COMMODITIES LIMITED
MAYVILLE ND
FALKIRK ND Location
SECTION C-F
located 1 block N/E of elevator Section A



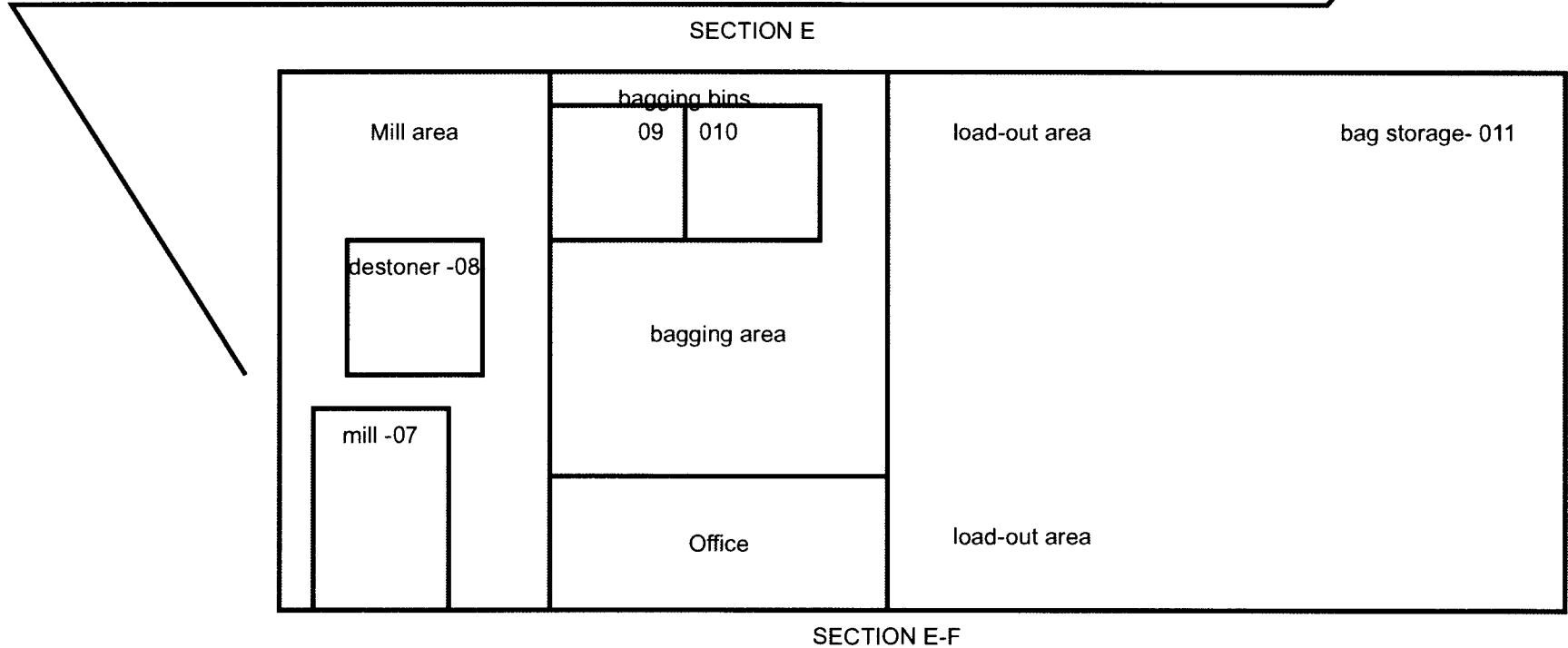
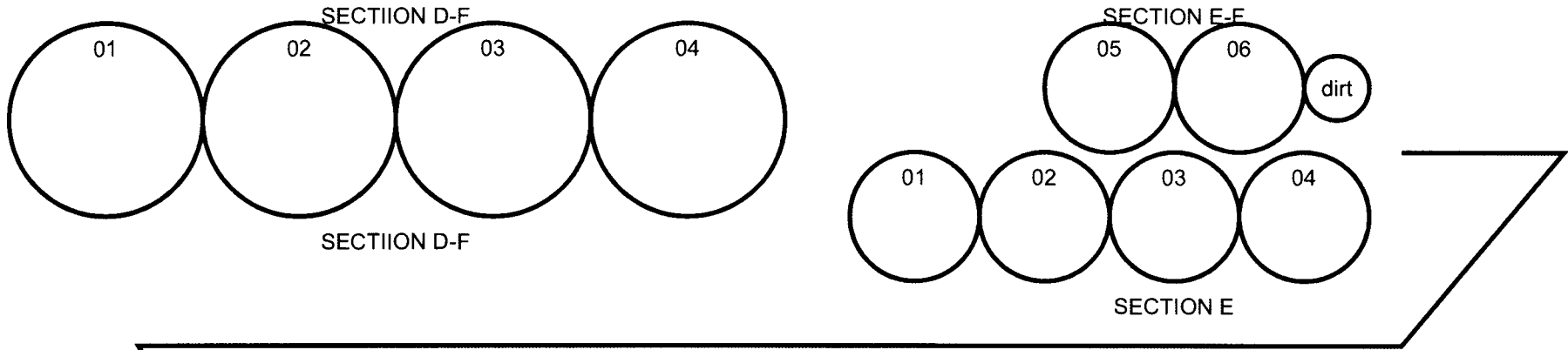
SECTION C-F



SECTION C-F



SRS COMMODITIES LIMITED
MAYVILLE ND
FALKIRK Location
SECTION D-F & E-F
PEA & BEAN RECEIVING & PROCESSING

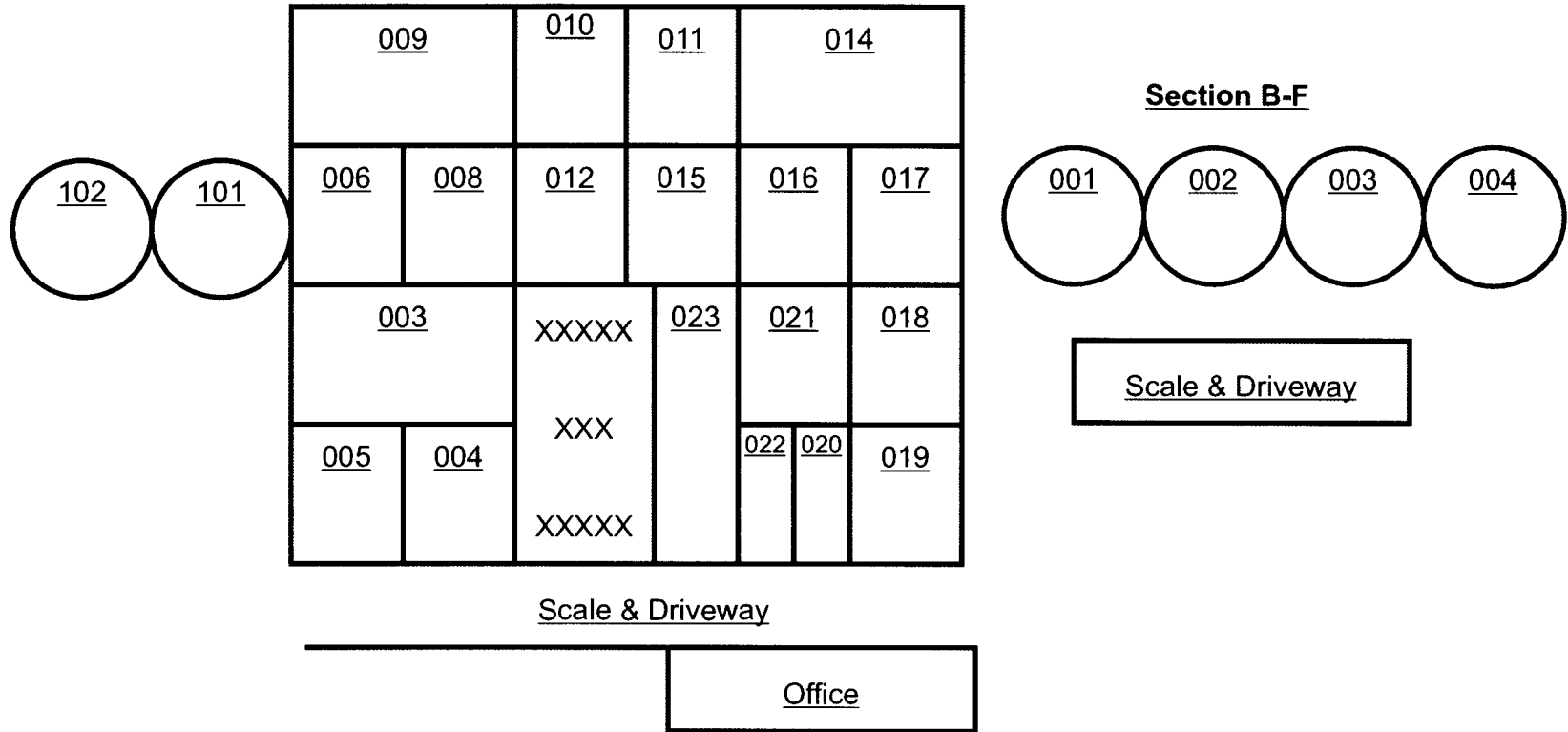



SRS COMMODITIES LIMITED

MAYVILLE ND.

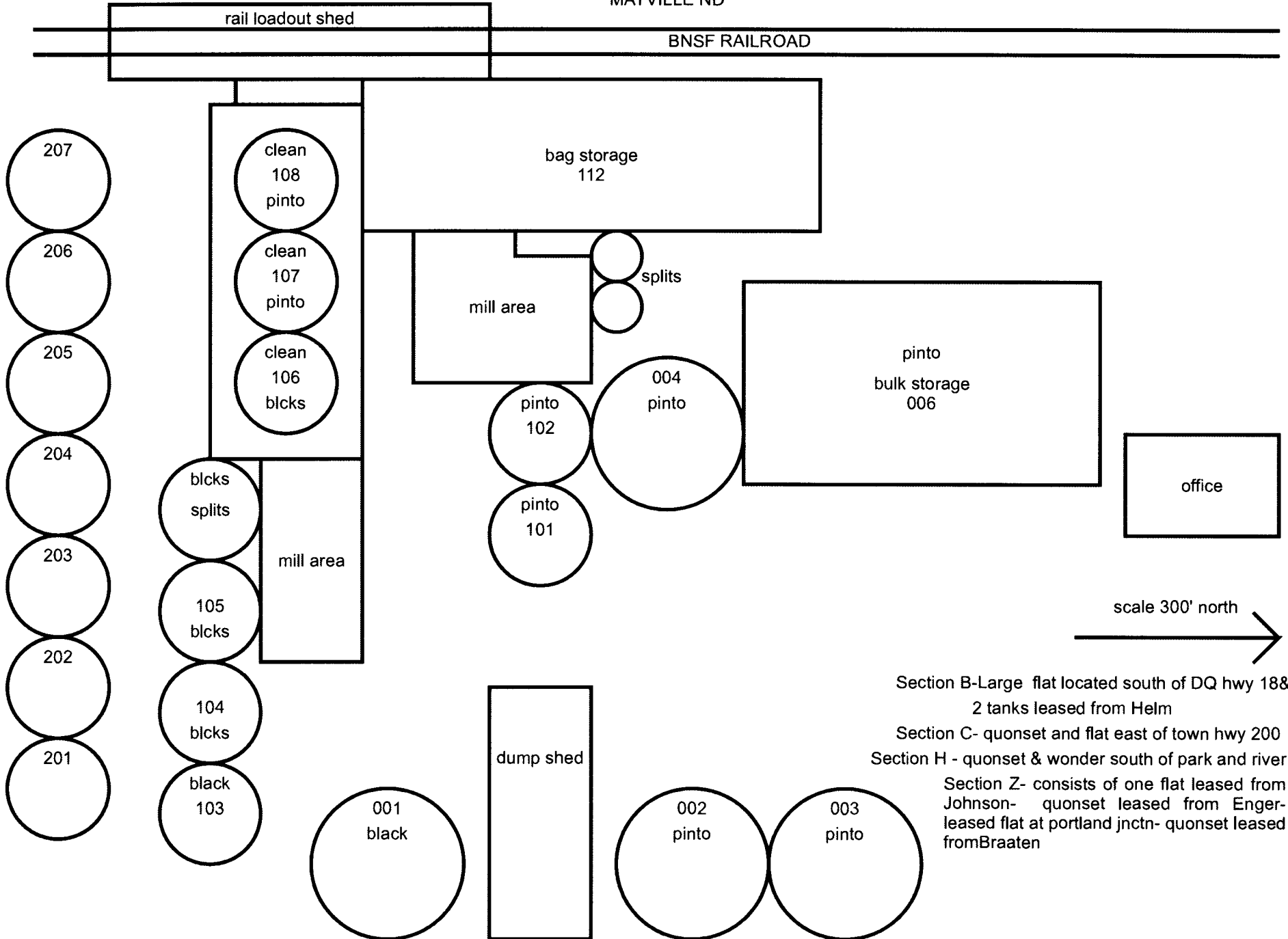
Falkirk Location

Section A-F



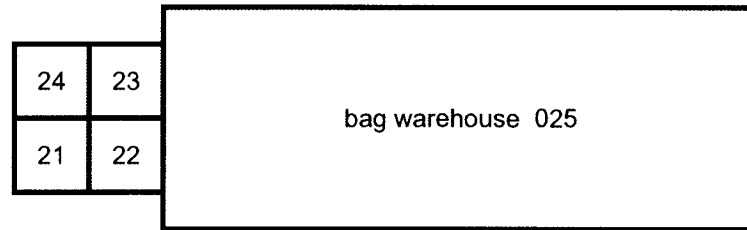
section C
Located north east of elevator

SRS COMMODITIES LTD
MAYVILLE ND

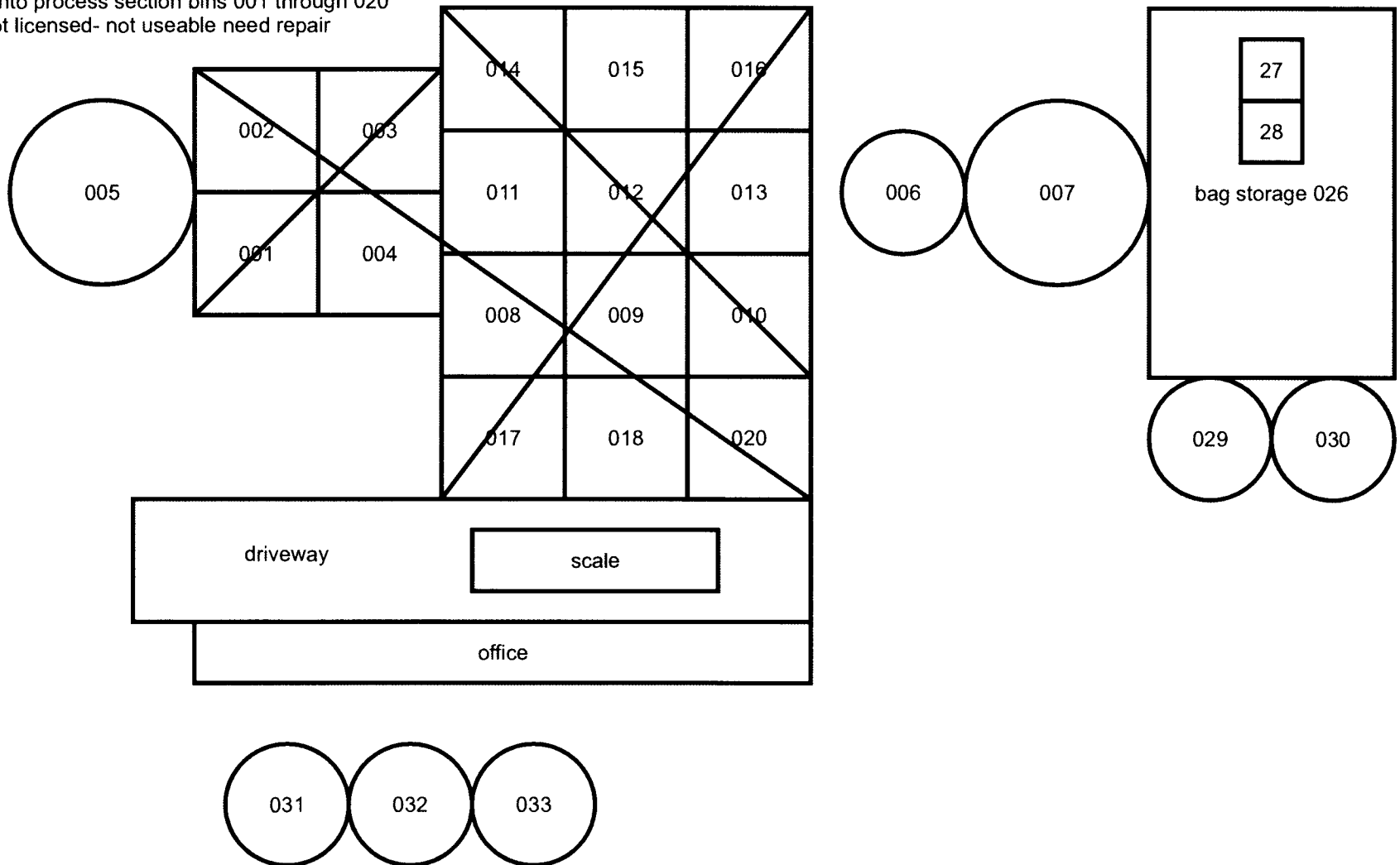


Section B-Large flat located south of DQ hwy 18&
2 tanks leased from Helm
Section C- quonset and flat east of town hwy 200
Section H - quonset & wonder south of park and river
Section Z- consists of one flat leased from
Johnson- quonset leased from Enger-
leased flat at portland jctn- quonset leased
from Braaten

SRS COMMODITIES LIMITED
Portland Plant -- Section A-1



Pinto process section bins 001 through 020
not licensed- not useable need repair



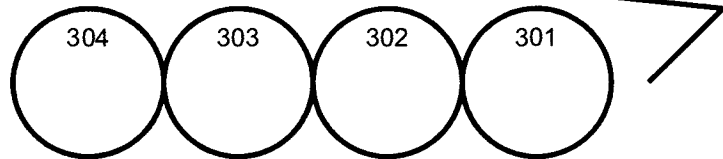
SRS COMMODITIES LIMITED
 PORTLAND RURAL
 SECTION I NOT LICENSED

BNSF RAIL

103	102	101
105	110	109
106	107	108

015	014	012	010
017	016	011	008
020	001	002	005
021	022	XX	003
		023	024
driveway			
Office			

203	202	201
204	207	209
205	206	208



SECTION I NOT LICENSED

zero points --- elevator & annexes - floor over bins --- tanks - eaves

SECTION J

(bins 7 & 8 to bean plant)

(located 900' SW of Section I)

