

Exam Date:09/02/2014

S&S Grain Inc.
609 Riverside Ave
Walhalla , ND
County:
Phone:
CCC Number:

Page: 1

Examiner: 1

Location/Container Numbers/Comments	Section	Capacity
PART A - ADDITIONAL SPACE TO BE INCLUDED UNDER LICENSE		
001	A	194,015
002	A	46,265
003	A	46,265
004	A	46,265
005	A	46,265
006	A	95,337
		Total: 474,412
PART B - SPACE TO BE DELETED UNDER LICENSE		
<NO BINS DELETED>		
		Total: 0
PART C - ALL SPACE TO BE INCLUDED UNDER LICENSE		
	A	475,000
		Total: 475,000
PART D - TOTAL CAPACITY BY FUNCTIONAL UNIT		
Walhalla 1300	A	475,000
		Total: 475,000

Client ID: 4260

NDPSC Bin Capacity Chart

09/02/2014 02:30:57 PM

Exam Date:09/02/2014

S&S Grain Inc.
609 Riverside Ave
Walhalla , ND
County:

Page: 1

Examiner: 1

Status	Section	Bin Number	Bin Type	Base Point	Diameter or Bu/Ft (Irreg).	Length	Width	Side wall	Add for Hopper	Ded. for Obst.	Effective Depth	Add for Peak	Depth for Capac.	Bushels per Foot	Base Pack%	Bushel Capacity with Pack
--------	---------	------------	----------	------------	-------------------------------	--------	-------	--------------	----------------------	----------------------	--------------------	--------------------	------------------------	------------------------	---------------	------------------------------

Facility: Walhalla

Section: A

Added	A	001	Peaked	S&S Grain Walhalla- top of	60.000	0.000	0.000	73.40	0.00	0.00	73.400	4.200	77.6	2272.9	10.0	194,015
Added	A	002	Round	S&S Grain Walhalla- top of	30.000	0.000	0.000	70.00	4.70	0.00	74.700	0.000	74.7	568.2	9.00	46,265
Added	A	003	Round	S&S Grain Walhalla- top of	30.000	0.000	0.000	70.00	4.70	0.00	74.700	0.000	74.7	568.2	9.00	46,265
Added	A	004	Round	S&S Grain Walhalla- top of	30.000	0.000	0.000	70.00	4.70	0.00	74.700	0.000	74.7	568.2	9.00	46,265
Added	A	005	Round	S&S Grain Walhalla- top of	30.000	0.000	0.000	70.00	4.70	0.00	74.700	0.000	74.7	568.2	9.00	46,265
Added	A	006	Flat	S&S Grain Walhalla- top of	0.000	129.0	79.60	10.50	0.00	0.00	10.500	0.000	10.5	8254.3	10.0	95,337

Bin count: 6

Facility: Walhalla Section: A Total: 474,412

To Even: 475,000

Overall Licensed Bin Capacity for:

S&S Grain Inc.

Bin count: 6

Licensed Capacity:

(includes pack)

474,412 Bu.

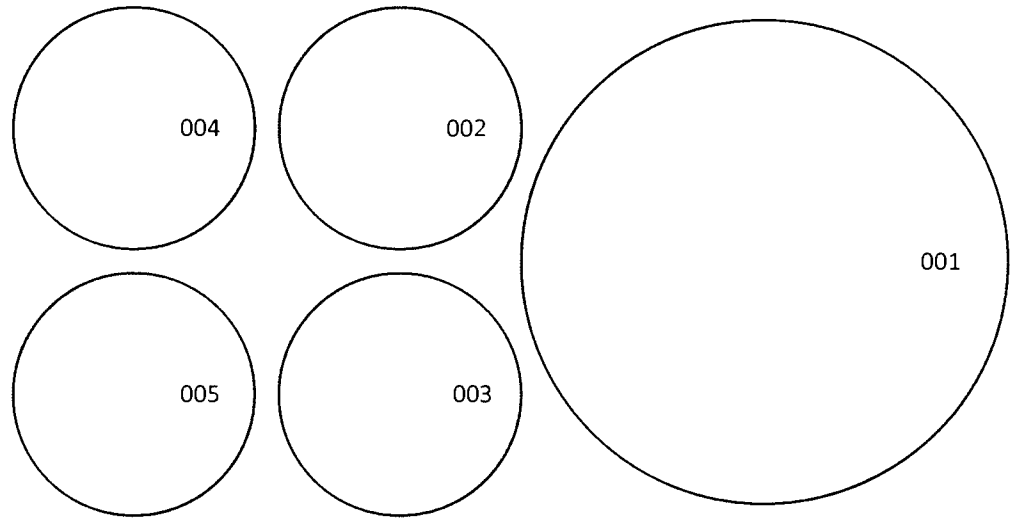

Licensed Capacity (to even):

(includes pack and section totals are rounded up to next highest 1000)


475,000 Bu.

S&S GRAIN INC.
SECTION A
WALHALLA ND, 58282
CORP# 4260

Flat storage 79.6'W x 129.8' L
x 10.5' ht. for capacity- need
dimensions reference points

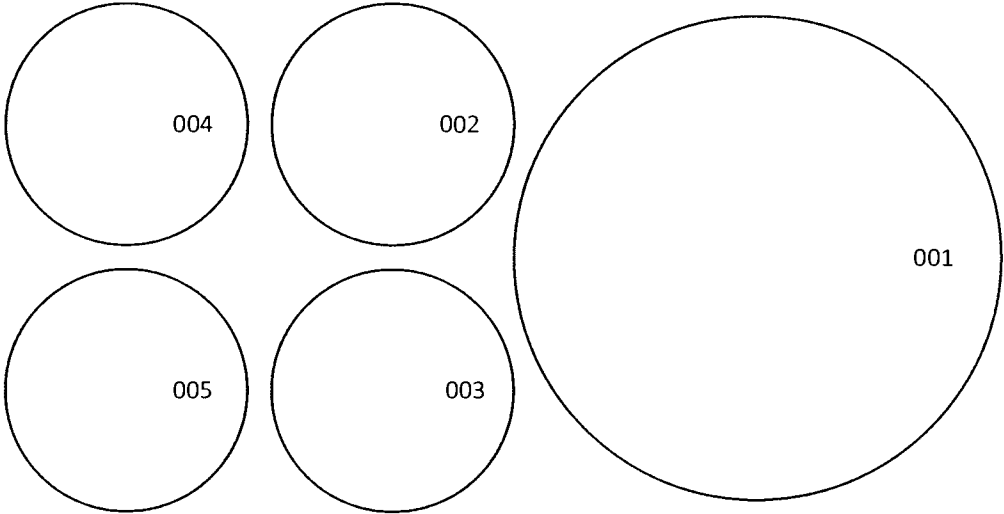



North to Office & Scale



S&S GRAIN INC.
SECTION A
WALHALLA ND, 58282
CORP# 4260

Flat storage 79.6'W x 129.8' L
x 10.5' ht. for capacity- need
dimensions reference points



North to Office & Scale

