MUDDY CREEK PIPELINE
ALIGNMENT SHEETS
WILLIAMS COUNTY, NORTH DAKOTA
ISSUED FOR RECORD
2/8/2015
REV. 0

LW Survey Co.
12345 W. Alameda Pkwy, Suite 205
Lakewood, CO 80228

DATE: 2/10/2016 4:40 PM BY: Scott Sprague FILE NAME: R:\Lakewood\51465-Muddy Creek Pipeline\Drawings\Alignment Sheets\IFRsecond\51465-COVER_INDEX.dwg

P.O.E.
STA. 230+35

51465-005

51465-004

51465-003

51465-002

51465-001

MP 4

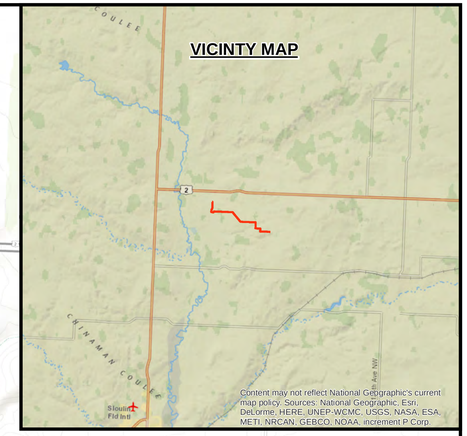
MP 3

MP 2

MP 1

P.O.B.
STA. 0+00

VICINITY MAP



N

0 0.125 0.25 0.5 0.75 1
Miles

Legend

- MP
- CENTERLINE
- SHEET TEMPLATES

811 Know what's below. Call before you dig.

SUMMIT MIDSTREAM

LWS

110 W. 7th Street,
Suite. 1210
Tulsa, OK 74119
918-576-7434

10" LITTLE MUDDY CREEK PIPELINE
DIVIDE COUNTY, NORTH DAKOTA

Sources: Esri, HERE, DeLorme, Intermap, increment P Corp., GEBCO, USGS, FAO, NPS, NRCAN, GeoBase, IGN, Kadaster N contributors, and the GIS User Community

Document Path: R:\Lidwood\51465 Muddy Creek Pipeline\Drawings\Alignment Sheets\Plan\outfrisite_Sheet.mxd

TRACT

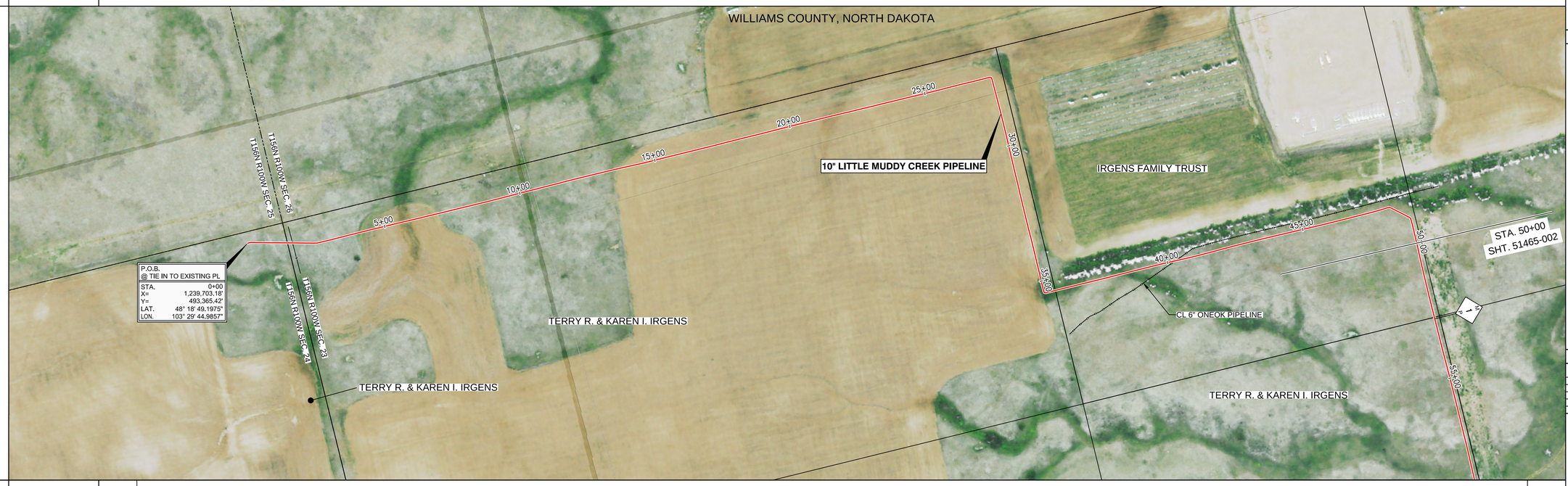
	0+00	001	1+43	002	35+90	003	50+00
TRACT NUMBER		001		002		003	
OWNER NAME		TERRY R. & KAREN I. IRGENS		TERRY R. & KAREN I. IRGENS		IRGENS FAMILY TRUST	
RODDAGE		8.68 RODS		208.54 RODS		85.81 RODS	

STATIONING

NORTH

0+00 BEGIN STA. @ TIE IN
0+10 P.I. < 6°32'35" RT.
0+11 P.I. < 7°41'28" RT.
0+11 17° INDUCTION BEND (SB RIGHT)
1+62 FENCE
2+49 P.I. < 11°43'40" LT.
27+45 P.I. < 15°51'24" RT.
27+51 P.I. < 60°28'07" RT.
27+51 90° INDUCTION BEND (SB RIGHT)
27+57 P.I. < 14°07'30" RT.
27+63 TEST STATION
35+44 P.I. < 15°22'56" LT.
35+50 P.I. < 59°49'10" LT.
35+50 90° INDUCTION BEND (SB LEFT)
35+55 P.I. < 15°35'50" LT.
40+35 CL 6" ONEOK PIPELINE (6' COV)(3.8' CLR)
48+25 P.I. < 4°08'17" RT.
48+29 P.I. < 33°47'01" RT.
48+29 45° INDUCTION BEND (SB RIGHT)
48+33 P.I. < 5°29'09" RT.
49+11 P.I. < 4°39'24" RT.
49+14 45° INDUCTION BEND (SB RIGHT)
49+14 P.I. < 34°09'14" RT.
49+19 P.I. < 8°46'22" RT.
49+43 P.I. < 2°04'51" RT.

PLAN



PIPE DETAIL

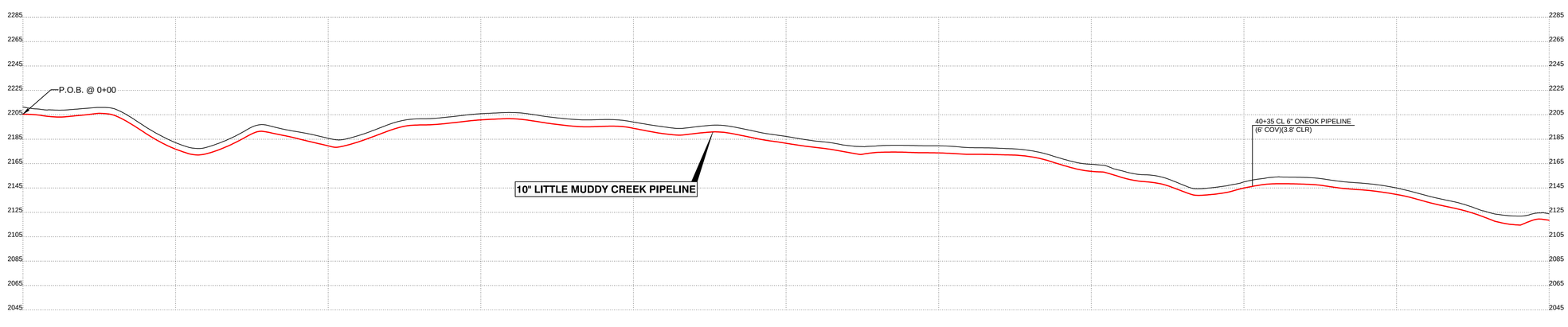
MATERIAL: 1 — 5000'

COVER: 0+00 (6') · 0+10 (5.5') · 2+38 (5') · 3+32 (5.5') · 3+76 (5') · 4+91 (5.5') · 5+03 (5') · 6+27 (5.5') · 7+11 (5') · 7+54 (5.5') · 8+38 (5') · 8+80 (5.5') · 9+64 (6') · 10+48 (5.5') · 10+90 (5') · 17+93 (5.5') · 19+73 (5') · 20+57 (5.5') · 26+04 (5') · 26+46 (5.5') · 27+30 (6.5') IND. BEND · 27+51 (6.5') IND. BEND 27+63 (6') · 28+03 (5.5') · 28+29 (6') · 28+71 (5.5') · 30+13 (6') · 30+97 (5.5') · 32+23 (5') · 34+75 (5.5') · 35+17 (6.5') IND. BEND · 35+44 (6') TEST STATION · 35+50 (5.5') IND. BEND · 36+19 (5') · 37+03 (5.5') · 37+45 (6') · 38+29 (5.5') · 38+71 (5') · 39+97 (5.5') · 40+39 (5') · 40+81 (5.5') · 41+23 (5') · 45+38 (5.5') · 47+49 (5') · 47+91 (5.5') · 48+25 (6') · 48+33 (6.5') IND. BEND · 48+73 (7') · 49+14 (6.5') IND. BEND · 49+43 (5.5') · 50+00 (5.5')

COATING: FBE

PROFILE

PROFILE SCALE
HORIZONTAL = 1" = 200'
VERTICAL = 1' = 50'



NOTES

1. FOREIGN UTILITY LOCATIONS ARE APPROXIMATE AND MUST BE VERIFIED BY CONTRACTOR.
2. UNLESS OTHERWISE NOTED, ALL WASH CROSSINGS MINIMUM OF FIVE (5) FEET COVER.

LEGEND

- CENTERLINE
- PERMANENT EASEMENT
- EXISTING PIPELINE
- C/L ROAD
- DEEDED PROPERTY LINE
- ASSESSOR PROPERTY LINE
- POWER LINE
- FENCE LINE
- TELEGRAPH LINE
- RAILROAD
- TRANSMISSION LINE
- MILE POST
- MAINLINE VALVES
- TEE
- LAUNCHER / RECEIVER
- DRAINAGE
- WELL HEAD
- TEST STATION
- TRANSMISSION TOWER
- POWER POLE

UNDERGROUND
- UE ELECTRIC
- W WATER LINE
- FO FIBER OPTIC CABLE

BILL OF MATERIALS

#	DESCRIPTION	QTY
1	10" O.D. x 0.365" W.T., API-5L-PSL2, X42/X52 HFW PIPE	5000'
2	INDUCTION BEND	3
3	TEST STATION	1
-	-	-
-	-	-

REVISIONS

NO.	DATE	BY	DESCRIPTION
0	2/8/2016	SRS	ISSUED FOR RECORD

LEGEND:
REFER TO INDEX SHEET

SCALES:
C-SIZE (18X24) = 1" = 750'
D-SIZE (36X24) = 1" = 500'

811 Know what's **Below.** **Call** before you dig.

200 0 200 400
SCALE IN FEET

DRAWN BY	SRS	2/8/2016	PHOTO BY		
CHECKED BY	APB	2/8/2016	PLOT BY	SRS	02/18/16
APPROVED			DATE		

LW Survey Co.
12345 W. Alameda Pkwy.
Suite 205
Lakewood, CO 80228

SUMMIT MIDSTREAM

RECORD ALIGNMENT SHEET
10" LITTLE MUDDY CREEK PIPELINE
MP 0 TO MP 1
WILLIAMS COUNTY, NORTH DAKOTA

DWG. NO. 51465-001 REV. 0

TRACT

TRACT NUMBER	003	004	005	006	007
OWNER NAME	IRGENS FAMILY TRUST	TERRY R. & KAREN I. IRGENS	IRGENS FAMILY TRUST	IRGENS FAMILY TRUST	PATRICK T & JON P. E. IRGENS
RODDAGE	16.62 RODS	75.65 RODS	79.91 RODS	79.92 RODS	50.92 RODS

50+00 | 52+82 | 65+35 | 78+54 | 91+74 | 100+00

STATIONING

NORTH

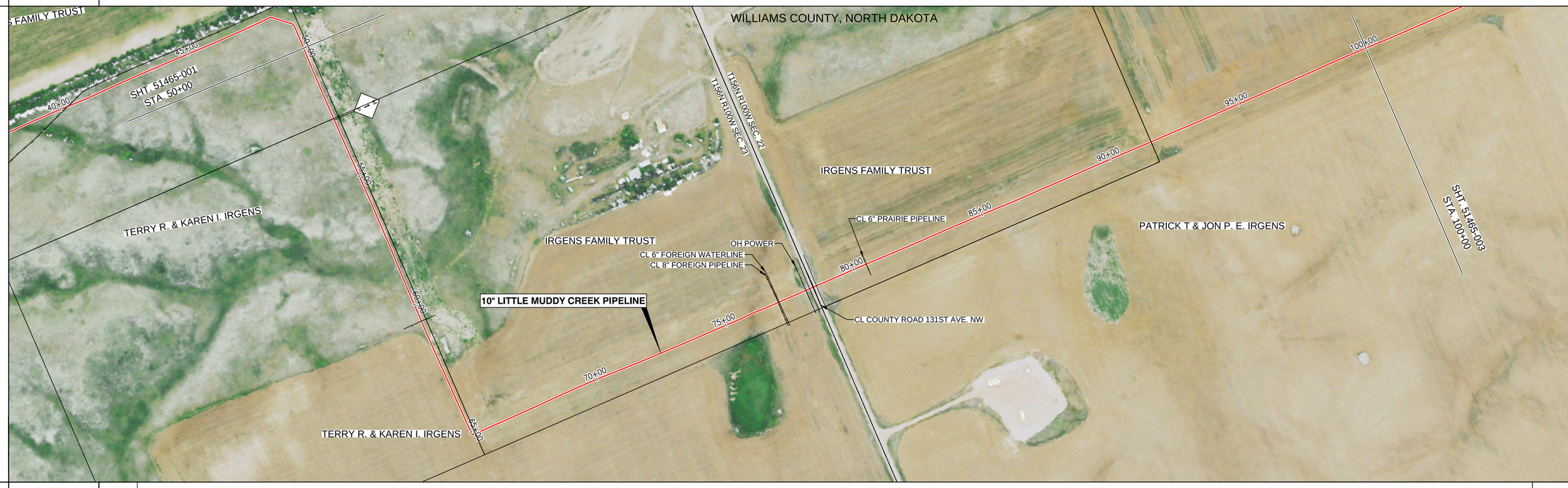
60+75 FENCE

65+18 P.I. < 12°24'11" LT.
65+23 90° INDUCTION BEND (SB LEFT)
65+23 P.I. < 60°54'36" LT.
65+30 P.I. < 16°31'32" LT.

75+67 P.I. < 2°10'00" LT.
76+19 P.I. < 3°56'45" RT.

77+19 CL 8" FOREIGN PIPELINE (5' COV)(10' CLR)
77+22 CL 6" FOREIGN WATERLINE (9' COV)(6' CLR)
78+27 OH POWER
78+41 EDGE OF ROAD
78+57 CL COUNTY ROAD 131ST AVE. NW
78+68 EDGE OF ROAD
79+01 TEST STATION
80+49 CL 6" PRAIRIE PIPELINE (4.5' COV)(5' CLR)

PLAN



PIPE DETAIL

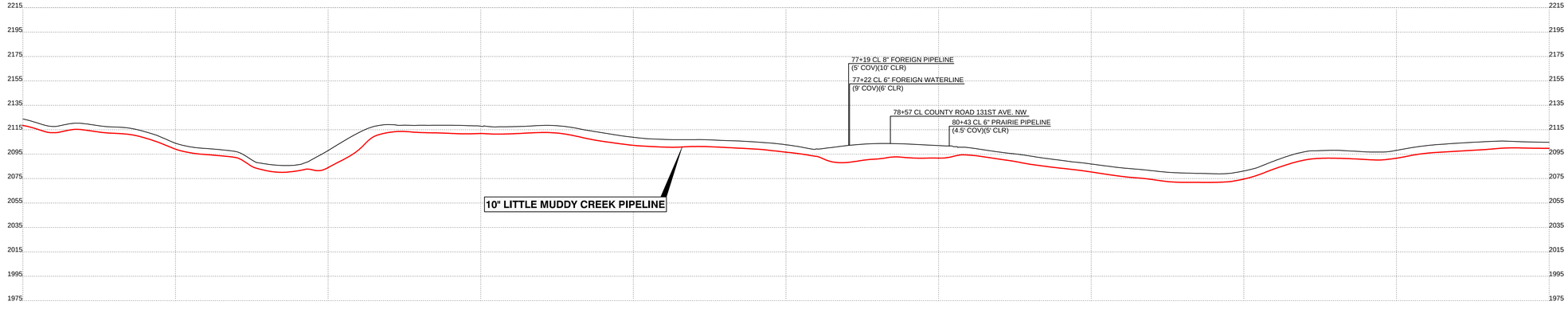
MATERIAL: 50+00 — 65+22 IND. BEND (1) 5000' — 75+67 (3) — 100+00

COVER: 50+00 5.42 | 50+28 5' | 58+18 5.5' | 59+02 5' | 59+44 5.5' | 59+86 11' | 60+28 15' | 60+71 18.5' | 61+11 17' | 61+55 12.5' | 61+97 7' | 62+39 5.5' | 62+69 5' | 63+00 6' | 63+84 6.5' | 64+26 7' | 65+08 6.5' | 65+64 6' | 66+48 5.5' | 67+33 6' | 68+17 6.5' | 69+43 7' | 69+53 6.5' | 70+71 6' | 71+97 5.5' | 72+56 6' | 74+41 5.5' | 74+63 6' | 75+67 5.5' | 76+09 5.5' | 76+57 11.5' | 76+98 15' | 77+41 14.5' | 77+83 15.5' | 78+25 14' | 78+67 15' | 79+09 12.5' | 79+51 11.5' | 79+94 11' | 80+36 9.5' | 80+77 6.5' | 81+37 5.5' | 82+63 6' | 83+05 7' | 83+48 6.5' | 88+01 7' | 87+69 7.5' | 89+37 6.5' | 92+74 6' | 93+18 6.5' | 93+58 6' | 94+00 6.5' | 94+84 6' | 95+26 6.5' | 96+10 6' | 96+52 6.5' | 98+63 6' | 99+05 5' | 100+00

COATING: 50+00 FBE | 59+44 FBE/ARO | 62+39 FBE | 65+18 TWO PART EPOXY | 65+30 FBE | 76+57 FBE/ARO | 80+77 FBE | 100+00

PROFILE

PROFILE SCALE
HORIZONTAL = 1" = 200'
VERTICAL = 1' = 50'



NOTES

1. FOREIGN UTILITY LOCATIONS ARE APPROXIMATE AND MUST BE VERIFIED BY CONTRACTOR.
2. UNLESS OTHERWISE NOTED, ALL WASH CROSSINGS MINIMUM OF FIVE (5) FEET COVER.

LEGEND

- CENTERLINE
- PERMANENT EASEMENT
- EXISTING PIPELINE
- C/L ROAD
- DEEDED PROPERTY LINE
- ASSESSOR PROPERTY LINE
- P — POWER LINE
- X — FENCE LINE
- TG — TELEGRAPH LINE
- RAILROAD
- TRANSMISSION LINE
- MILE POST
- MAINLINE VALVES
- TEE
- LAUNCHER / RECEIVER
- DRAINAGE
- WELL HEAD
- TEST STATION
- TRANSMISSION TOWER
- POWER POLE

UNDERGROUND
- UE — ELECTRIC
- W — WATER LINE
- FO — FIBER OPTIC CABLE

BILL OF MATERIALS

#	DESCRIPTION	QTY
1	10" O.D. x 0.365" W.T., API-5L-PSL2, X42/X52 HFW PIPE	5000'
2	INDUCTION BEND	1
3	TEST STATION	1
-	-	-
-	-	-

REVISIONS

NO.	DATE	BY	DESCRIPTION
0	2/8/2016	SRS	ISSUED FOR RECORD

LEGEND:
REFER TO INDEX SHEET

SCALES:
C-SIZE (18X24) = 1" = 750'
D-SIZE (36X24) = 1" = 500'

811 Know what's **Below.** **Call** before you dig.

200 0 200 400
SCALE IN FEET

DRAWN BY	SRS	2/8/2016	PHOTO BY		
CHECKED BY	APB	2/8/2016	PLOT BY	SRS	02/18/16
APPROVED			DATE		

LW Survey Co.
10345 W. Alameda Pkwy, Suite 205
Lakewood, CO 80228

SUMMIT MIDSTREAM

RECORD ALIGNMENT SHEET
10" LITTLE MUDDY CREEK PIPELINE
MP 1 TO MP 2
WILLIAMS COUNTY, NORTH DAKOTA

DWG. NO. 51465-002 REV 0

TRACT

	100+00	007	142+72	008	150+00
TRACT NUMBER					
OWNER NAME		PATRICK T & JON P. E. IRGENS		MARYANN MACKLIN ET AL	
RODDAGE		257.80 RODS		45.23 RODS	

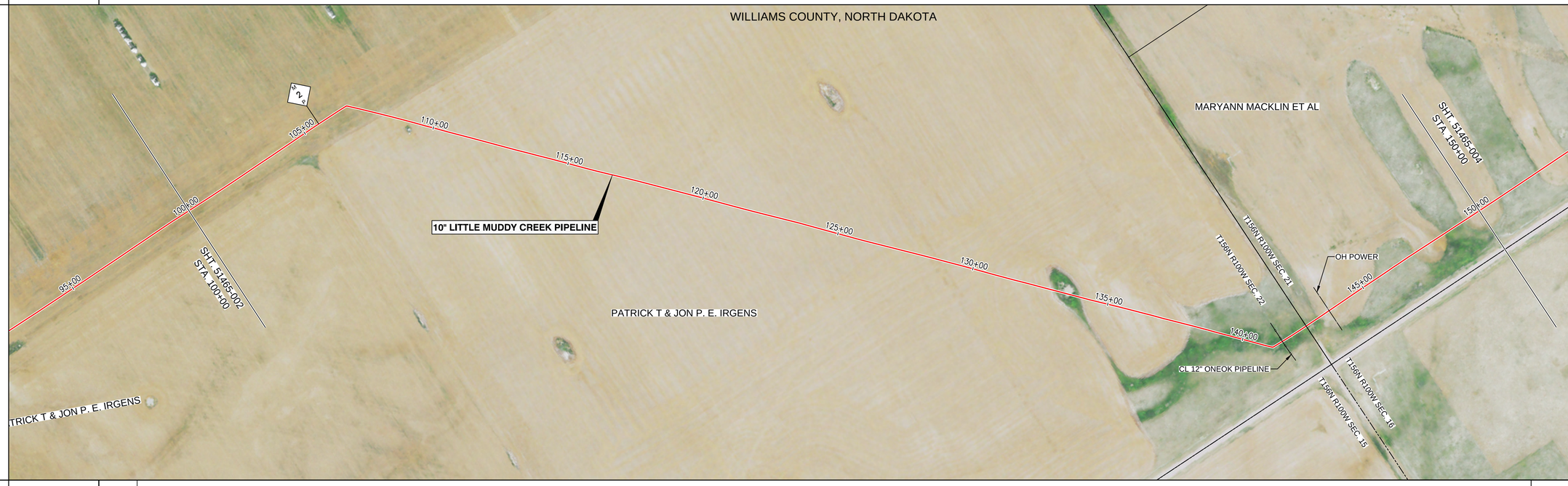
STATIONING

NORTH

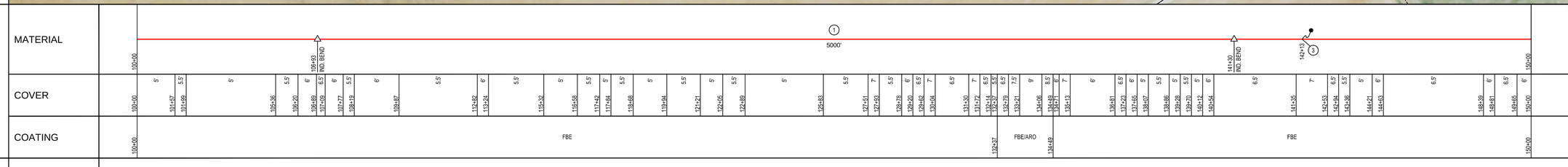
106+89 P.I. < 3°41'28" RT.
106+93 45° INDUCTION BEND (SB RIGHT)
106+93 P.I. < 36°00'06" RT.
106+98 P.I. < 5°42'48" RT.

141+26 P.I. < 7°19'18" LT.
141+30 P.I. < 37°12'57" LT.
141+30 45° INDUCTION BEND (SB LEFT)
141+70 CL 12" ONEOK PIPELINE (3.5' COV)(2.5' CLR)
142+13 TEST STATION
143+71 OH POWER

PLAN

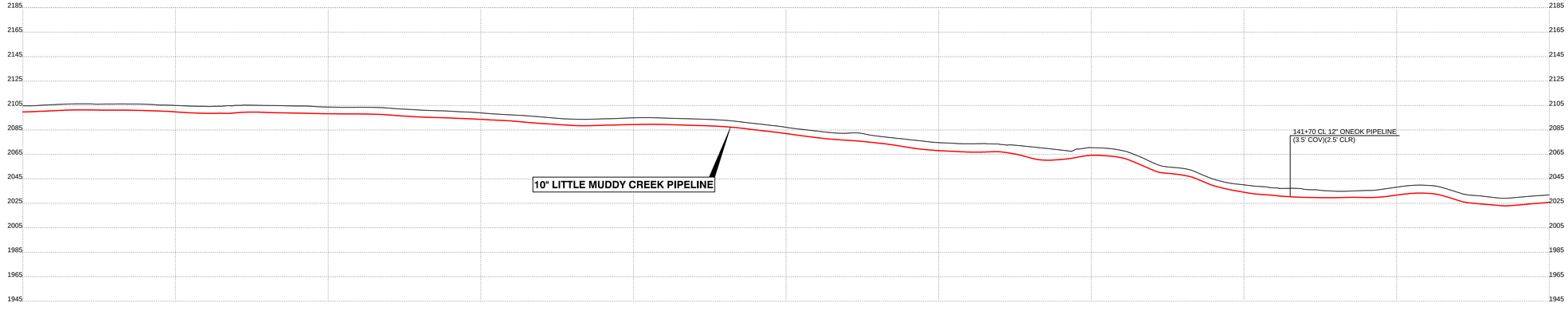


PIPE DETAIL



PROFILE

PROFILE SCALE
HORIZONTAL = 1" = 200'
VERTICAL = 1' = 50'



NOTES

1. FOREIGN UTILITY LOCATIONS ARE APPROXIMATE AND MUST BE VERIFIED BY CONTRACTOR.
2. UNLESS OTHERWISE NOTED, ALL WASH CROSSINGS MINIMUM OF FIVE (5) FEET COVER.

LEGEND

- CENTERLINE
- PERMANENT EASEMENT
- EXISTING PIPELINE
- C/L ROAD
- DEEDED PROPERTY LINE
- ASSESSOR PROPERTY LINE
- P — POWER LINE
- X — FENCE LINE
- TG — TELEGRAPH LINE
- RAILROAD
- TRANSMISSION LINE

UNDERGROUND

- UE — ELECTRIC
- W — WATER LINE
- FO — FIBER OPTIC CABLE

- MILE POST
- MAINLINE VALVES
- TEE
- LAUNCHER / RECEIVER
- DRAINAGE
- WELL HEAD
- TEST STATION
- TRANSMISSION TOWER
- POWER POLE

BILL OF MATERIALS

#	DESCRIPTION	QTY
1	10" O.D. x 0.365" W.T., API-5L-PSL2, X42/X52 HFW PIPE	50001
2	INDUCTION BEND	2
3	TEST STATION	1
-	-	-
-	-	-

REVISIONS

NO.	DATE	BY	DESCRIPTION
0	2/8/2016	SRS	ISSUED FOR RECORD

LEGEND:
REFER TO INDEX SHEET

SCALES:
C-SIZE (18X24) = 1" = 750'
D-SIZE (36X24) = 1" = 500'

811 Know what's **Below.** **Call** before you dig.

200 0 200 400
SCALE IN FEET

DRAWN BY	SRS	2/8/2016	PHOTO BY		
CHECKED BY	APB	2/8/2016	PLOT BY	SRS	02/18/16
APPROVED			DATE		

LW Survey Co.
10245 W. Alameda Pkwy.
Suite 210
Lakewood, CO 80228

SUMMIT MIDSTREAM

RECORD ALIGNMENT SHEET
10" LITTLE MUDDY CREEK PIPELINE
MP 2 TO MP 3
WILLIAMS COUNTY, NORTH DAKOTA

DWG. NO. 51465-003

REV. 0

| TRACT | | |

TRACT

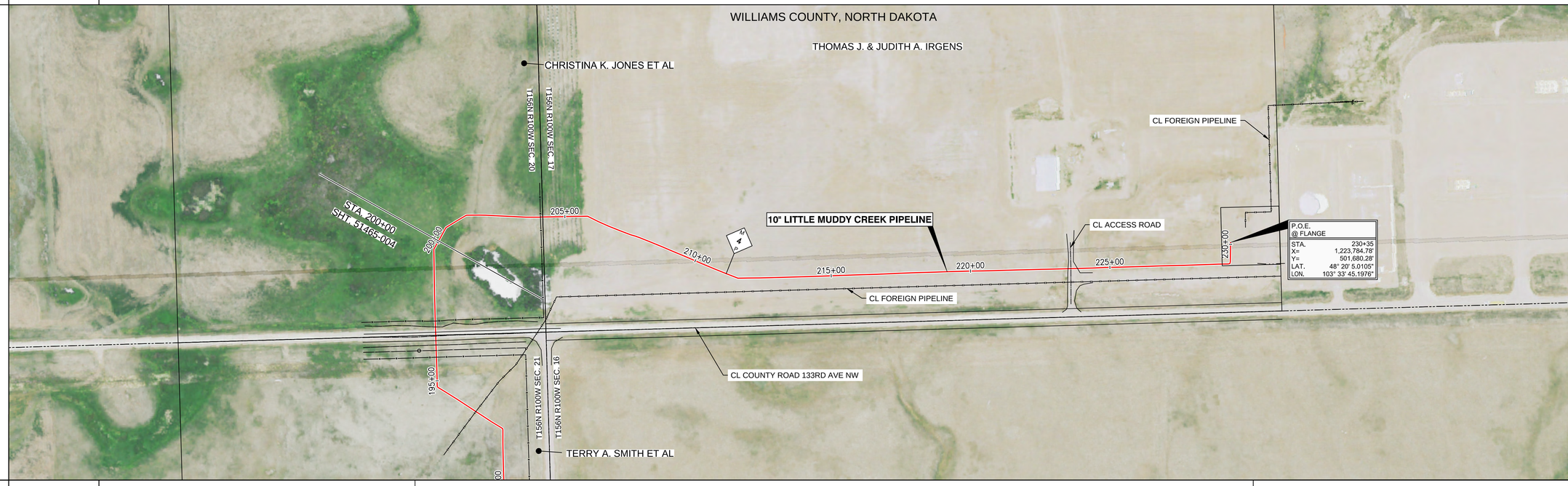
	200+00	010	204+45	011	230+35
TRACT NUMBER					
OWNER NAME		CHRISTINA K. JONES ET AL		THOMAS J. & JUDITH A. IRGENS	
RODDAGE		25.51 RODS		156.72 RODS	

STATIONING

NORTH

200+81 P.I. < 2°38'12" RT.
200+84 P.I. < 24°08'06" RT.
200+84.30' INDUCTION BEND (SB RIGHT)
200+88 P.I. < 2°41'31" RT.
201+67 P.I. < 4°39'21" RT.
201+71.30' INDUCTION BEND (SB RIGHT)
201+71 P.I. < 25°12'18" RT.
202+39 P.I. < 2°26'27" RT.
203+84 P.I. < 2°27'50" LT.
204+35 P.I. < 23°53'37" LT.
204+36 P.I. < 22°27'51" RT.
204+36 FENCE
206+01 P.I. < 6°35'50" LT.
206+02 P.I. < 9°23'27" RT.
206+06 P.I. < 16°49'19" RT.
206+06.25' INDUCTION BEND (SB RIGHT)
206+07 P.I. < 7°54'52" RT.
206+49 P.I. < 2°28'37" LT.
206+91 P.I. < 2°16'56" LT.
207+76 P.I. < 5°01'52" LT.
207+92 P.I. < 4°34'22" RT.
211+88.23' INDUCTION BEND (SB LEFT)
211+88 P.I. < 4°13'02" LT.
211+89 P.I. < 18°32'55" LT.
223+75 EDGE OF ROAD
223+85 CL ACCESS ROAD
224+09 EDGE OF ROAD
229+50 P.I. < 13°53'06" LT.
229+56 P.I. < 60°13'21" LT.
229+56.90' INDUCTION BEND (SB LEFT)
229+62 P.I. < 13°58'07" LT.
230+10 TEST STATION
230+18.45' INDUCTION BEND (SAG)
230+31.45' INDUCTION BEND (OB)
230+34 P.I. < 76°08'36" LT.
230+34 P.I. < 79°57'09" RT.
230+35 P.I. < 10°03'45" LT.

PLAN



PIPE DETAIL

MATERIAL

200+00 200+84 IND. BEND — (2) 166' — 201+71 IND. BEND — 204+36 — 206+06 IND. BEND — (1) 3035' — 211+88 IND. BEND — 229+56 IND. BEND — (3) 204' — 230+18 IND. BEND — 230+31 IND. BEND — 230+35

COVER

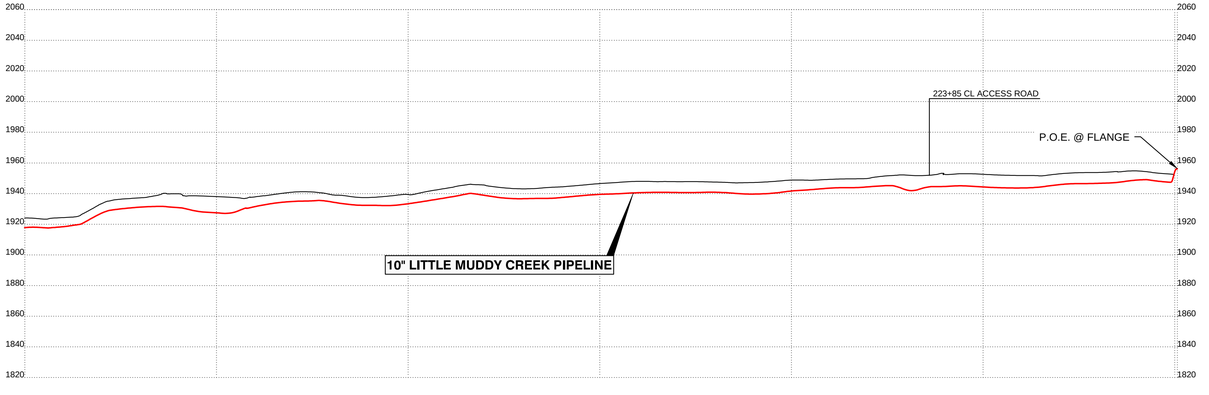
7' | 200+00 | 6' | 200+38 | 6.5' | 201+67 | 6' | 202+16 | 6.5' | 202+58 | 6.5' | 203+00 | 6' | 203+84 | 8.5' | 204+36 | 9.5' | 204+79 | 10.5' | 205+20 | 11' | 205+63 | 7.5' | 206+07 | 7' | 206+49 | 5.5' | 206+91 | 6' | 207+34 | 5.5' | 207+92 | 5' | 208+52 | 5.5' | 208+94 | 5' | 209+78 | 6.5' | 210+62 | 6' | 212+27 | 7' | 212+69 | 6.5' | 213+95 | 7.5' | 214+37 | 7' | 215+63 | 7.5' | 216+89 | 7' | 218+15 | 6.5' | 218+99 | 7.5' | 220+26 | 7' | 220+68 | 6.5' | 221+10 | 6' | 221+52 | 5.5' | 221+94 | 6' | 222+78 | 6.5' | 222+99 | 7' | 223+36 | 11' | 223+80 | 9' | 224+94 | 7.5' | 225+36 | 8' | 225+82 | 8' | 227+08 | 7' | 229+73 | 7.5' | 229+15 | 6.5' | 229+52 | 5.5' | 229+76 | 5.5' | 230+14 | 5.5' | 230+22 | 7.5' | 230+26 | 6' | 230+34 | 6' | 230+35 | 3.5' |

COATING

200+00 — FBE — 222+99 — FBE/ARO — 224+21 — FBE — 230+34 — PAINT — 230+35

PROFILE

PROFILE SCALE
HORIZONTAL = 1" = 200'
VERTICAL = 1' = 50'



NOTES

1. FOREIGN UTILITY LOCATIONS ARE APPROXIMATE AND MUST BE VERIFIED BY CONTRACTOR.
2. UNLESS OTHERWISE NOTED, ALL WASH CROSSINGS MINIMUM OF FIVE (5) FEET COVER.

LEGEND

- CENTERLINE
- PERMANENT EASEMENT
- EXISTING PIPELINE
- C/L ROAD
- DEEDED PROPERTY LINE
- ASSESSOR PROPERTY LINE
- P — POWER LINE
- X — FENCE LINE
- TG — TELEGRAPH LINE
- RAILROAD
- TRANSMISSION LINE
- MILE POST
- MAINLINE VALVES
- TEE
- LAUNCHER / RECEIVER
- DRAINAGE
- WELL HEAD
- TEST STATION
- TRANSMISSION TOWER
- POWER POLE

UNDERGROUND

- UE — ELECTRIC
- W — WATER LINE
- FO — FIBER OPTIC CABLE

BILL OF MATERIALS

#	DESCRIPTION	QTY
1	10" O.D. x 0.365" W.T., API-5L-PSL2, X42/X52 HFW PIPE	3035'
2	16" O.D. x 0.312" W.T., API-5L-PSL2, X42/X52 HFW PIPE	166'
3	INDUCTION BEND	7
4	TEST STATION	1
-	-	-

REVISIONS

NO.	DATE	BY	DESCRIPTION
0	2/8/2016	SRS	ISSUED FOR RECORD

LEGEND:
REFER TO INDEX SHEET

SCALES:
C-SIZE (18X24) = 1" = 750'
D-SIZE (36X24) = 1" = 500'

811 Know what's **Below.** **Call** before you dig.

200 0 200 400
SCALE IN FEET

DRAWN BY	SRS	2/8/2016	PHOTO BY		
CHECKED BY	APB	2/8/2016	PLOT BY	SRS	02/18/16
APPROVED			DATE		

LW Survey Co.
10345 W. Alameda Pkwy, Suite 205
Lakewood, CO 80228

SUMMIT MIDSTREAM

RECORD ALIGNMENT SHEET
10" LITTLE MUDDY CREEK PIPELINE
MP 4 TO MP 4
WILLIAMS COUNTY, NORTH DAKOTA

DWG. NO. 51465-005

REV. 0

CODE	STATION	DESCRIPTION
WELD	0+05	WELD - TIE-IN / XRAY'd LMT1 / JT AHEAD LW32L 10 O.D. x 0.365 W.T., X52, ERW API-5L PSL2 FBE (6 O'CLOCK) RP PRIHDLC HP PRIHDLC FP PRIHDLC CP PRIHDLC
WELD	0+10	WELD - TIE-IN / XRAY'd LMT1 / JT AHEAD LW83, 10 O.D. x 0.365 W.T., X52, ERW API-5L PSL2 FBE (5.5 CoV.) RP PRIHDLC HP PRIHDLC FP PRIHDLC CP PRIHDLC
BEND	0+11	7.5° INDUCTION BEND (SAG) 10 O.D. x 0.365 W.T., X52, API-5L PSL2, ERW, FBE, (5.5 CoV.)
WELD	0+14	WELD - TIE-IN / XRAY'd LMT3 / JT AHEAD LW32, 10 O.D. x 0.365 W.T., X52, ERW API-5L PSL2 FBE (5.5 CoV.) RP PRIHDLC HP PRIHDLC FP PRIHDLC CP PRIHDLC
WELD	0+81	WELD - MAINLINE / XRAY'd LML1 / JT AHEAD LW25, 10 O.D. x 0.365 W.T., X52, ERW API-5L PSL2 FBE (5.5 CoV.) RP MLC/DLC HP CBM/JJC FP PRH CP PRH
WELD	1+22	WELD - MAINLINE / XRAY'd LMT2 / JT AHEAD LW36, 10 O.D. x 0.365 W.T., X52, ERW API-5L PSL2 FBE (5.5 CoV.) RP MLC/DLC HP CBM/JJC FP PRH CP PRH
WELD	1+64	WELD - MAINLINE / XRAY'd LM-3 / JT AHEAD LW37, 10 O.D. x 0.365 W.T., X52, ERW API-5L PSL2 FBE (5.4 CoV.) RP MLC/DLC HP CBM/JJC FP PRH CP PRH
WELD	2+36	WELD - MAINLINE / XRAY'd LM-2 / JT AHEAD LW28, 10 O.D. x 0.365 W.T., X52, ERW API-5L PSL2 FBE (5.2 CoV.) RP MLC/DLC HP CBM/JJC FP PRH CP PRH
WELD	2+36	WELD - MAINLINE / XRAY'd LM2-3 / JT AHEAD LW29, 10 O.D. x 0.365 W.T., X52, ERW API-5L PSL2 FBE (5 CoV.) RP MLC/DLC HP CBM/JJC FP PRH CP PRH
BEND	2+49	7.5° FIELD BEND BEND (SAG) 10 O.D. x 0.365 W.T., X52, API-5L PSL2, ERW, FBE, (4.8 CoV.)
WELD	2+78	WELD - MAINLINE / XRAY'd LM-6 / JT AHEAD LW35A, 10 O.D. x 0.365 W.T., X52, ERW API-5L PSL2 FBE (5.1 CoV.) RP ML/DLC/DLC HP CBM/DLC FP JSC CP JSC
WELD	2+90	WELD - MAINLINE / XRAY'd LM-7 / JT AHEAD LW40, 10 O.D. x 0.365 W.T., X52, ERW API-5L PSL2 FBE (5.2 CoV.) RP ML/DLC/DLC HP CBM/JJC FP CBM/PRH CP CBM/PRH
BEND	3+02	7.5° FIELD BEND BEND (SAG) 10 O.D. x 0.365 W.T., X52, API-5L PSL2, ERW, FBE, (5.4 CoV.)
WELD	3+32	WELD - MAINLINE / XRAY'd LM-21 / JT AHEAD LW41, 10 O.D. x 0.365 W.T., X52, ERW API-5L PSL2 FBE (5.4 CoV.) RP ML/DLC/DLC HP CBM/JJC FP CBM/JJC
WELD	3+76	WELD - MAINLINE / XRAY'd LM-20 / JT AHEAD LW42, 10 O.D. x 0.365 W.T., X52, ERW API-5L PSL2 FBE (5.1 CoV.) RP ML/DLC/DLC HP CBM/JJC FP PRH CP PRH
WELD	4+19	WELD - MAINLINE / XRAY'd LM-19 / JT AHEAD LW43, 10 O.D. x 0.365 W.T., X52, ERW API-5L PSL2 FBE (5.2 CoV.) RP ML/DLC/DLC HP CBM/JJC FP TMT CP TMT
WELD	4+61	WELD - MAINLINE / XRAY'd LM-18 / JT AHEAD LW44, 10 O.D. x 0.365 W.T., X52, ERW API-5L PSL2 FBE (5.2 CoV.) RP ML/DLC/DLC HP CBM/JJC FP CBM/JJC CP CBM/JJC
WELD	5+03	WELD - MAINLINE / XRAY'd LM-12 / JT AHEAD LW45, 10 O.D. x 0.365 W.T., X52, ERW API-5L PSL2 FBE (5.2 CoV.) RP ML/DLC/DLC HP CBM/JJC FP CBM/JJC CP CBM/JJC
WELD	5+45	WELD - MAINLINE / XRAY'd LM-13 / JT AHEAD LW46, 10 O.D. x 0.365 W.T., X52, ERW API-5L PSL2 FBE (5.2 CoV.) RP ML/DLC/DLC HP CBM/JJC FP TMT CP TMT
BEND	5+55	1.8° FIELD BEND BEND (SAG) 10 O.D. x 0.365 W.T., X52, API-5L PSL2, ERW, FBE, (5.7 CoV.)
BEND	5+87	1.8° FIELD BEND BEND (SAG) 10 O.D. x 0.365 W.T., X52, API-5L PSL2, ERW, FBE, (5.7 CoV.)
WELD	5+87	WELD - MAINLINE / XRAY'd LM-14 / JT AHEAD LW47, 10 O.D. x 0.365 W.T., X52, ERW API-5L PSL2 FBE (5.1 CoV.) RP ML/DLC/DLC HP CBM/JJC FP PRH CP PRH
BEND	5+98	1.8° FIELD BEND BEND (SAG) 10 O.D. x 0.365 W.T., X52, API-5L PSL2, ERW, FBE, (5.2 CoV.)
WELD	6+27	WELD - MAINLINE / XRAY'd LM-15 / JT AHEAD LW48, 10 O.D. x 0.365 W.T., X52, ERW API-5L PSL2 FBE (5.2 CoV.) RP ML/DLC/DLC HP CBM/JJC FP CBM/JJC CP CBM/JJC
WELD	6+68	WELD - MAINLINE / XRAY'd LM-16 / JT AHEAD LW49, 10 O.D. x 0.365 W.T., X52, ERW API-5L PSL2 FBE (5.2 CoV.) RP ML/DLC/DLC HP CBM/JJC FP CBM/JJC CP CBM/JJC
WELD	7+11	WELD - MAINLINE / XRAY'd LM-17 / JT AHEAD LW50, 10 O.D. x 0.365 W.T., X52, ERW API-5L PSL2 FBE (5.2 CoV.) RP ML/DLC/DLC HP CBM/JJC FP PRH CP PRH
WELD	7+43	WELD - MAINLINE / XRAY'd LM-38 / JT AHEAD LW51, 10 O.D. x 0.365 W.T., X52, ERW API-5L PSL2 FBE (5.2 CoV.) RP ML/DLC/DLC HP CBM/JJC FP CBM/JJC CP CBM/JJC
BEND	7+56	7.5° FIELD BEND BEND (SAG) 10 O.D. x 0.365 W.T., X52, API-5L PSL2, ERW, FBE, (5.7 CoV.)
WELD	7+96	WELD - MAINLINE / XRAY'd LM-39 / JT AHEAD LW52, 10 O.D. x 0.365 W.T., X52, ERW API-5L PSL2 FBE (5.7 CoV.) RP ML/DLC/DLC HP CBM/JJC FP TMT CP TMT
WELD	8+40	WELD - MAINLINE / XRAY'd LM-40 / JT AHEAD LW53, 10 O.D. x 0.365 W.T., X52, ERW API-5L PSL2 FBE (5.7 CoV.) RP ML/DLC/DLC HP CBM/JJC FP TMT CP TMT
WELD	8+80	WELD - MAINLINE / XRAY'd LM-23 / JT AHEAD LW60, 10 O.D. x 0.365 W.T., X52, ERW API-5L PSL2 FBE (5.2 CoV.) RP MLC/DLC HP CBM/JJC FP PRH CP PRH
WELD	9+20	WELD - MAINLINE / XRAY'd LM-22 / JT AHEAD LW61, 10 O.D. x 0.365 W.T., X52, ERW API-5L PSL2 FBE (5.2 CoV.) RP MLC/DLC HP CBM/JJC FP PRH CP PRH
WELD	9+64	WELD - MAINLINE / XRAY'd LM-23 / JT AHEAD LW62, 10 O.D. x 0.365 W.T., X52, ERW API-5L PSL2 FBE (5.2 CoV.) RP MLC/DLC HP CBM/JJC FP PRH CP PRH
WELD	10+06	WELD - MAINLINE / XRAY'd LM-24 / JT AHEAD LW63, 10 O.D. x 0.365 W.T., X52, ERW API-5L PSL2 FBE (5.2 CoV.) RP MLC/DLC HP CBM/JJC FP PRH CP PRH
BEND	10+27	8.7° FIELD BEND BEND (SAG) 10 O.D. x 0.365 W.T., X52, API-5L PSL2, ERW, FBE, (6° CoV.)
WELD	10+48	WELD - MAINLINE / XRAY'd LM-25 / JT AHEAD LW64, 10 O.D. x 0.365 W.T., X52, ERW API-5L PSL2 FBE (5.7 CoV.) RP MLC/DLC HP CBM/JJC FP TMT CP TMT
WELD	10+90	WELD - MAINLINE / XRAY'd LM-26 / JT AHEAD LW65, 10 O.D. x 0.365 W.T., X52, ERW API-5L PSL2 FBE (5.7 CoV.) RP MLC/DLC HP CBM/JJC FP JSC CP JSC
WELD	11+32	WELD - MAINLINE / XRAY'd LM-27 / JT AHEAD LW66, 10 O.D. x 0.365 W.T., X52, ERW API-5L PSL2 FBE (5.7 CoV.) RP MLC/DLC HP CBM/JJC FP TMT CP TMT
WELD	11+74	WELD - MAINLINE / XRAY'd LM-28 / JT AHEAD LW67, 10 O.D. x 0.365 W.T., X52, ERW API-5L PSL2 FBE (5.1 CoV.) RP MLC/DLC HP CBM/JJC FP TMT CP TMT
WELD	12+16	WELD - MAINLINE / XRAY'd LM-29 / JT AHEAD LW68, 10 O.D. x 0.365 W.T., X52, ERW API-5L PSL2 FBE (5.1 CoV.) RP MLC/DLC HP CBM/JJC FP TMT CP TMT
WELD	12+58	WELD - MAINLINE / XRAY'd LM-30 / JT AHEAD LW69, 10 O.D. x 0.365 W.T., X52, ERW API-5L PSL2 FBE (5 CoV.) RP MLC/DLC HP CBM/JJC FP JSC CP JSC
WELD	13+00	WELD - MAINLINE / XRAY'd LM-31 / JT AHEAD LW70, 10 O.D. x 0.365 W.T., X52, ERW API-5L PSL2 FBE (5.2 CoV.) RP MLC/DLC HP CBM/JJC FP JSC CP JSC
WELD	13+42	WELD - MAINLINE / XRAY'd LM-32 / JT AHEAD LW71, 10 O.D. x 0.365 W.T., X52, ERW API-5L PSL2 FBE (5.1 CoV.) RP MLC/DLC HP CBM/JJC FP PRH CP PRH
WELD	13+84	WELD - MAINLINE / XRAY'd LM-33 / JT AHEAD LW72, 10 O.D. x 0.365 W.T., X52, ERW API-5L PSL2 FBE (5.1 CoV.) RP MLC/DLC HP CBM/JJC FP JSC CP JSC
WELD	14+07	WELD - MAINLINE / XRAY'd LM-34 / JT AHEAD LW73, 10 O.D. x 0.365 W.T., X52, ERW API-5L PSL2 FBE (5.1 CoV.) RP MLC/DLC HP CBM/JJC FP JSC CP JSC
WELD	14+69	WELD - MAINLINE / XRAY'd LM-35 / JT AHEAD LW74, 10 O.D. x 0.365 W.T., X52, ERW API-5L PSL2 FBE (5.1 CoV.) RP MLC/DLC HP CBM/JJC FP JSC CP JSC
WELD	15+16	WELD - MAINLINE / XRAY'd LM-36 / JT AHEAD LW75, 10 O.D. x 0.365 W.T., X52, ERW API-5L PSL2 FBE (5.2 CoV.) RP MLC/DLC HP CBM/JJC FP CBM/JJC CP CBM/JJC
WELD	15+53	WELD - MAINLINE / XRAY'd LM-37 / JT AHEAD LW76, 10 O.D. x 0.365 W.T., X52, ERW API-5L PSL2 FBE (5.2 CoV.) RP MLC/DLC HP CBM/JJC FP CBM/JJC CP CBM/JJC
WELD	16+16	WELD - MAINLINE / XRAY'd LM-41 / JT AHEAD LW77, 10 O.D. x 0.365 W.T., X52, ERW API-5L PSL2 FBE (5.2 CoV.) RP MLC/DLC HP CBM/JJC FP CBM/PRH CP CBM/PRH
WELD	16+37	WELD - MAINLINE / XRAY'd LM-42 / JT AHEAD LW78, 10 O.D. x 0.365 W.T., X52, ERW API-5L PSL2 FBE (5.2 CoV.) RP MLC/DLC HP CBM/JJC FP CBM/JJC CP CBM/JJC
WELD	16+79	WELD - MAINLINE / XRAY'd LM-43 / JT AHEAD LW79, 10 O.D. x 0.365 W.T., X52, ERW API-5L PSL2 FBE (5.2 CoV.) RP MLC/DLC HP CBM/JJC FP CBM/JJC CP MLC/DLC
WELD	17+21	WELD - MAINLINE / XRAY'd LM-45 / JT AHEAD LW80, 10 O.D. x 0.365 W.T., X52, ERW API-5L PSL2 FBE (5.2 CoV.) RP MLC/DLC HP CBM/JJC FP TMT CP TMT
WELD	17+63	WELD - MAINLINE / XRAY'd LM-46 / JT AHEAD LW81, 10 O.D. x 0.365 W.T., X52, ERW API-5L PSL2 FBE (5.2 CoV.) RP MLC/DLC HP CBM/JJC FP JSC CP JSC
WELD	18+05	WELD - MAINLINE / XRAY'd LM-47 / JT AHEAD LW82, 10 O.D. x 0.365 W.T., X52, ERW API-5L PSL2 FBE (5.2 CoV.) RP MLC/DLC HP CBM/JJC FP PRH CP PRH
WELD	18+47	WELD - MAINLINE / XRAY'd LM-48 / JT AHEAD LW83, 10 O.D. x 0.365 W.T., X52, ERW API-5L PSL2 FBE (5.2 CoV.) RP MLC/DLC HP CBM/JJC FP JSC CP JSC
WELD	18+89	WELD - MAINLINE / XRAY'd LM-49 / JT AHEAD LW84, 10 O.D. x 0.365 W.T., X52, ERW API-5L PSL2 FBE (5.2 CoV.) RP MLC/DLC HP CBM/JJC FP JSC CP JSC
WELD	19+31	WELD - MAINLINE / XRAY'd LM-50 / JT AHEAD LW85, 10 O.D. x 0.365 W.T., X52, ERW API-5L PSL2 FBE (5.2 CoV.) RP MLC/DLC HP CBM/JJC FP JSC CP JSC
WELD	19+73	WELD - MAINLINE / XRAY'd LM-51 / JT AHEAD LW86, 10 O.D. x 0.365 W.T., X52, ERW API-5L PSL2 FBE (5 CoV.) RP MLC/DLC HP CBM/JJC FP TMT CP TMT
WELD	20+15	WELD - MAINLINE / XRAY'd LM-52 / JT AHEAD LW87, 10 O.D. x 0.365 W.T., X52, ERW API-5L PSL2 FBE (5.2 CoV.) RP MLC/DLC HP CBM/JJC FP JSC CP JSC
WELD	20+57	WELD - MAINLINE / XRAY'd LM-53 / JT AHEAD LW88, 10 O.D. x 0.365 W.T., X52, ERW API-5L PSL2 FBE (5.2 CoV.) RP MLC/DLC HP CBM/JJC FP JSC CP JSC
WELD	20+99	WELD - MAINLINE / XRAY'd LM-54 / JT AHEAD LW89, 10 O.D. x 0.365 W.T., X52, ERW API-5L PSL2 FBE (5.7 CoV.) RP MLC/DLC HP CBM/JJC FP TMT CP TMT
WELD	21+41	WELD - MAINLINE / XRAY'd LM-55 / JT AHEAD LW90, 10 O.D. x 0.365 W.T., X52, ERW API-5L PSL2 FBE (5.7 CoV.) RP MLC/DLC HP CBM/JJC FP TMT CP TMT
BEND	21+62	3° FIELD BEND BEND (SAG) 10 O.D. x 0.365 W.T., X52, API-5L PSL2, ERW, FBE, (5 CoV.)
WELD	21+78	WELD - MAINLINE / XRAY'd LM-56 / JT AHEAD LW91, 10 O.D. x 0.365 W.T., X52, ERW API-5L PSL2 FBE (5.2 CoV.) RP ML/DLC/DLC HP CBM/JJC FP PRH CP PRH
WELD	22+25	WELD - MAINLINE / XRAY'd LM-57 / JT AHEAD LW92, 10 O.D. x 0.365 W.T., X52, ERW API-5L PSL2 FBE (5.4 CoV.) RP ML/DLC/DLC HP CBM/JJC FP TMT CP TMT
WELD	22+77	WELD - MAINLINE / XRAY'd LM-493 / JT AHEAD LW17A, 10 O.D. x 0.365 W.T., X52, ERW API-5L PSL2 FBE (5.5 CoV.) RP DLC/PRH HP DLC/PRH FP DLC/PRH CP DLC/PRH
WELD	22+80	WELD - MAINLINE / XRAY'd LM-58 / JT AHEAD LW95A, 10 O.D. x 0.365 W.T., X52, ERW API-5L PSL2 FBE (5.6 CoV.) RP DLC/PRH HP DLC/PRH FP DLC/PRH CP DLC/PRH
WELD	23+10	WELD - MAINLINE / XRAY'd LM-59 / JT AHEAD LW97, 10 O.D. x 0.365 W.T., X52, ERW API-5L PSL2 FBE (5.5 CoV.) RP ML/DLC/DLC HP CBM/JJC FP TMT CP TMT
BEND	23+52	2.4° FIELD BEND BEND (SAG) 10 O.D. x 0.365 W.T., X52, API-5L PSL2, ERW, FBE, (5.7 CoV.)
WELD	23+64	WELD - MAINLINE / XRAY'd LM-60 / JT AHEAD LW98, 10 O.D. x 0.365 W.T., X52, ERW API-5L PSL2 FBE (5.7 CoV.) RP ML/DLC/DLC HP CBM/JJC FP JSC CP JSC
WELD	24+16	WELD - MAINLINE / XRAY'd LM-61 / JT AHEAD LW99, 10 O.D. x 0.365 W.T., X52, ERW API-5L PSL2 FBE (5.6 CoV.) RP ML/DLC/DLC HP CBM/JJC FP JSC CP JSC
WELD	24+78	WELD - MAINLINE / XRAY'd LM-62 / JT AHEAD LW100, 10 O.D. x 0.365 W.T., X52, ERW API-5L PSL2 FBE (5.7 CoV.) RP ML/DLC/DLC HP CBM/JJC FP TMT CP TMT
WELD	25+42	WELD - MAINLINE / XRAY'd LM-63 / JT AHEAD LW94, 10 O.D. x 0.365 W.T., X52, ERW API-5L PSL2 FBE (5.2 CoV.) RP ML/DLC/DLC HP CBM/JJC FP PRH CP PRH
WELD	26+04	WELD - MAINLINE / XRAY'd LM-64 / JT AHEAD LW101, 10 O.D. x 0.365 W.T., X52, ERW API-5L PSL2 FBE (5.4 CoV.) RP ML/DLC/DLC HP CBM/JJC FP PRH CP PRH
WELD	26+74	WELD - MAINLINE / XRAY'd LM-65 / JT AHEAD LW102, 10 O.D. x 0.365 W.T., X52, ERW API-5L PSL2 FBE (5.4 CoV.) RP ML/DLC/DLC HP CBM/JJC FP PRH CP PRH
WELD	26+86	WELD - MAINLINE / XRAY'd LM58 / JT AHEAD LW99, 10 O.D. x 0.365 W.T., X52, ERW API-5L PSL2 FBE (5.4 CoV.) RP DLC/TMR HP DLC/TMR FP DLC/TMR CP DLC/TMR
WELD	27+30	WELD - TIE-IN / XRAY'd LMT2 / JT AHEAD LW35A, 10 O.D. x 0.365 W.T., X52, ERW API-5L PSL2 FBE (6.2 CoV.) RP PRIHDLC HP PRIHDLC FP PRIHDLC CP PRIHDLC
WELD	27+45	WELD - TIE-IN / XRAY'd LMT1 / JT AHEAD LW82, 10 O.D. x 0.365 W.T., X52, ERW API-5L PSL2 FBE (6.3 CoV.) RP PRIHDLC HP PRIHDLC FP PRIHDLC CP PRIHDLC
BEND	27+53	7.5° INDUCTION BEND (SAG) 10 O.D. x 0.365 W.T., X52, API-5L PSL2, ERW, FBE, (6.2 CoV.)
WELD	27+57	WELD - TIE-IN / XRAY'd LMT1 / JT AHEAD LW53BC, 10 O.D. x 0.365 W.T., X52, ERW API-5L PSL2 FBE (6.2 CoV.) RP PRIHDLC HP PRIHDLC FP PRIHDLC CP PRIHDLC
CAD, WELD	27+64	CAD WELD (1 OF WIRES: 2)
TEST_STATION	27+64	Test Station
WELD	27+67	WELD - TIE-IN / XRAY'd LMT8 / JT AHEAD LW100, 10 O.D. x 0.365 W.T., X52, ERW API-5L PSL2 FBE (5 CoV.) RP PRIHDLC HP PRIHDLC FP PRIHDLC CP PRIHDLC
WELD	28+03	WELD - MAINLINE / XRAY'd LM64 / JT AHEAD LW96, 10 O.D. x 0.365 W.T., X52, ERW API-5L PSL2 FBE (5.4 CoV.) RP MLC/DLC HP CBM/JJC FP PRH CP PRH
WELD	28+45	WELD - MAINLINE / XRAY'd LM65 / JT AHEAD LW95, 10 O.D. x 0.365 W.T., X52, ERW API-5L PSL2 FBE (5.6 CoV.) RP MLC/DLC HP CBM/JJC FP PRH CP PRH
WELD	28+87	WELD - MAINLINE / XRAY'd LM66 / JT AHEAD LW101, 10 O.D. x 0.365 W.T., X52, ERW API-5L PSL2 FBE (5.5 CoV.) RP MLC/DLC HP CBM/JJC FP TMT CP TMT
WELD	29+29	WELD - MAINLINE / XRAY'd LM67 / JT AHEAD LW102, 10 O.D. x 0.365 W.T., X52, ERW API-5L PSL2 FBE (5.5 CoV.) RP MLC/DLC HP CBM/JJC FP TMT CP TMT
WELD	29+71	WELD - MAINLINE / XRAY'd LM68 / JT AHEAD LW103, 10 O.D. x 0.365 W.T., X52, ERW API-5L PSL2 FBE (5.5 CoV.) RP MLC/DLC HP CBM/JJC FP TMT CP TMT
WELD	29+91	WELD - MAINLINE / XRAY'd LM69 / JT AHEAD LW104, 10 O.D. x 0.365 W.T., X52, ERW API-5L PSL2 FBE (5.5 CoV.) RP MLC/DLC HP CBM/JJC FP JSC CP JSC
WELD	29+93	WELD - MAINLINE / XRAY'd LM70 / JT AHEAD LW105, 10 O.D. x 0.365 W.T., X52, ERW API-5L PSL2 FBE (5.6 CoV.) RP MLC/DLC HP CBM/JJC FP PRH CP PRH
WELD	29+93	WELD - MAINLINE / XRAY'd LM71 / JT AHEAD LW106, 10 O.D. x 0.365 W.T., X52, ERW API-5L PSL2 FBE (5.6 CoV.) RP MLC/DLC HP CBM/JJC FP TMT CP TMT
WELD	30+97	WELD - MAINLINE / XRAY'd LM-72 / JT AHEAD LW107, 10 O.D. x 0.365 W.T., X52, ERW API-5L PSL2 FBE (5.5 CoV.) RP MLC/DLC HP CBM/JJC FP TMT CP TMT
WELD	31+01	WELD - MAINLINE / XRAY'd LM-73 / JT AHEAD LW108, 10 O.D. x 0.365 W.T., X52, ERW API-5L PSL2 FBE (5.4 CoV.) RP MLC/DLC HP CBM/JJC FP PRH CP PRH
WELD	31+81	WELD - MAINLINE / XRAY'd LM-74 / JT AHEAD LW109, 10 O.D. x 0.365 W.T., X52, ERW API-5L PSL2 FBE (5.4 CoV.) RP MLC/DLC HP CBM/JJC FP PRH CP PRH
WELD	32+16	WELD - MAINLINE / XRAY'd LM-75 / JT AHEAD LW110, 10 O.D. x 0.365 W.T., X52, ERW API-5L PSL2 FBE (5.4 CoV.) RP MLC/DLC HP CBM/JJC FP JSC CP JSC
WELD	32+67	WELD - MAINLINE / XRAY'd LM-76 / JT AHEAD LW111, 10 O.D. x 0.365 W.T., X52, ERW API-5L PSL2 FBE (5.4 CoV.) RP MLC/DLC HP CBM/JJC FP JSC CP JSC
WELD	33+49	WELD - MAINLINE / XRAY'd LM-77 / JT AHEAD LW112, 10 O.D. x 0.365 W.T., X52, ERW API-5L PSL2 FBE (5.4 CoV.) RP MLC/DLC HP CBM/JJC FP TMT CP TMT
WELD	34+01	WELD - MAINLINE / XRAY'd LM-78 / JT AHEAD LW113, 10 O.D. x 0.365 W.T., X52, ERW API-5L PSL2 FBE (5.4 CoV.) RP MLC/DLC HP CBM/JJC FP TMT CP TMT
WELD	34+33	WELD - MAINLINE / XRAY'd LM-79 / JT AHEAD LW114, 10 O.D. x 0.365 W.T., X52, ERW API-5L PSL2 FBE (5.1 CoV.) RP MLC/DLC HP CBM/JJC FP TMT CP TMT
WELD	34+97	WELD - MAINLINE / XRAY'd LM-80 / JT AHEAD LW115, 10 O.D. x 0.365 W.T., X52, ERW API-5L PSL2 FBE (5.1 CoV.) RP MLC/DLC HP CBM/JJC FP JSC CP JSC
WELD	35+17	WELD - MAINLINE / XRAY'd LM-81 / JT AHEAD LW117AA, 10 O.D. x 0.365 W.T., X52, ERW API-5L PSL2 FBE (5.1 CoV.) RP MLC/DLC HP CBM/DLC FP CBM/DLC CP CBM/DLC
WELD	35+51	WELD - MAINLINE / XRAY'd LM-82 / JT AHEAD LW117, 10 O.D. x 0.365 W.T., X52, ERW API-5L PSL2 FBE (5.1 CoV.) RP MLC/DLC HP CBM/JJC FP JSC CP JSC
BEND	35+60	90° INDUCTION BEND (SB LEFT) 10 O.D. x 0.365 W.T., X52, API-5L PSL2, ERW, FBE, (5.8° CoV.)
WELD	35+75	WELD - TIE-IN / XRAY'd LMT10 / JT AHEAD LW118, 10 O.D. x 0.365 W.T., X52, ERW API-5L PSL2 FBE (5.7 CoV.) RP TMR/DLC HP TMR/DLC FP TMR/DLC CP TMR/DLC
WELD	35+77	WELD - MAINLINE / XRAY'd LM83 / JT AHEAD LW119, 10 O.D. x 0.365 W.T., X52, ERW API-5L PSL2 FBE (5.7 CoV.) RP MLC/DLC HP CBM/JJC FP TMT CP TMT
BEND	35+97	1.8° FIELD BEND BEND (SAG) 10 O.D. x 0.365 W.T., X52, API-5L PSL2, ERW, FBE, (5.7 CoV.)
WELD	36+07	WELD - MAINLINE / XRAY'd LM-84 / JT AHEAD LW120, 10 O.D. x 0.365 W.T., X52, ERW API-5L PSL2 FBE (5.7 CoV.) RP MLC/DLC HP CBM/JJC FP TMT CP TMT
WELD	36+37	WELD - MAINLINE / XRAY'd LM-85 / JT AHEAD LW121, 10 O.D. x 0.365 W.T., X52, ERW API-5L PSL2 FBE (5.7 CoV.) RP MLC/DLC HP CBM/JJC FP TMT CP TMT
WELD	36+67	WELD - MAINLINE / XRAY'd LM-86 / JT AHEAD LW122, 10 O.D. x 0.365 W.T., X52, ERW API-5L PSL2 FBE (5.7 CoV.) RP MLC/DLC HP CBM/JJC FP TMT CP TMT
WELD	36+97	WELD - MAINLINE / XRAY'd LM-87 / JT AHEAD LW123, 10 O.D. x 0.365 W.T., X52, ERW API-5L PSL2 FBE (5.7 CoV.) RP MLC/DLC HP CBM/JJC FP TMT CP TMT
WELD	37+37	WELD - MAINLINE / XRAY'd LM-88 / JT AHEAD LW124, 10 O.D. x 0.365 W.T., X52, ERW API-5L PSL2 FBE (5.7 CoV.) RP MLC/DLC HP CBM/JJC FP TMT CP TMT
WELD	37+87	WELD - MAINLINE / XRAY'd LM-89 / JT AHEAD LW125, 10 O.D. x 0.365 W.T., X52, ERW API-5L PSL2 FBE (5.7 CoV.) RP MLC/DLC HP CBM/JJC FP TMT CP TMT
WELD	38+39	WELD - MAINLINE / XRAY'd LM-90 / JT AHEAD LW126, 10 O.D. x 0.365 W.T., X52, ERW API-5L PSL2 FBE (5.7 CoV.) RP MLC/DLC HP CBM/JJC FP TMT CP TMT
WELD	38+86	4.8° FIELD BEND BEND (SAG) 10 O.D. x 0.365 W.T., X52, API-5L PSL2, ERW, FBE, (5.3 CoV.)
BEND	38+91	4.8° FIELD BEND BEND (SAG) 10 O.D. x 0.365 W.T., X52, API-5L PSL2, ERW, FBE, (5.3 CoV.)
WELD	39+13	WELD - MAINLINE / XRAY'd LM-91 / JT AHEAD LW127, 10 O.D. x 0.365 W.T., X52, ERW API-5L PSL2 FBE (5.4 CoV.) RP MLC/DLC HP CBM/JJC FP PRH CP PRH
WELD	39+55	WELD - MAINLINE / XRAY'd LM-92 / JT AHEAD LW128, 10 O.D. x 0.365 W.T., X52, ERW API-5L PSL2 FBE (5.7 CoV.) RP MLC/DLC HP CBM/JJC FP TMT CP TMT
WELD	39+97	WELD - TIE-IN / XRAY'd LMT12 / JT AHEAD LW137, 10 O.D. x 0.365 W.T., X52, ERW API-5L PSL2 FBE (5 CoV.) RP DLC/PRH HP DLC/PRH FP DLC/PRH CP DLC/PRH
WELD	40+39	WELD - MAINLINE / XRAY'd LM90 / JT AHEAD LW129, 10 O.D. x 0.365 W.T., X52, ERW API-5L PSL2 FBE (5.7 CoV.) RP MLC/DLC HP CBM/JJC FP TMT CP TMT
WELD	40+81	WELD - TIE-IN / XRAY'd LMT13 / JT AHEAD LW126, 10 O.D. x 0.365 W.T., X52, ERW API-5L PSL2 FBE (5.1 CoV.) RP DLC/PRH HP DLC/PRH FP DLC/PRH CP DLC/PRH
WELD	41+23	WELD - MAINLINE / XRAY'd LM91 / JT AHEAD LW129, 10 O.D. x 0.365 W.T., X52, ERW API-5L PSL2 FBE (5.7 CoV.) RP MLC/DLC HP CBM FP PRH CP PRH
WELD	41+65	WELD - MAINLINE / XRAY'd LM-92 / JT AHEAD LW131, 10 O.D. x 0.365 W.T., X52, ERW API-5L PSL2 FBE (5.7 CoV.) RP MLC/DLC HP CBM/JJC FP JSC CP JSC
WELD	42+07	WELD - MAINLINE / XRAY'd LM-93 / JT AHEAD LW132, 10 O.D. x 0.365 W.T., X52, ERW API-5L PSL2 FBE (5.5 CoV.) RP MLC/DLC HP CBM/JJC FP JSC/TMR CP JSC/TMR
WELD	42+49	WELD - MAINLINE / XRAY'd LM-94 / JT AHEAD LW136, 10 O.D. x 0.365 W.T., X52, ERW API-5L PSL2 FBE (5.4 CoV.) RP MLC/DLC HP CBM/JJC FP JSC CP JSC
WELD	42+86	WELD - MAINLINE / XRAY'd LM-95 / JT AHEAD LW134, 10 O.D. x 0.365 W.T., X52, ERW API-5L PSL2 FBE (5.4 CoV.) RP MLC/DLC HP CBM/JJC FP CBM/JJC CP CBM/JJC
WELD	43+28	WELD - MAINLINE / XRAY'd LM-96 / JT AHEAD LW135, 10 O.D. x 0.365 W.T., X52, ERW API-5L PSL2 FBE (5.4 CoV.) RP MLC/DLC HP CBM/JJC FP CBM/JJC CP MLC/DLC
WELD	43+70	WELD - MAINLINE / XRAY'd LM-97 / JT AHEAD LW137, 10 O.D. x 0.365 W.T., X52, ERW API-5L PSL2 FBE (5.5 CoV.) RP MLC/DLC HP CBM/JJC FP PRH CP PRH
WELD	44+12	WELD - MAINLINE / XRAY'd LM-98 / JT AHEAD LW138, 10 O.D. x 0.365 W.T., X52, ERW API-5L PSL2 FBE (5.4 CoV.) RP MLC/DLC HP CBM/JJC FP TMR CP TMR
WELD	44+54	WELD - MAINLINE / XRAY'd LM-99 / JT AHEAD LW139, 10 O.D. x 0.365 W.T., X52, ERW API-5L PSL2 FBE (5.5 CoV.) RP MLC/DLC HP CBM/JJC FP JSC CP JSC
WELD	44+96	WELD - MAINLINE / XRAY'd LM-100 / JT AHEAD LW140, 10 O.D. x 0.365 W.T., X52, ERW API-5L PSL2 FBE (5.2 CoV.) RP MLC/DLC HP CBM/JJC FP PRH CP PRH
WELD	45+38	WELD - MAINLINE / XRAY'd LM-101 / JT AHEAD LW141, 10 O.D. x 0.365 W.T., X52, ERW API-5L PSL2 FBE (5.2 CoV.) RP MLC/DLC HP CBM/JJC FP TMR CP TMR
WELD	45+80	WELD - MAINLINE / XRAY'd LM-102 / JT AHEAD LW142, 10 O.D. x 0.365 W.T., X52, ERW API-5L PSL2 FBE (5.2 CoV.) RP MLC/DLC HP CBM/JJC FP TMR CP TMR
WELD	46+22	WELD - MAINLINE / XRAY'd LM-103 / JT AHEAD LW143, 10 O.D. x 0.365 W.T., X52, ERW API-5L PSL2 FBE (5.2 CoV.) RP MLC/DLC HP CBM/JJC FP PRH CP PRH
WELD	46+64	WELD - MAINLINE / XRAY'd LM-104 / JT AHEAD LW144, 10 O.D. x 0.365 W.T., X52, ERW API-5L PSL2 FBE (5.2 CoV.) RP MLC/DLC HP CBM/JJC FP TMR CP TMR
WELD	47+06	WELD - MAINLINE / XRAY'd LM-105 / JT AHEAD LW145, 10 O.D. x 0.365 W.T., X52, ERW API-5L PSL2 FBE (5.2 CoV.) RP MLC/DLC HP CBM/JJC FP JSC CP JSC
WELD	47+49	WELD - MAINLINE / XRAY'd LM-106 / JT AHEAD LW146, 10 O.D. x 0.365 W.T., X52, ERW API-5L PSL2 FBE (4.9 CoV.) RP MLC/DLC HP CBM/JJC FP PRH CP PRH
WELD	47+91	WELD - MAINLINE / XRAY'd LM-107 / JT AHEAD LW147, 10 O.D. x 0.365 W.T., X52, ERW API-5L PSL2 FBE (4.9 CoV.) RP MLC/DLC HP CBM/JJC FP TMR CP TMR
BEND	48+25	WELD - TIE-IN / XRAY'd LMT14 / JT AHEAD LW87,