



DAKOTA ACCESS, LLC

**Sunoco Pipeline L.P.
Facility Response Plan
Dakota Access Pipeline North Response Zone**

**Dakota Access, LLC
1300 Main Street
Houston, Texas 77002**

**VERSION 1.0
June 2015**

Developed Under the Guidelines:

- 49 CFR Part 194 Subpart B Oil Spill Response Manual Appendix A
- 49 CFR Part 195 402 (e)
- South Dakota Environmental Protection Oil Pipeline Plan Requirements (34A-18).
- American Petroleum Industry (API) RP 1174 - Recommended Practice for Pipeline Emergency Preparedness and Response.
- North Dakota Administrative Code 69-09-03-02

DAPL-ETCO Operations Management, LLC has been retained by Dakota Access, LLC as operator of the Dakota Access Pipeline. Sunoco Pipeline L. P. has been appointed as operator of the Dakota Access Pipeline on behalf of DAPL-ETCO Operations Management, LLC.

TABLE OF CONTENTS

	<u>Page</u>
1.0	INFORMATION SUMMARY 1
1.1	PURPOSE OF PLAN 1
1.2	RESPONSE ZONE INFORMATION SUMMARY 1
	Table 1.1 Response Zone Information Summary 2
	Table 1.2 Description of Line Segments/Stations 3
1.3	OPERATOR CERTIFICATION 5
2.0	NOTIFICATION PROCEDURES 6
2.1	NOTIFICATION OVERVIEW 6
2.2	INFORMATION REQUIRED FOR NOTIFICATION 6
	Table 2.1 Facility Response Team Contact Information 7
	Table 2.2 Local Emergency Response Personnel Contact Info 8
	Table 2.3 Regulatory Agency Contact Information 9
	Table 2.4 Emergency Services Contact Information 12
	Table 2.5 Contractor Contact Information 14
3.0	SPILL DETECTION AND ON-SCENE SPILL MITIGATION PROCEDURES 15
3.1	SPILL DETECTION 15
3.2	SPILL MITIGATION PROCEDURES 18
	Table 3.1 Spill Mitigation Procedures 18
3.3	RESPONSE EQUIPMENT 19
4.0	RESPONSE ACTIVITIES 22
4.1	SPILL RESPONSE ACTION CHECKLIST 23
	Table 4.1 Spill Response Action Checklist 23
4.2	SPILL TRACKING AND SURVEILLANCE 25
	Table 4.2 Spill Tracking and Surveillance 26
4.3	ESTIMATING SPILL VOLUMES 28
	Table 4.3 Oil Thickness Estimation Chart 28
4.4	EMERGENCY RESPONSE PERSONNEL 29
4.5	INCIDENT COMMAND SYSTEM/UNIFIED COMMAND 29
5.0	TRAINING PROCEDURES 30
5.1	EXERCISE REQUIREMENTS AND SCHEDULES 30
5.2	POST INCIDENT REVIEW 30
	Table 5.1 Standard Incident Debriefing Form 32
5.3	TRAINING PROGRAM 33
	Table 5.2 Training Requirements 33

TABLE OF CONTENTS (Continued)

	<u>Page</u>
6.0	WORST CASE DISCHARGE SUMMARY 37
6.1	WORST CASE DISCHARGE SCENARIO 37
6.2	PLANNING VOLUME CALCULATIONS 38
	Table 6.1 PHMSA Percent Reduction Allowed 39
6.3	WORST CASE DISCHARGE VOLUME CALCULATIONS 42
6.4	PRODUCT CHARACTERISTICS AND HAZARDS 42
	Table 6.2 Chemical and Physical Characteristics 42
7.0	RESPONSE ZONE MAPS AND ASSOCIATED REFERENCE MATERIAL 43
7.1	MAP OVERVIEW 43
8.0	RESPONSE PLAN REVIEW AND UPDATE PROCEDURES 44
8.1	FACILITY RESPONSE PLAN REVIEW GUIDELINES 44

APPENDICES

APPENDIX A PHMSA CROSS REFERENCE MATRIX

APPENDIX B NOTIFICATION FORMS AND GUIDELINES
- PHMSA Hazardous Liquids Accident Form
- State of North Dakota General Reporting Guidelines
- State of South Dakota General Reporting Guidelines

APPENDIX C OIL SPILL RESPONSE ORGANIZATION CONTRACTOR
INFORMATION

APPENDIX D INCIDENT COMMAND SYSTEM POSITIONS

APPENDIX E RESPONSE ZONE MAPS

APPENDIX F STANDARD INCIDENT DEBRIEFING FORM

APPENDIX G INCIDENT MANAGEMENT TEAM

1.0 INFORMATION SUMMARY

1.1 Purpose of Plan

The purpose of this Facility Response Plan (FRP) is to provide guidelines to quickly, safely, and effectively respond to a spill from the Dakota Access Pipeline (DAPL) system. The pipeline is owned by Dakota Access, LLC. DAPL-ETCO Operations Management, LLC has been retained by Dakota Access, LLC as operator of the Dakota Access Pipeline. Sunoco Pipeline L. P. has been appointed as operator of the Dakota Access Pipeline on behalf of DAPL-ETCO Operations Management, LLC.

This Plan is intended to satisfy the requirements of the Oil Pollution Act of 1990 (OPA 90), and has been prepared in accordance with the National Oil and Hazardous Substances Pollution Contingency Plan (NCP) and applicable Area Contingency Plans (ACP). Specifically, this Plan is intended to satisfy:

- Pipeline and Hazardous Materials Safety Administration (PHMSA), U.S. Department of Transportation requirements for an OPA 90 plan (49 CFR 194)
- South Dakota Environmental Protection Oil Pipeline Plan Requirements (34A-18).
- American Petroleum Industry (API) RP 1174 - Recommended Practice for Pipeline Emergency Preparedness and Response.
- North Dakota Administrative Code 69-09-03-02

A DOT/PHMSA Cross Reference Matrix is provided in **APPENDIX A**.

1.2 Response Zone Information Summary

The information summary for the DAPL North Response Zone is presented on the following pages:

TABLE 1-1 – DAPL NORTH RESPONSE ZONE INFO. SUMMARY

Owner: Dakota Access, LLC 1300 Main Street Houston, Texas 77002 Phone: (713) 989-2000	Operator: Sunoco Pipeline L.P. Western Area One Fluor Daniel Drive Sugar Land Texas 77478
Product	Crude Oil
Qualified Individuals:	TBD Senior Manager (Office) (Home) (Mobile)
	TBD Manager Pipeline Operation (Office) (Home) (Mobile)
	TBD Supervisor Pipeline Operations-Technical (Office) (Home) (Mobile)
Pipeline Description:	The DAPL pipeline system transports crude oil in North Dakota and South Dakota.
Response Zone:	The Response Zone is the DAPL pipeline system in North and South Dakota. The Response Zone has the potential for “significant and substantial harm” and has the potential for a “worst case discharge”

TABLE 1-2 – DESCRIPTION OF LINE SEGMENTS/STATIONS

Line Sections	Description	Counties/Parishes	Product
	Stanley to Ramberg 12”	Mountrail & Ramberg, ND	Crude Oil
	Ramberg to Epping 20”	Williams, ND	Crude Oil
	Epping to Trenton 20”	Williams (McKenzie Maybe), ND	Crude Oil
	Trenton to Watford City 24”	Williams & McKenzie, ND	Crude Oil
	Watford City to Johnsons Corner 30”	McKenzie, ND	Crude Oil
	Johnsons Corner to Redfield 30”	McKenzie, Dunn, Mercer, Morton & Emmons, ND/ Campbell, McPherson, Edmunds, Faulk, Spink, Beadle, Kingsbury, Miner, Lake, McCook, Minnehaha, Turner, Lincoln, SD	Crude Oil
Stations	Stanley	Mountrail, ND	Crude Oil
	Ramberg	Williams, ND	Crude Oil
	Epping	Williams, ND	Crude Oil
	Trenton	Williams, ND	Crude Oil
	Watford City	McKenzie, ND	Crude Oil
	Johnsons Corner	McKenzie, ND	Crude Oil
	Redfield	Spink, SD	
Alignment Maps Location(s): (Piping, Plan Profiles)	Maintained in the company’s DSS mapping program		
Spill Detection and Mitigation Procedures:	Refer to SECTION 3		
Worst Case Discharge:	75,000 bbls (Tankage at Johnsons Corner)		
Statement of	Basis for Operator’s Determination of Significant and Substantial Harm		

Significant and Substantial Harm:	<ul style="list-style-type: none"> • The pipeline in the Response Zone is greater than 6 5/8 inches and longer than 10 miles • At least one section of pipeline crosses a river, meeting the requirement for location within one mile of an environmentally sensitive area • Therefore, the potential to cause significant and substantial harm is present within the entire Response Zone
Date Plan Prepared:	June 19, 2015

The information contained in this Plan is intended to be used as guidelines for the spill responder. Actual circumstances will vary and will dictate the procedures to be followed, some of which may not be included in this manual.

DRAFT

1.3 Operator Certification

In accordance with section 311 (j) (5) (F) of the Federal Water Pollution Control Act, as amended by Section 4202 of the Oil Pollution Act of 1990, I do hereby certify to the Pipeline and Hazardous Materials Safety Administration of the Department of Transportation that Sunoco Pipeline, L.P. has obtained, through contract or other approved means, the necessary private personnel and equipment to respond, to the maximum extent practicable, to a worst case discharge or a substantial threat of such a discharge.

Furthermore, Sunoco Pipeline, L.P. has reviewed the National Contingency Plan (NCP) and the Canada-United States Joint Inland Pollution Contingency Plans. This response plan is consistent with the NCP and the above mentioned Contingency Plans.

TBD
DISTRICT SUPERVISOR
SUNOCO PIPELINE L.P.

DRAFT

2.0 NOTIFICATION PROCEDURES

2.1 Notification Overview

The Qualified Individual is responsible for initiating and coordinating a response shall be responsible to ensure that all agency notifications are performed. Local government response agencies should be notified first followed by federal and state agencies. Depending on the specifics of the situation, there may be a requirement to perform agency notifications, internal notifications, drug and alcohol testing, Operator Qualification (OQ) suspension of task qualification and written follow-up. In situations where the reporting requirements are not clear or delegation of duties is necessary, HES or DOT Compliance, for jurisdictional pipelines, should be consulted for guidance.

In general, the notification sequence for a release is as follows:

- Station/Operations personnel will identify and control the source of the release (if safe to do so) and will notify the Qualified Individual and Operations Control Center.
- The Qualified Individual will assume the role of Incident Commander (Qualified Individual) and will conduct notifications in general accordance with federal requirements, the States of North Dakota and South Dakota Notification Guidelines. These guidelines, along with additional notification forms/procedures are presented in **APPENDIX B** of this plan.

2.2 Information Required for Notifications

The following information should be available and provided when making initial and follow-up notifications:

Name of pipeline:

Time of discharge:

Location of discharge:

Name of oil involved:

Reason for discharge (e.g., material failure, excavation damage, corrosion):

Estimated volume of oil discharged:

Weather conditions on scene:

Actions taken or planned by persons on scene:

The following tables contain contact information for the facility response team, emergency response personnel, regulatory agencies, and local service providers:

TABLE 2-1 – FACILITY RESPONSE TEAM CONTACT INFORMATION

FACILITY RESPONSE TEAM		
Name/Title	Contact Information	Response Time
TBD Senior Manager Qualified Individual		Varies depending on location of release
TBD Manager Pipeline Operations Qualified Individual		Varies depending on location of release
TBD Supervisor Pipeline Operations-Technical Qualified Individual		Varies depending on location of release

DRAFT

TABLE 2-2 – LOCAL ERP CONTACT INFORMATION

EMERGENCY RESPONSE PERSONNEL CONTACT INFORMATION			
Name/Title	Contact Information	Response Time	Responsibilities During Response Action
TBD Senior Manager Qualified Individual		Varies	Incident Commander
TBD Manager Pipeline Operations Alternate Qualified Individual		Varies	Operations
TBD Supervisor Pipeline Operations Alternate Qualified Individual		Varies	Planning
TBD Field Engineer		Varies	Logistics
TBD Emergency Response Manager Alternate Qualified Individual		Varies	Agency Liaison
TBD Health & Safety Specialist		Varies	Safety
TBD DOT Compliance Coordinator		Varies	DOT Liaison

In the event the local Emergency Response Personnel require assistance in managing an incident, the District Manager will request the assistance of the company’s Incident Management Team (IMT). The IMT consists of nationwide company personnel capable of managing large scale incidents. The IMT members have received position-specific ICS training and drill on an annual basis. The IMT positions are listed in **APPENDIX G**.

TABLE 2-3 – REGULATORY AGENCY CONTACT INFORMATION

REGULATORY AGENCY CONTACT INFORMATION		
Agency	Phone Number	Reporting Requirements
Federal Agencies		
National Response Center (NRC) <i>NRC will contact all other federal agencies including USDOT/PHMSA and EPA</i>	(800)424-8802 or (202) 267-2675	Any spill on water. Telephonic notification is required within 1 hour following the discovery of a release that resulted in any discharge to water
U.S. Department of Transportation/Pipeline Hazardous Materials Safety Administration (PHMSA)	(800)424-8802 or (202) 267-2675	<p>Telephonic Notification At the earliest practicable moment following discovery of a release of the hazardous liquid resulting in an event described above, the operator shall give notice of any failure that:</p> <ul style="list-style-type: none"> • Caused a death or a personal injury requiring hospitalization • Resulted in either a fire or explosion not intentionally set by the operator • Caused estimated property damage, including cost of clean-up and recovery, value of lost product, and damage to the property of the operator or others, or both, exceeding \$50,000 • Resulted in pollution of any stream, river, lake, reservoir, or other similar body of water that violated applicable water quality standards, caused a discoloration of the surface of the water or adjoining shoreline, or deposited a sludge or emulsion beneath the surface of the water or upon adjoining shorelines or • In the judgment of the operator was significant even though it did not meet the criteria of any of the above. <p>Written Reporting A 7000-1 report is required within 30 days after discovery of the accident for each failure in a pipeline system regulated by DOT 195 in which there is a release of the hazardous liquid transported resulting in any of the following:</p>

DRAFT

<p>U.S. Department of Transportation/Pipeline Hazardous Materials Safety Administration (PHMSA) Continued...</p>		<ul style="list-style-type: none"> • Explosion or fire not intentionally set by the operator • Release of 5 gallons or more of hazardous liquid except that no report is required for a release of less than 5 barrels resulting from a pipeline maintenance activity if the release is: <ul style="list-style-type: none"> • Not otherwise reportable under this section • Not on water • Confined to company property or pipeline right-of-way and • Cleaned up promptly • Death of any person • Personal injury necessitating hospitalization • Estimated property damage, including cost of clean-up and recovery, value of lost product, and damage to the property of the operator or others, or both, exceeding \$50,000. • A supplemental report shall be filed within 30 days of receiving any changes in the information reported or additions to the original DOT 7000-1 report.
<p>State Agencies</p>		
<p>North Dakota</p>		
<p>North Dakota Department of Environment Health</p> <p>State Emergency Response Committee</p> <p>Counties: Mountrail, Williams, McKenzie, Dunn, Mercer, Morton, Emmons</p>	<p>(701) 328-5210 1-800-472-2121 (24 hour hotline)</p> <p>(701)-328-8100</p>	<p>Any spill or discharge of liquid or solid waste which may cause pollution of waters of the state must be reported immediately. The owner, operator, or person responsible for a spill or discharge must notify the department or the North Dakota hazardous materials emergency assistance and spill reporting number as soon as possible and provide all relevant information about the spill.</p>

State Agencies Continued

South Dakota

South Dakota Department of Environment and Natural Resources (DENR)	Main Line 1-605-773-3296 After Hours 1- 605-773-3231	A release or spill of a regulated substance must be reported to DENR immediately if the release or spill threatens the waters of the state, causes an immediate danger to human health or safety, exceeds 25 gallons, causes a sheen on surface waters, contains any substance that exceeds the ground water quality standards of ARSD chapter 74: 54: 01, contains any substance that exceeds the surface water quality standards of ARSD chapter 74: 54: 01, harms or threatens to harm wildlife or aquatic life, or contains crude oil in field activities under SDCL chapter 45-9 is greater than 1 barrel.
State Emergency Response Committee	Main Line 800-433-2288	
Counties: Campbell, McPherson, Edmunds, Faulk, Spink, Beadle, Kingsbury, Miner, Lake, McCook, Minnehaha, Turner, Lincoln	After Hours 605-773-3231	

DRAFT

TABLE 2-4 – EMERGENCY SERVICES CONTACT INFORMATION

EMERGENCY SERVICES BY COUNTY/PARISH	
Organization	Phone Number
North Dakota	
Mountrail County, ND Sheriff Fire LEPC (Emergency Manager)	(701) 628-2975 (701) 862-3151 (701) 628-2909
Williams County, ND Sheriff Fire LEPC (Emergency Manager)	(701) 577-7700 (701) 572-2196 (701) 570-6845
McKenzie County, ND Sheriff Fire LEPC (Emergency Manager)	(701) 444-3654 (701) 444-3516 (701) 444-6853
Dunn County, ND Sheriff Fire LEPC (Emergency Manager)	(701) 573-4449 (701) 764-5006 (701) 573-4343
Mercer County, ND Sheriff Fire LEPC (Emergency Manager)	(701) 745-3333 (701) 447-2436 (701) 983-4408
Morton County, ND Sheriff Fire LEPC (Emergency Manager)	(701) 667-3330 (701) 667-3288 (701) 667-3307
Emmons County, ND Sheriff Fire LEPC (Emergency Manager)	(701) 254-4411 (701) 422-3377 (701) 254-4807
South Dakota	
Campbell County, SD Sheriff Fire LEPC (Emergency Manager)	(605) 955-3355 (605) 955-3598 (605) 955-3598
McPherson County, SD Sheriff Fire LEPC (Emergency Manager)	(605) 439-3400 (605) 439-3626 (605) 439-3667
Edmunds County, SD Sheriff Fire LEPC (Emergency Manager)	(605) 426-6002 (605) 283-2655 (605) 287-4394
Faulk County, SD Sheriff Fire LEPC (Emergency Manager)	(605) 598-6229 (605) 324-3475 (605) 598-6229
Spink County, SD Sheriff Fire LEPC (Emergency Manager)	(605) 472-4595 (605) 472-1907 (605) 472-4591

EMERGENCY SERVICES BY COUNTY/PARISH	
Organization	Phone Number
Beadle County, SD Sheriff Fire LEPC (Emergency Manager)	(605) 353-8424 (605) 353-8520 (605) 353-8421
Kingsbury County, SD Sheriff Fire LEPC (Emergency Manager)	(605) 854-3339 (605) 690-9977 (605) 854- 3711
Miner County, SD Sheriff Fire LEPC (Emergency Manager)	(605) 772-4671 (605) 772-5759 (605)772-4533
Lake County, SD Sheriff Fire LEPC (Emergency Manager)	(605) 256-7615 (605) 256-7523 (605)256-7611
McCook County, SD Sheriff Fire LEPC (Emergency Manager)	(605) 425-2761 (605) 363-3100 (605) 421-1302
Minnehaha County, SD Sheriff Fire LEPC (Emergency Manager)	(605) 367-4300 (605) 367-8092 (605) 367-4290
Turner County, SD Sheriff Fire LEPC (Emergency Manager)	(605) 297-3225 (605) 648-2937 (605) 661-5900
Lincoln County, SD Sheriff Fire LEPC (Emergency Manager)	(605) 764-5651 (605) 764-5126 (605) 321- 0220

DRAFT

TABLE 2-5 - CONTRACTOR CONTACT INFORMATION

CONTRACTOR INFORMATION	
Organization	Phone Number
USCG Classified OSRO's	
National Response Corporation (Umbrella Network; Numerous contractors throughout the response area.)	(800) 899-4672
Clean-Up Contractors	
Safety-Kleen Bismarck, ND	(701) 222-8262
Hydro-Klean Sioux Falls, SD	(605) 988-0500
Seneca Companies South Sioux City, NE	(402) 494-7941 (800) 369-5500
Excavation Services	
Jones Contractors, Inc. Epping, ND	(731) 989-0545 (731) 426-2764
B&B Contactors Aberdeen, SD	(605) 725-1468 (605) 228-3200
Wildlife Rehabilitation	
International Bird Rescue, Berkeley, CA Research Center, Galveston	(510) 841-9086 (409) 740-4728 (888) 447-1743
Wildlife Center of Texas Sharon Schmaltz	(713) 861-9453 Office (281) 731-8826 Mobile (713) 279-1417 Pager
Tri-State Bird Rescue Research Center, Newark, DE	(302) 737-7241 (800) 710-0695

3.0 SPILL DETECTION AND ON-SCENE SPILL MITIGATION PROCEDURES

3.1 Spill Detection

Detection of a discharge from a pipeline system may occur in a number of ways including:

- Detection by the pipeline controllers
- Visual detection by Company field personnel or pipeline patrols
- Visual detection by the public

The pipeline system is controlled and monitored continuously by a SCADA system located in Sugar Land, Texas. This system provides the pipeline controllers oversight through real-time access to pertinent information regarding oil movements, pressures, temperature and equipment status and control. The SCADA system allows for remote operation of key equipment including pump stations and isolation valves.

Automated Detection

The pipelines are equipped with pressure and flow monitors, which exercise local control and transmit data to the control center. These systems are set to alarm or shut down on preset deviations of pressure flow. In case of an alarm, control center personnel will take the appropriate actions in accordance with standard operating procedures. A summary of the operating procedures is provided below.

Trained personnel in the control center will monitor the SCADA system for the following parameters:

- Flow rates
- Pressure
- Valve positions

AVAILABILITY - ALL LINES

Operating Procedures for the Automated System

- **SCADA System 6-Second Data Access**
The control center personnel monitor and control pipeline operations with the SCADA system in the Pipeline Control Center. The ultimate decision on leak detection lies with the Pipeline Control Center.

AVAILABILITY - ALL LINES

- **Communication Flexibility/Redundancy**

The Company's SCADA system acquires data via a satellite network. Satellite communications allow large volumes of data to be transmitted both to and from all field locations very rapidly. Network configuration and transmission protocols provide the flexibility to establish guaranteed delivery transmissions as required. Communication system redundancy provides accurate and reliable data to pipeline operators.

AVAILABILITY - ALL LINES

- **Parameter Alarms**

A parameter alarm is a data value limit (high or low) which can be set by the Pipeline Control operator to alert upset conditions regardless of whether the Operator is actively monitoring the data point in question. Operators are required to establish parameter alarm settings on mainline pressures and flow rates for all operating line segments. In combination with ten-second data acquisition rates, parameter alarms provide near instantaneous notification of potential upset conditions on all operation mainlines.

AVAILABILITY - ALL LINES

- **Trending**

The SCADA system includes a trending facility which graphically displays pressures, temperature, and flow rate data for each mainline pump and oil receiving location on the system. This system can provide valuable insight into operations history and can help the operator proactively address potential upset conditions.

AVAILABILITY - ALL LINES

- **Tank Gauging with Parameter Alarms**

Tank gauge data is available to Pipeline Control for use by pipeline operators. Company systems are gauged automatically by the SCADA computer and the data is made available to the operator on demand. Parameter alarms (see above) are also available for tank levels, to ensure no potential tank discharge.

AVAILABILITY - ALL LINES

- **Training**

All operators are compliant with DOT 195 Operator Qualification Requirements.

Visual Detection by Company Personnel

Aerial patrol flights will be made 26 times a year not to exceed 21 days apart. If unable to fly, area personnel will walk or drive the right-of-way. The intent of the patrol is to observe the area directly over the pipeline right-of-way for leaks, exposed pipes, washes, missing markers, and other unusual conditions. Construction on either side of the pipeline right-of-way is also monitored. Discharges to the land or surface waters may also be detected by Company personnel during regular operations and inspections. Should a leak be detected, the appropriate actions are taken including but not limited to:

- Notifications as per **SECTION 2**
- A preliminary assessment of the incident area
- **If appropriate, initiate initial response actions per SECTION 4**

TABLE 4-1 provides a checklist for initial response actions.

Visual Detection by the Public

Right-of-way marker signs are installed and maintained at road crossing and other noticeable points and provide an Operations Control 24-hour number for reporting emergency situations. The Company also participates in the “call before you dig” or “One Call” utility notification services which can be contacted to report a leak and determine the owner/operator of the pipeline. If the notification is made to a local office or pump station, the Company representative receiving the call will generally implement the following actions:

- Notify the Pipeline Control and region/designated office
- Dispatch Company field personnel to the site to confirm discharge and conduct preliminary assessment
- Notify their immediate area supervisor and provide assessment results
- Follow the Procedure for Investigating Incoming Call Reports of Potential Pipeline Releases

Pipeline Shutdown

If any of these situations are outside the expected values, abnormal conditions are considered to exist. If abnormal conditions exist, Pipeline Control will take the appropriate actions to ensure that a release does not occur. If a discharge has occurred, Pipeline Control will take actions to limit the magnitude. In either case, appropriate actions taken by Company personnel could include, but are not limited to:

- Shut down affected line segment if there is an indication of a leak
- Isolate line segment
- Depressurize line
- Start internal and external notifications
- Mobilize additional personnel as required

3.2 Spill Mitigation Procedures

Each spill mitigation situation is unique and must be treated according to the circumstance present. In every situation, however, **personnel safety must be assessed as the first priority**. The potential for ignition and/or toxic exposure must be promptly evaluated. An example of Spill mitigation procedures is presented below:

TABLE 3-1 – SPILL MITIGATION PROCEDURES

TYPE	MITIGATION PROCEDURE
Failure of Transfer Equipment	<ol style="list-style-type: none"> 1. Personnel and public safety are the first priority. Evacuate nonessential personnel or personnel at high risk. 2. Terminate transfer operations and close block valves. 3. Drain product into containment areas if possible. 4. Eliminate sources of vapor cloud ignition by shutting down all engines and motors.
Tank Overfill/Failure	<ol style="list-style-type: none"> 1. Personnel and public safety are the first priority. Evacuate nonessential personnel or personnel at high risk. 2. Shut down or divert source of incoming flow to tank. 3. Transfer fluid to another tank with adequate storage capacity (if possible). 4. Shut down source of vapor cloud ignition by shutting down all engines and motors. 5. Ensure that dike discharge valves are closed. 6. Monitor diked containment area for leaks and potential capacity limitations. 7. Begin transferring spilled product to another tank as soon as possible
Piping Rupture/Leak (under pressure and no pressure)	<ol style="list-style-type: none"> 1. Personnel and public safety are the first priority. Evacuate nonessential personnel or personnel at high risk. 2. Shut down pumps. Close the closest block valves on each side of the rupture. 3. Drain the line back into contained areas (if possible). Alert nearby personnel of potential safety hazards. 4. Shut down source of vapor cloud ignition by shutting down all engines and motors. 5. If piping is leaking and under pressure, then relieve pressure by draining into a containment area or back to a tank (if possible). Then repair line according to established procedures.

TYPE	MITIGATION PROCEDURE
Fire/Explosion	<ol style="list-style-type: none"> 1. Personnel and public safety are the first priority Evacuate nonessential personnel or personnel at risk of injury. 2. Notify local fire and police departments. 3. Attempt to extinguish fire if it is in incipient (early) stage and if it can be done safely. 4. Shut down transfer or pumping operation. Attempt to divert or stop flow of product to the hazardous area (if it can be done safely). 5. Eliminate sources of vapor cloud ignition shutting down all engines and motors. 6. Control fire before taking steps to contain spill.
Manifold Failure	<ol style="list-style-type: none"> 1. Personnel and public safety are the first priority. Evacuate nonessential personnel or personnel at high risk. 2. Terminate transfer operations immediately. 3. Isolate the damaged area by closing block valves on both sides of the leak/rupture. 4. Shut down source of vapor cloud ignition by shutting down all engines and motors. 5. Drain fluids back into containment areas (if possible).

3.3 Response Equipment

Emergency equipment is available to allow personnel to respond safely and quickly to emergency situations. Fire extinguishers are located throughout the facility and meet National Fire Prevention Association (NFPA) and OSHA standards. The majority of the response equipment will be supplied by the OSRO(s) listed in **TABLE 2-5**. This equipment is maintained regularly and inspected on a monthly basis. OSRO resources and response times are verified periodically.

Response equipment is mobilized and deployed by the Maintenance Station Foreman or District Supervisor or their designee. The following is a description of company owned response equipment and the respective staging locations:

Watford City Station in North Dakota:

- 4 totes of firefighting foam
- 1 radio repeater and 12 radio's
- 1 response tent/command post
- 20 portable 4 gas monitors

Redfield Pump Station located in South Dakota:

- 1,000 feet of 10" skirt containment boom
- 1,000 feet of 5" sorbent boom
- Enclosed 18' response trailer
- Boom accessories (rope, anchors & buoy's)
- 18' response boat with motor (slow water boom deployment)
- 1 radio repeater and 12 radio's
- 1 response tent/command post
- 14 portable 4 gas monitors

Sioux Falls Field Office located in South Dakota:

- 1,000 feet of 10" skirt containment boom
- 1,000 feet of 5" sorbent boom
- Boom accessories (rope, anchors & buoy's)
- 18' response boat with motor (slow water boom deployment)
- 2 portable 4 gas monitors

Sunoco Pipeline, L.P. inspects and exercises company-owned equipment in accordance with the National Preparedness for Response Exercise Program (PREP) guidelines.

Sunoco Pipeline, L.P. requires an annual certification from each OSRO to assure compliance with the National Preparedness for Response Exercise Program (PREP) guidelines.

Each listed OSRO has their own response equipment, a minimum of 1,000 feet of containment boom, absorbents, boats, and vacuum trucks. Lists of the OSRO's equipment resources may be found in their services contract. OSRO response equipment is inspected and refurbished after each use. The primary OSRO's equipment is inspected, minimally, on a bi-monthly basis. Sunoco Pipeline, L.P. has contractually secured personnel and equipment necessary to respond, to the maximum extent practicable, to a worst case discharge or a substantial threat of such discharge in this response zone.

An equipment list and list of trained personnel necessary to continue operation of the equipment and staff the oil spill removal organization for the first 7 days of a response for each of the OSRO contractors listed in **TABLE 2-5** is provided in **APPENDIX C**.

In addition to the company owned response equipment listed above, the following response equipment has been donated to the Three Affiliated Tribes located at Buffalo Ranch North Dakota:

- 1,000 feet of 10" skirt containment boom
- 1,000 feet of 5" sorbent boom
- Enclosed 18' response trailer
- Boom accessories (rope, anchors & buoy's)
- 18' response boat with motor (slow water boom deployment)
- 1 radio repeater and 12 radio's
- 1 response tent/command post
- 14 portable 4 gas monitors

Sunoco Pipeline L.P. is not responsible for maintaining or inspecting the equipment donated to the Three Affiliated Tribes.

DRAFT

4.0 RESPONSE ACTIVITIES

Sunoco Pipeline, L.P. personnel will work in unison, following Incident Command protocols, to cooperate with and assist Fire, Police and other first responders with:

- Halting or redirecting traffic on roads and railroads in the affected area as appropriate.
- Assessing the extent and coverage of a potential vapor cloud, using the current DOT Emergency Response Guidebook to determine safe approach distances.
- Sunoco Pipeline, L.P. and Emergency Response Personnel will establish hot, warm and cold zones for emergency response operations following Incident Command protocols
- Gas meter equipment as specified below will be used to establish emergency responders' approach distances and hot / warm / cold zones.

In the event of a failure of a pipeline, the Sunoco Pipeline, L.P. will employ instrumentation (appropriate for the product contained in the pipeline at the time of failure) to access and determine the extent and coverage of a potential vapor cloud, if present.

The instrumentation used in the determination will have the following capabilities:

Petroleum Products

- Combustible gas meter with 0-100% read out. Alarm calibrated to sound at 10% of LEL.
- Ability to quantify the following gases: O₂, H₂S, LEL and CO
- Industrial Scientific MX6, MSA Altair 5X or equivalent gas meter

4.1 Spill Response Actions. In the event of a spill, actions will be taken to protect personnel and public safety, as well as the environment. The checklist provided below is an example of some of the activities conducted during a spill. Table 4-1 is an example of a Spill Response Checklist.

TABLE 4-1 – SPILL RESPONSE ACTION CHECKLIST

RESPONSE ACTION	PERSONNEL TAKING ACTION	DATE/TIME ACTION TAKEN
DOCUMENT ALL ACTIONS TAKEN		
First Person to Discover Spill		
Immediately notify Qualified Individual and Operations Control Center or posted emergency contacts. Take appropriate action to protect life and ensure safety of personnel.		
Immediately shut down terminal operations (if applicable). If applicable, remotely controlled motor operated valves will be closed by the Operations Center as soon as a leak is detected. It may not be best to immediately close valves due to line drain or line depressurization.		
Secure the scene. Isolate the area and assure the safety of people and the environment. Keep people away from the scene and outside the safety perimeter.		
Advise personnel in the area of any potential threat and/or initiate evacuation procedures.		
Qualified Individual		
Assume role of Incident Commander until relieved.		
Conduct preliminary assessment of health and safety hazards.		
Request medical assistance if an injury has occurred.		
Evacuate nonessential personnel, notify emergency response agencies to provide security, and evacuate surrounding area (if necessary).		
Make appropriate regulatory notifications. <ul style="list-style-type: none"> • National Response Center • Appropriate State Agency (See List of Federal, State, & Local agencies along with notification procedures in TABLES 2-3 and 2-4)		
Call out spill response contractors (See List in TABLE 2-5)		
Atmospheric conditions in the release area should be monitored using a four gas meter – ensuring oxygen, H ₂ S, carbon dioxide and lower explosive limit (LEL) are all at safe levels. Atmospheric monitoring should continue throughout the response activities. These activities should be consistent with Sunoco Pipeline L.P. Health & Safety policy.		

RESPONSE ACTION	PERSONNEL TAKING ACTION	DATE/TIME ACTION TAKEN
Qualified Individual (Continued)		
If safe to do so, direct facility responders to shut down and control the source of the spill. Be aware of potential hazards associated with product and ensure that flammable vapor concentrations are within safe atmosphere before sending personnel into the spill area.		
If safe to do so, direct facility responders to shut down potential ignition sources in the vicinity of the spill, including motors, electrical pumps, electrical power, etc. Keep drivers away from truck rack if spill occurs there.		
If safe to do so, direct facility responders to stabilize and contain the situation. This may include berming or deployment of containment and/or sorbent boom.		
For low flash oil (<100°F), consider applying foam over the oil, using water spray to reduce vapors, grounding all equipment handling the oil, and using non-sparking tools.		
If there is a potential to impact shorelines, consider lining shoreline with sorbent or diversion boom to reduce impact.		
Notify Local Emergency Responders. Obtain the information necessary to complete the Accident Report - Hazardous Liquid Pipeline Systems (APPENDIX B) and phone this information to the Emergency Response Manager.		
On-Scene Coordinator		
Activate all or a portion of local ERP (as necessary). Liaison Officer will maintain contact with notified regulatory agencies.		
Ensure the local ERP has mobilized spill response contractors (if necessary). It is much better to demobilize equipment and personnel if not needed than to delay contacting them if they are needed.		
Document all response actions taken, including notifications, agency/media meetings, equipment and personnel mobilization and deployment, and area impacted.		
Water Based Spills: Initiate spill tracking and surveillance operations utilizing information in SECTION 4.2 . Determine extent of pollution via surveillance aircraft or vehicle. Estimate volume of spill utilizing information in SECTION 4.3 . Send photographer /videographer if safe.		
Land Based Spills: Initiate spill tracking and surveillance if applicable.		
SECONDARY RESPONSE ACTIONS (Refer to ICS job descriptions in APPENDIX D)		

4.2 Spill Tracking and Surveillance

The following guidelines should be utilized when tracking a spill and/or conducting spill surveillance:

- Surveillance of an oil spill should begin as soon as possible following discovery to enable response personnel to assess spill size, movement, and potential impact locations;
- Dispatch observers to crossings downstream or down gradient to determine the spill's maximum reach;
- Clouds, shadows, sediment, floating organic matter, submerged sand banks or wind-induced patterns on the water may resemble an oil slick if viewed from a distance;
- Sorbent pads may be used to detect oil or water;
- Use surface vessels to confirm the presence of any suspected oil slicks (if safe to do so); consider directing the vessels and photographing the vessels from the air, the latter to show their position and size relative to the slick;
- It is difficult to adequately observe oil on the water surface from a boat, dock, or shoreline;
- Spill surveillance is best accomplished through the use of helicopters or small planes; helicopters are preferred due to their superior visibility and maneuverability;
- If fixed-wing planes are to be used, high-wing types provide better visibility than low-wing types;
- All observations should be documented in writing and with photographs and/or videotapes;
- Describe the approximate dimensions of the oil slick based on available reference points (i.e. vessel, shoreline features, facilities); use the aircraft or vessel to traverse the length and width of the slick while timing each pass; calculate the approximate size and area of the slick by multiplying speed and time;
- Record aerial observations on detailed maps, such as topographic maps
- In the event of reduced visibility, such as dense fog or cloud cover, boats may have to be used to patrol the area and document the location and movements of the spill; however, this method may not be safe if the spill involves a highly flammable product;
- Surveillance is also required during spill response operations to gauge the effectiveness of response operations; to assist in locating skimmers; and to assess the spill's size, movement, and impact.

An example of a spill surveillance checklist is presented on **TABLE 4-2**.

TABLE 4-2 – SPILL SURVEILLANCE CHECKLIST

SPILL SURVEILLANCE CHECKLIST	
General Information	
Date:	Tidal or river stage (flood, ebb, slack, low water):
Time:	On-Scene Weather Conditions:
Incident Name:	Platform (helicopter, fixed-wing aircraft, boat, shore):
Observers Name:	Flight path/trackline:
Observers' Affiliation:	Altitude where observation taken:
Location of Source:	Areas not observed (i.e. foggy locations, restricted air spaces, shallow water areas):
Oil Observations	
Slick location(s):	Color and appearance (i.e. rainbow, dull or silver sheen, black or brown in color or mousse):
Slick dimensions:	Percent coverage:
Orientation of slick(s):	Is oil recoverable (Y/N)?:
Distribution of oil (i.e. windrows, streamers, pancakes or patches):	
Considerations	
<ul style="list-style-type: none"> • During surveillance, go beyond known impacted areas to check for additional oil spill sites • Include the name and phone number of the person making the observations • Clearly describe the locations where oil is observed and the areas where no oil has been seen 	
Other Observations	

SPILL SURVEILLANCE CHECKLIST
Response Operations
Equipment deployment locations:
Boom deployment locations:
Environmental Operations
Locations of convergence lines, terrain, and sediment plumes:
Locations of debris and other features that could be mistaken for oil:
Wildlife present in area (locations and approximate numbers):
Spill Sketch (Use Additional Pages if Needed)
DRAFT

4.3 Estimating Spill Volumes

Early in a spill response, estimation of spill volume is required in order to:

- Report to agencies
- Determine liquid recovery requirements
- Determine personnel and equipment requirements
- Estimate disposal and interim storage requirements

Some rapid methods to estimate spill size are:

- Transfer operations: Multiply the pumping rate by the elapsed time that the leak was in progress, plus the drainage volume of the line between the two closest valves or isolation points (volume loss = pump rate [bbls/min] x elapsed time [min] + line contents [bbl])
- Tank overfills: Elapsed time multiplied by the pumping rate
- Visual assessment of the surface area and thickness (**TABLE 4-3**); **this method may yield unreliable results because:**
 - Interpretation of sheen color varies with different observers
 - Appearance of a slick varies depending upon amount of available sunlight, sea-state, and viewing angle
 - Different products may behave differently, depending upon their properties

TABLE 4-3 - OIL THICKNESS ESTIMATION CHART

OIL THICKNESS ESTIMATIONS				
STANDARD FORM	Approx. Film Thickness		Approx. Quantity of Oil in Film	
	Inches	Millimeters	gallons/mile ²	liters/km ²
Barely Visible	0.0000015	0.00004	25	44
Silvery	0.000003	0.00008	50	88
Slightly Colored	0.000006	0.00015	100	179
Brightly Colored	0.000012	0.0003	200	351
Dull	0.00004	0.001	666	1,167
Dark	0.00008	0.002	1,332	2,237
Thickness of light oils: 0.0010 inches to 0.00010 inches				
Thickness of heavy oils: 0.10 inches to 0.010 inches				

4.4 Emergency Response Personnel

The local Emergency Response Personnel (ERP) has been created and organized to plan for and manage emergencies. The local ERP is composed of Company personnel from offices within the Area. Additional personnel from outlying offices may be used (if needed). The local ERP will develop strategies and priorities for a response, then will supervise contractors, handle safety and security matters, and will provide logistical support for contractor personnel. The local ERP will handle all communications with the media and the public. Job descriptions for each local ERP member are provided in **APPENDIX D**. The local ERP will train by participating in exercises as noted in **SECTION 6**.

Activation of the local ERP may be accomplished in stages. Initially, the First Responder assumes the role of Incident Commander (IC). During a spill incident, the initial IC may be able to respond without assistance from the local ERP. If the situation requires more resources, he may request additional personnel or management support from the local ERP. This request is made to the Qualified Individual (QI). Depending on the situation, the QI may then assume the role of Incident Commander. The QI would then call out the other local ERP members.

In the event the local Emergency Response Personnel require assistance in managing an incident, the District Manager will request the assistance of the company's Incident Management Team (IMT). The IMT consists of nationwide company personnel capable of managing large scale incidents. The IMT members have received position-specific ICS training and drill on an annual basis. The IMT positions are listed in **APPENDIX G**.

4.5 Incident Command System/Unified Command

The Incident Command System (ICS) will be used by the local ERP for spill response. The ICS position descriptions are defined in **APPENDIX D** and can be expanded or contracted as necessary.

The Unified Command System (UCS) is the accepted method of organizing key spill management entities within the Incident Command System. The primary entities include:

- Federal On-Scene Coordinator (FOSC)
- State On-Scene Coordinator (SOSC)
- Company Incident Commander

These three people share decision-making authority within the Incident Command System and are each responsible for coordinating other federal, state, and company personnel to form an effective integrated emergency management team. Refer to **APPENDIX D** for detailed description of the ICS roles and responsibilities as well as organizational interfaces with external parties.

5.0 TRAINING PROCEDURES

5.1 Exercise Requirements and Schedules

The Company participates in the National Preparedness for Response Exercise Program (PREP) in order to satisfy the exercise requirements of PHMSA and EPA. Emergency responders, regulatory agencies and other stake holders are routinely invited to observe or participate in table top and equipment deployment drills.

The District Supervisor is responsible for the following aspects:

- Scheduling
- Maintaining records
- Implementing
- Evaluation of the Company's training and exercise program
- Post-drill evaluation improvements

5.2 Post Incident Review

In the case of the following spills from a 49 CFR Part 195 regulated pipeline, a Standard Incident Debriefing Form as noted in **TABLE 5-1** will be completed:

- Any spill resulting in an explosion or fire
- Any spill resulting in the death of any person
- Any spill resulting in an injury requiring inpatient hospitalization
- Any spill impacting a lake, reservoir, stream, river or similar body of water
- Any spill resulting in more than \$50,000.00 in damage including the cost of damage to facilities, spill cleanup, emergency response, value of lost product and damage to property

In the case of spills from other facilities a Standard Incident Debriefing Form as noted in **TABLE 5-1** will be completed on an as determined basis which will be dictated by individual circumstances.

Pertinent facility personnel involved in the incident shall be debriefed (by the Company) within the calendar quarter after termination of operations. A Standard Incident Debriefing Form is provided in **TABLE 5-1**. The primary purpose of the post-incident review is to identify actual or potential deficiencies in the Plan and determine the changes required to correct the efficiencies.

The post-incident review is also intended to identify which response procedures, equipment, and techniques were effective and which were not and the reason(s) why. This type of information is very helpful in the development of a functional Plan by eliminating or modifying those response procedures that are less effective and emphasizing those that are highly effective. This process should also be used for evaluating training drills or exercises. Key agency personnel that were involved in the response may be invited to attend the post-incident review. A copy of the Incident debriefing form may be sent to agency personnel who were invited to the drill, but were unable to attend.

DRAFT

TABLE 5-1 – STANDARD INCIDENT DEBRIEFING FORM

See Appendix F - Standard Incident Debriefing Form

DRAFT

5.3 Training Program

A Health, Environment and Safety Training Program has been developed to include a detailed discussion of training required for personnel, regulations covered by the training, frequency of the specific training, method of training (i.e. computer based, classroom, live training by demonstration, etc.) and training duration.

Training requirements are presented in Table 5-2, below:

TABLE 5-2 – TRAINING REQUIREMENTS

Training Type	Training Characteristics
Training in Use of Oil Spill Plan	<ul style="list-style-type: none"> • All field personnel will be trained to properly report/monitor spills • Plan will be reviewed annually with all employees and contract personnel • A record of Personnel Response Training will be maintained.
OSHA Training Requirements (HAZWOPER)	<ul style="list-style-type: none"> • All Company responders designated in Plan must have 24 hours of initial spill response training: <ul style="list-style-type: none"> • Laborers having potential for minimal exposure must have 24 hours of initial oil spill response instruction and 8 hours of actual field experience • Spill responders having potential exposure to hazardous substances at levels exceeding permissible exposure limits must have 40 hours of initial training offsite and 24 hours of actual field experience • On-site management/supervisors required to receive same training as equipment operators/general laborers plus 8 hours of specialized hazardous waste management training • Managers/employees require 8 hours of annual refresher training
Spill Management Team Personnel Training	<ul style="list-style-type: none"> • Will follow company policies.
Training for Casual Laborers or Volunteers	<ul style="list-style-type: none"> • Company will not use casual laborers/volunteers for operations requiring HAZWOPER training.
Hydrogen Sulfide (H ₂ S) Monitoring and Procedures	<ul style="list-style-type: none"> • Will follow company Health, Environment, and Safety Training Program and Respiratory Protection Program.
Wildlife	<ul style="list-style-type: none"> • Only trained personnel approved by USFWS and appropriate state agency will be used to treat oiled wildlife

DRAFT

Training Type	Training Characteristics
Training Documentation and Record Maintenance	<ul style="list-style-type: none"> • Training activity records will be retained five years for all personnel following completion of training • Company will retain training records indefinitely for individuals assigned specific duties in Plan • Training records will be retained.
Emergency Response Training	<p>The Company has established and conducts a continuing training program to instruct emergency response personnel to:</p> <ul style="list-style-type: none"> • Carry out emergency procedures established under 195.402 that relate to their assignments; • Know the characteristics and hazards of the hazardous liquids or carbon dioxide transported, including, in case of flammable HVL, flammability of mixtures with air, odorless vapors, and water reactions; • Recognize conditions that are likely to cause emergencies, predict the consequences of facility malfunctions or failures and hazardous liquids or carbon dioxide spills, and take appropriate corrective action; • Take steps necessary to control any accidental release of hazardous liquid or carbon dioxide and to minimize the potential for fire, explosion, toxicity, or environmental damage; and • Learn the proper use of fire-fighting procedures and equipment, fire suits, and breathing apparatus by utilizing, where feasible, a simulated pipeline emergency condition. <p>At intervals not exceeding 15 months, but at least once each calendar year, the Company shall:</p> <ul style="list-style-type: none"> • Review with personnel their performance in meeting the objectives of the emergency response training program set forth in 195.403(a), and • Make appropriate changes to the emergency response training program as necessary to ensure that it is effective. <p>The Company requires and verifies that its supervisors maintain a thorough knowledge of that portion of the emergency response procedures established under 195.402 for which they are responsible to ensure compliance.</p>

DRAFT

Training Type	Training Characteristics
<p>Minimum requirements for operator qualification of individuals performing covered tasks on a pipeline facility</p>	<p>The Company has a written qualification program that includes provisions to:</p> <ul style="list-style-type: none"> • Identify covered tasks; • Ensure through evaluation that individuals performing covered tasks are qualified; • Allow individuals that are not qualified pursuant to 49 CFR 195 Subpart G to perform a covered task if directed and observed by an individual that is qualified; • Evaluate an individual if the operator has reason to believe that the individual's performance of a covered task contributed to an accident as defined in Part 195; • Evaluate an individual if the operator has reason to believe that the individual is no longer qualified to perform a covered task; • Communicate changes that affect covered tasks to individuals performing these covered tasks; and • Identify those covered tasks and the intervals at which evaluation of the individual's qualifications is needed. <p>RECORDS</p> <p>Each operator shall maintain records that demonstrate compliance with 49 CFR Part 195, Subpart G. Qualification records shall include:</p> <ul style="list-style-type: none"> • Identification of qualified individuals • Identification of covered tasks the individual is qualified to perform • Date(s) of current qualification <p>Records supporting an individual's current qualification shall be maintained while the individual is performing the covered task. Records of prior qualification and records of individuals no longer performing covered tasks shall be retained for a period of five years.</p>
Breathing	<ul style="list-style-type: none"> • HES Respiratory Protection Training
Exposure	<p>Personal Protective Equipment</p> <ul style="list-style-type: none"> • HES Personal Protective Equipment • Emergency Response Guidebook: Purpose and Uses • Hazard Communication - Generic Compliance Wire (CW) course • HES HAZCOM (face -2-face)

DRAFT

Training Type	Training Characteristics
MX6 Instrument	<ul style="list-style-type: none"> • HES MX6 Gas Meter User Training • HES Operation and Maintenance of Monitoring Equipment
Fit-Testing	<ul style="list-style-type: none"> • HES Respirator Fit-Testing
<p>HES Emergency Response Plan Review (FRC, State Plan) This is face-2-face area specific training.</p>	<p>HAZWOPER Awareness - Generic CW course</p> <ul style="list-style-type: none"> • Emergency Response Guidebook: Purpose and Uses • Hazard Communication - Generic CW course • HES HAZCOM (face -2-face) • PREP Emergency Response Plan Review
<p>Incident Command System (ICS) National Incident Management System (NIMS)</p>	<p>Computer Based Training:</p> <ul style="list-style-type: none"> • ICS 100 • ICS 200 • ICS 700 • ICS 800

DRAFT

6.0 WORST CASE DISCHARGE SUMMARY

6.1 Worst Case Discharge Scenario

The equipment and personnel to respond to a spill are available from several sources and are provided with the equipment and contractors in **TABLE 2-5**. The following sections are discussions of these scenarios.

Worst case discharge calculations are provided in **SECTION 6.3**.

Upon discovery of a spill, the following procedures would be followed:

1. The First Responder would notify the Area Supervisor/Manager of Operations and Operations Control Center and notifications would be initiated in accordance with **SECTION 2.0**. The First Responder would advise the Area Supervisor/Manager of Operations with any concerns of public safety.
2. The Area Supervisor/Manager of Operations would assume the role of Incident Commander/Qualified Individual until relieved and would initiate response actions and notifications in accordance with **SECTION 2.0**. If this were a small spill, the local/company personnel may handle all aspects of the response. Among those actions would be to:
 - Conduct safety assessment and evacuate personnel as needed in accordance with **SECTION 3.2**
 - Direct facility responders to shut down ignition sources
 - Direct facility personnel to position resources in accordance with **SECTION 4.0** and **SECTION 7.0**
 - Complete spill report form provided in **APPENDIX B**
 - Ensure regulatory agencies are notified
3. If this were a small or medium spill, the Qualified Individual/Incident Commander may elect for the First Responder to remain the Incident Commander or to activate selected portions of the Emergency Response Personnel. However, for a large spill, the Qualified Individual would assume the role of Incident Commander and would activate the entire Emergency Response Personnel in accordance with activation procedures described in **SECTION 4.4**.
4. The Incident Commander would then initiate spill assessment procedures including surveillance operations, trajectory calculations, and spill volume estimating in accordance with **SECTIONS 4.2 and 4.3**.

5. The Incident Commander would then utilize checklists in **SECTION 4.0** as a reminder of issues to address. The primary focus would be to establish incident priorities and objectives and to brief staff accordingly.
6. The Emergency Response Personnel would develop the following plans, as appropriate (some of these plans may not be required during a small or medium spill):
 - Site Safety and Health
 - Site Security
 - Incident Action
 - Decontamination
 - Disposal
 - Demobilization
7. The response would continue until an appropriate level of cleanup is obtained.

6.2 Planning Volume Calculations

Once the worst case discharge volume has been calculated, response resources must be identified to meet the requirements of 49 CFR 194.105(b). Calculations to determine sufficient amount of response equipment necessary to respond to a worst case discharge are described below. A demonstration of the planning volume calculations is provided below.

DOT/PHMSA Portion of Pipeline/Facilities

The worst case discharge (WCD) for the DOT portion of the pipeline and facilities, as defined in 49 CFR 194.105(b), as the largest volume of the following:

1. The pipeline's maximum shut-down response time in hours (based on historic discharge data or in the absence of such data, the operators best estimate), multiplied by the maximum flow rate expressed in barrels per hour (based on the maximum daily capacity of the pipeline), plus the largest drainage volume after shutdown of the line section(s) in the response zone expressed in barrels; or
2. The largest foreseeable discharge for the line section(s) within a response zone, expressed in barrels (cubic meters), based on the maximum historic discharge, if one exists, adjusted for any subsequent corrective or preventative action taken; or
3. If the response zone contains one or more breakout tanks, the capacity of the single largest tank or battery of tanks within a single secondary containment system, adjusted for the capacity or size of the secondary containment system, expressed in barrels.

Under PHMSA’s current policy, operators are allowed to reduce the worst case discharge volume derived from 49 CFR 194.105(b)(3) by no more than 75% if an operator is taking certain spill prevention measures for their breakout tanks and presents supporting information in the response plan. An operator can reduce the worst case discharge volume based on breakout tanks in the response zones as follows:

TABLE 6-1 PHMSA PERCENT REDUCTION ALLOWED

SPILL PREVENTION MEASURES	PERCENT REDUCTION ALLOWED
Secondary containment capacity greater than 100% capacity of tank and designed according to NFPA 30	50%
Tank built, rebuilt, and repaired according to API Std 620/650/653	10%
Automatic high-level alarms/shutdowns designed according to NFPA/API RP 2350	5%
Testing/cathodic protection designed according to API Std 650/651/653	5%
Tertiary containment/drainage/treatment per NFPA 30	5%*
Maximum allowable credit or reduction	75%

The worst case discharge is based on the largest volume of the three criteria given above.

The Company has determined the worst case discharge of a catastrophic tank failure using the allowed reductions listed in Table 6-1 (70% reduction).

All of the breakout tanks in the pipeline system are within adequate secondary containment, built according API Standard 650, have automatic high-level alarms/shutdowns designed according to NFPA/API RP 2350, testing/cathodic protection designed according to API Standard 650, therefore, the discharge volumes for the largest tank were determined by adjusting the total tank volume downward by 70% per the company guidelines.

The line sections with the highest throughput and largest drainage volume between block valves on pump stations were chosen to calculate the pipeline worst case discharge. Although the entire discharge volume of each line was used for the worst case discharge, in an actual spill event, it would take days to drain the line completely. The line would be sealed early in the response effort. Considering the volume of release from a line break compared to that of historic discharge in each zone and to the volumes released from a tank failure, a tank failure was found to represent the worst case scenario.

The maximum historic discharge is not applicable for WCD covered by this plan. Given below are the tank and pipeline WCD calculations for this plan. The largest tank volume is as follows:

LOCATION	VOLUME (BBLs)
Johnsons Corner, ND	250,000
Johnsons Corner, ND	250,000

DRAFT

6.3 Worst Case Discharge Volume Calculations

Tanks

The worst case tank volume is calculated as follows:

Largest Tank X Credit for Containment Tank Standards = Tank Standards Credit

The Company has implemented all of the spill prevention measures listed on the previous page, except tertiary containment. Therefore, the percent reduction allowed for credit equals 70% and the worst case discharge volume in tanks is 30% of the total volume of the largest tank.

$$250,000 \text{ bbls} \times 0.30 = 75,000 \text{ bbls}$$

Pipelines

The worst case discharge for the pipeline segment.

$$\begin{aligned} \text{WCD} &= [(\text{DT} + \text{ST}) \times \text{MF}] + \text{DD} \\ 25,174 &= [(0.2) \times 25,000] + 20,174 \end{aligned}$$

Where:

WCD = worst case discharge (bbl)

DT + ST = maximum detection time + maximum shut down time in adverse weather

MF = maximum flow rate (bph)

DD = drain down volume (bbl)

WCD = **25,174 barrels** located at Mile Post 294 in South Dakota.

As detailed above, the discharges for the pipeline are less than discharges from the tanks; therefore, the DOT/PHMSA WCD volume for this plan is: **75,000 barrels**.

6.4 Product Characteristics and Hazards

Pipeline systems described in this plan may transport various types of commodities including but not limited to:

- Crude Oil

The key chemical and physical characteristics of each of these oils and/or other small quantity products/chemicals are identified in **TABLE 6-2**, below.

TABLE 6-2 CHEMICAL AND PHYSICAL CHARACTERISTICS

COMMON NAME	SDS NAME	HEALTH HAZARD	FLASH POINT	SPECIAL HAZARD	REACTIVITY	HEALTH HAZARD WARNING STATEMENT
Crude Oil	Appropriate Product Name	1	3	C, H ₂ S	0	May Contain benzene, a carcinogen, or hydrogen sulfide, which is harmful if inhaled; flashpoint varies widely.
Health Hazard	4 = Extremely Hazardous 3 = Hazardous 2 = Warning 1 = Slightly Hazardous 0 = No Unusual Hazard		Fire Hazard (Flash Point) 4 = Below 73° F, 22° C 3 = Below 100° F, 37° C 2 = Below 200° F, 93° C 1 = Above 200° F, 93° C 0 = Will not burn			
Special Hazard	A = Asphyxiant C = Contains Carcinogen W = Reacts with Water Y = Radiation Hazard COR = Corrosive OX = Oxidizer H₂S = Hydrogen Sulfide P = Contents under Pressure T = Hot Material		Reactivity Hazard 4 = May Detonate at Room Temperature 3 = May Detonate with Heat or Shock 2 = Violent Chemical Change with High Temperature and Pressure 1 = Not Stable if Heated 0 = Stable			

7.0 RESPONSE ZONE MAPS AND ASSOCIATED REFERENCE MATERIAL

7.1 Map Overview

Pipeline Sensitivity Maps are being developed to include in **APPENDIX E**. The District Overview map includes the entire DAPL North Response Zone and illustrates the eighteen (18) Pipeline Sensitivity Map locations.

The pipeline sensitivity maps will indicate the locations of the worst case discharge, distance between each line section in the response zone, public drinking water intakes within 5 miles of any pipeline segment, and any potentially environmentally sensitive areas located within 1 mile of any pipeline segment.

The following maps are included in this section:

- North Response Zone Overview
- Aberdeen
- Bismarck
- De Smet
- Eureka
- Gettysburg
- Glen Ullin
- Hazen
- Killdear
- Linton
- Mobridge
- Parshall
- Redfield
- Salem
- Sioux Falls
- Stanley
- Watertown
- Watford City
- Williston

A Pipeline Map Feature Index Table, **TABLE E-1**, will be presented following the maps. The Pipeline Map Feature Index Table will provide an explanation of potentially sensitive areas that are numerically coded on the Pipeline Sensitivity Maps.

8.0 RESPONSE PLAN REVIEW AND UPDATE PROCEDURES

8.1 Facility Response Plan Review Guidelines

In accordance with 49 CFR Part 194.121, this Plan will be reviewed annually and modified to address new or different operating conditions or information included in the Plan. Upon review of the response plan for each five-year period, revisions will be submitted to PHMSA provided the changes to the current plan are needed. If revisions are not needed, a current plan will be submitted to PHMSA.

Company internal policy states that the Plan will be reviewed at least annually and modified as appropriate. In the event the Company experiences a Worst Case Discharge, the effectiveness of the plan will be evaluated and updated as necessary. If a new or different operating condition or information would substantially affect the implementation of the Plan, the Company will modify the Plan to address such a change and, within 30 days of making such a change, submit the change to PHMSA. Examples of changes in operating conditions that would cause a significant change to the Plan include the following:

CONDITIONS REQUIRING REVISIONS AND SUBMISSIONS

- Relocation or replacement of the transportation system in a way that substantially affects the information included in the Plan, such as a change to the Worst Case Discharge volume.
- A change in the type of oil handled, stored, or transferred that materially alters the required response resources.
- A change in key personnel (Qualified Individuals).
- A change in the name of the Oil Spill Removal Organization (OSRO).
- Any other changes that materially affect the implementation of the Plan.
- A change in the National Oil and Hazardous Substances Pollution Contingency Plan or Area Contingency Plan that has significant impact on the equipment appropriate for response activities.

All requests for changes must be made through the District Supervisor and will be submitted to PHMSA by the Emergency Planning and Preparedness Group.

Appendix A- DOT/PHMSA Cross Reference Matrix

DRAFT

TABLE A.1 - DOT/PHMSA CROSS REFERENCE MATRIX

OPA 90 REQUIREMENTS (49 CFR 194)	LOCATION
Information Summary (Section 1)	
<ul style="list-style-type: none"> For the core plan: 	N/A
<ul style="list-style-type: none"> Name and address of operator 	SECTION 1.1
<ul style="list-style-type: none"> For each Response Zone which contains one or more line sections that meet the criteria for determining significant and substantial harm (§194.103), listing and description of Response Zones, including county(s) and state(s) 	TABLE 1.2
<ul style="list-style-type: none"> For each Response Zone appendix: 	N/A
<ul style="list-style-type: none"> Information summary for core plan 	SECTION 1.1
<ul style="list-style-type: none"> QI names and telephone numbers, available on 24-hr basis 	TABLE 1.1
<ul style="list-style-type: none"> Description of Response Zone, including county(s) and state(s) in which a worst case discharge could cause substantial harm to the environment 	TABLE 1.1, TABLE 1.2
<ul style="list-style-type: none"> List of line sections contained in Response Zone, identified by milepost or survey station or other operator designation 	TABLE 1.2
<ul style="list-style-type: none"> Basis for operator's determination of significant and substantial harm 	TABLE 1.2
<ul style="list-style-type: none"> The type of oil and volume of the worst case discharge 	TABLE 1.2, SECTION 6.0
<ul style="list-style-type: none"> Certification that the operator has obtained, through contract or other approved means, the necessary private personnel and equipment to respond, to the maximum extent practicable, to a worst case discharge or threat of such discharge 	SECTION 1.3
Notification Procedures (Section 2)	
<ul style="list-style-type: none"> Notification requirements that apply in each area of operation of pipelines covered by the plan, including applicable state or local requirements 	SECTION 2
<ul style="list-style-type: none"> Checklist of notifications the operator or Qualified Individual is required to make under the response plan, listed in the order of priority 	TABLE 2.2, TABLE 2.3
<ul style="list-style-type: none"> Name of persons (individuals or organizations) to be notified of discharge, indicating whether notification is to be performed by operating personnel or other personnel 	TABLE 2.2, TABLE 2.3
<ul style="list-style-type: none"> Procedures for notifying Qualified Individuals 	SECTION 2.1, TABLE 2.2
<ul style="list-style-type: none"> Primary and secondary communication methods by which notifications can be made 	TABLE 2.3

OPA 90 REQUIREMENTS (49 CFR 194)	LOCATION
<ul style="list-style-type: none"> • Information to be provided in the initial and each follow-up notification, including the following: <ul style="list-style-type: none"> • Name of pipeline • Time of discharge • Location of discharge • Name of oil recovered • Reason for discharge (e.g. material failure, excavation damage, corrosion) • Estimated volume of oil discharged • Weather conditions on scene • Actions taken or planned by persons on scene 	SECTION 2.2
Spill Detection and On-Scene Spill Mitigation Procedures (Section 3)	
<ul style="list-style-type: none"> • Methods of initial discharge detection 	SECTION 3.1
<ul style="list-style-type: none"> • Procedures, listed in order of priority, that personnel are required to follow in responding to a pipeline emergency to mitigate or prevent any discharge from the pipeline 	SECTION 3.2, TABLE 3.1
<ul style="list-style-type: none"> • List of equipment that may be needed in response activities based on land and navigable waters including: <ul style="list-style-type: none"> • Transfer hoses and pumps • Portable pumps and ancillary equipment • Facilities available to transport and receive oil from a leaking pipeline • Identification of the availability, location, and contact phone numbers to obtain equipment for response activities on a 24-hour basis • Identification of personnel and their location, telephone numbers, and responsibilities for use of equipment in response activities on a 24-hour basis 	SECTION 3.3, APPENDIX C
Response Activities (Section 4)	
<ul style="list-style-type: none"> • Responsibilities of, and actions to be taken by, operating personnel to initiate and supervise response actions pending the arrival of the Qualified Individual or other response resources identified in the response plan 	SECTION 4.1, TABLE 4.1
<ul style="list-style-type: none"> • Qualified Individual's responsibilities and authority, including notification of the response resources identified in the response plan 	SECTION 4.1, TABLE 4.1
<ul style="list-style-type: none"> • Procedures for coordinating the actions of the operator or Qualified Individual with the action of the OSC responsible for monitoring or directing those actions 	TABLE 4.1
<ul style="list-style-type: none"> • Oil spill response organizations (OSRO) available through contract or other approved means, to respond to a worst case discharge to the maximum extent practicable 	TABLE 2.5, APPENDIX C

OPA 90 REQUIREMENTS (49 CFR 194)	LOCATION
<ul style="list-style-type: none"> • For each organization identified under paragraph (d), a listing of: <ul style="list-style-type: none"> • Equipment and supplies available • Trained personnel necessary to continue operation of the equipment and staff the oil spill removal organization for the first seven days of the response 	APPENDIX C
List of Contacts (Section 5)	
<ul style="list-style-type: none"> • List of persons the Plan requires the operator to contact 	TABLE 1.1, TABLE 2.1
<ul style="list-style-type: none"> • Qualified individuals for the operator areas of operation 	TABLE 1.1
<ul style="list-style-type: none"> • Applicable insurance representatives or surveyors for the operator's areas of operation 	TABLE 1.1
<ul style="list-style-type: none"> • Persons or organizations to notify for activation of response resources 	TABLE 2.1, TABLE 2.2, TABLE 2.4
Training Procedures (Section 6)	
<ul style="list-style-type: none"> • Description of training procedures and programs of the operations 	SECTION 5
Drill Procedures (Section 7)	
<ul style="list-style-type: none"> • Announced and unannounced drills 	TABLE 5.2
<ul style="list-style-type: none"> • Types of drills and their frequencies; for example: <ul style="list-style-type: none"> • Manned pipeline emergency procedures and qualified individual notification drills conducted quarterly • Drills involving emergency actions by assigned operating or maintenance personnel and notification of qualified individual on pipeline facilities which are normally unmanned, conducted quarterly • Shore-based spill management team (SMT) tabletop drills conducted yearly • Oil spill removal organization field equipment deployment drills conducted yearly • A drill that exercises entire response plan for each Response Zone, would be conducted at least once every three years 	SECTION 5
Response Plan Review and Update Procedures (Section 8)	
<ul style="list-style-type: none"> • Procedures to meet §194.121 	SECTION 8.1
<ul style="list-style-type: none"> • Procedures to review plan after a worst case discharge and to evaluate and record the plan's effectiveness 	SECTION 8.1
Response Zone Appendices (Section 9)	
<ul style="list-style-type: none"> • Name and telephone number of the qualified individual 	TABLE 1.1
<ul style="list-style-type: none"> • Notification procedures 	SECTION 2

OPA 90 REQUIREMENTS (49 CFR 194)	LOCATION
<ul style="list-style-type: none"> Spill detection and mitigation procedures 	SECTION 3.0
<ul style="list-style-type: none"> Name, address, and telephone number of oil spill response organizations 	TABLE 2.5
<ul style="list-style-type: none"> Response activities and response resources including— <ul style="list-style-type: none"> Equipment and supplies necessary to meet §194.115, and The trained personnel necessary to sustain operation of the equipment and to staff the oil spill removal organization and spill management team for the first 7 days of the response 	TABLE 2.5, APPENDIX C
<ul style="list-style-type: none"> Names and telephone numbers of Federal, state and local agencies which the operator expects to assume pollution response responsibilities 	TABLE 2.3, TABLE 2.4
<ul style="list-style-type: none"> The worst case discharge volume 	SECTION 6.0
<ul style="list-style-type: none"> The method used to determine the worst case discharge volume, with calculations 	SECTION 6.3
<ul style="list-style-type: none"> A map that clearly shows: <ul style="list-style-type: none"> Location of worst case discharge Distance between each line section in the Response Zone: <ul style="list-style-type: none"> Each potentially affected public drinking water intake, lake, river, and stream within a radius of five miles of the line section Each potentially affected environmentally sensitive area within a radius of one mile of the line section 	APPENDIX E
<ul style="list-style-type: none"> Piping diagram and plan-profile drawing of each line section; (may be kept separate from the response plan if the location is identified) 	APPENDIX E
<ul style="list-style-type: none"> For every oil transported by each pipeline in the response zone, emergency response data that: <ul style="list-style-type: none"> Include name, description, physical and chemical characteristics, health and safety hazards, and initial spill handling and firefighting methods Meet 29 CFR 1910.1200 or 49 CFR 172.602 	SECTION 6.4

Appendix B- Notifications

- DOT Reporting Form
- North Dakota Reporting Guidelines
- South Dakota Reporting Guidelines

DRAFT

NOTICE: This report is required by 49 CFR Part 195. Failure to report can result in a civil penalty not to exceed \$100,000 for each violation for each day that such violation persists except that the maximum civil penalty shall not exceed \$1,000,000 as provided in 49 USC 60122.

OMB NO: 2137-0047
EXPIRATION DATE: 7/31/2015



U.S. Department of Transportation
Pipeline and Hazardous Materials
Safety Administration

ACCIDENT REPORT – HAZARDOUS LIQUID PIPELINE SYSTEMS

Report Date _____
No. _____
(DOT Use Only)

A federal agency may not conduct or sponsor, and a person is not required to respond to, nor shall a person be subject to a penalty for failure to comply with a collection of information subject to the requirements of the Paperwork Reduction Act unless that collection of information displays a current valid OMB Control Number. The OMB Control Number for this information collection is 2137-0047. Public reporting for this collection of information is estimated to be approximately 10 hours per response, including the time for reviewing instructions, gathering the data needed, and completing and reviewing the collection of information. All responses to this collection of information are mandatory. Send comments regarding this burden estimate or any other aspect of this collection of information, including suggestions for reducing this burden to: Information Collection Clearance Officer, PHMSA, Office of Pipeline Safety (PHP-30) 1200 New Jersey Avenue, SE, Washington, D.C. 20590.

INSTRUCTIONS

Important: Please read the separate instructions for completing this form before you begin. They clarify the information requested and provide specific examples. If you do not have a copy of the instructions, you can obtain one from the PHMSA Pipeline Safety Community Web Page at <http://www.phmsa.dot.gov/pipeline/library/forms>.

PART A – KEY REPORT INFORMATION

Report Type: (select all that apply) Original Supplemental Final

- 1. Operator's OPS-issued Operator Identification Number (OPID): / / / / / / / /
- 2. Name of Operator: _____
- 3. Address of Operator:
 - 3.a _____
(Street Address)
 - 3.b _____
(City)
 - 3.c State: / / /
 - 3.d Zip Code: / / / / / / - / / / / /

- 4. Local time (24-hr clock) and date of the Accident:
 - / / / / / / / /
 - Hour Month Day Year
- 5. Location of Accident:
 - Latitude: / / / / . / / / / / / / /
 - Longitude: - / / / / / . / / / / / / / /
- 6. National Response Center Report Number (if applicable): / / / / / / / /
- 7. Local time (24-hr clock) and date of initial telephonic report to the National Response Center (if applicable):
 - / / / / / / / /
 - Hour Month Day Year

- 8. Commodity released: (select only one, based on predominant volume released)
 - Crude Oil
 - Refined and/or Petroleum Product (non-HVL) which is a Liquid at Ambient Conditions
 - Gasoline (non-Ethanol) Diesel, Fuel Oil, Kerosene, Jet Fuel
 - Mixture of Refined Products (transmix or other mixture)
 - Other ⇨ Name: _____
 - HVL or Other Flammable or Toxic Fluid which is a Gas at Ambient Conditions
 - Anhydrous Ammonia
 - LPG (Liquefied Petroleum Gas) / NGL (Natural Gas Liquid)
 - Other HVL ⇨ Name: _____
 - CO₂ (Carbon Dioxide)
 - Biofuel / Alternative Fuel (including ethanol blends)
 - Fuel Grade Ethanol Ethanol Blend ⇨ % Ethanol: / / / /
 - Biodiesel ⇨ Blend (e.g. B2, B20, B100): B/ / / / / Other ⇨ Name: _____

- 9. Estimated volume of commodity released unintentionally: / / / / , / / / / / / / / Barrels
- 10. Estimated volume of intentional and/or controlled release/blowdown: / / / / , / / / / / / / / Barrels
(only reported for HVL and CO₂ Commodities)
- 11. Estimated volume of commodity recovered: / / / / , / / / / / / / / Barrels

5. Material involved in Accident: *(select only one)*

Carbon Steel

Material other than Carbon Steel ⇨ Specify: _____

6. Type of Accident involved: *(select only one)*

Mechanical Puncture ⇨ Approx. size: / / / / / / / / in. (axial) by / / / / / / / / in. (circumferential)

Leak ⇨ Select Type: Pinhole Crack Connection Failure Seal or Packing Other

Rupture ⇨ Select Orientation: Circumferential Longitudinal Other _____

Approx. size: / / / / / / / / in. (widest opening) by / / / / / / / / in. (length circumferentially or axially)

Overfill or Overflow

Other ⇨ Describe: _____

PART D – ADDITIONAL CONSEQUENCE INFORMATION

1. Wildlife impact: Yes No

1.a If Yes, specify all that apply:

Fish/aquatic

Birds

Terrestrial

2. Soil contamination: Yes No

3. Long term impact assessment performed or planned: Yes No

4. Anticipated remediation: Yes No (not needed)

4.a If Yes, specify all that apply:

Surface water Groundwater Soil Vegetation Wildlife

5. Water contamination: Yes ⇨ *(Complete 5.a – 5.c below)* No

5.a Specify all that apply:

Ocean/Seawater

Surface

Groundwater

Drinking water ⇨ *(Select one or both)* Private Well Public Water Intake

5.b Estimated amount released in or reaching water: / / / / / / / / / / Barrels

5.c Name of body of water, if commonly known: _____

6. At the location of this Accident, had the pipeline segment or facility been identified as one that “could affect” a High Consequence Area (HCA) as determined in the Operator’s Integrity Management Program? Yes No

7. Did the released commodity reach or occur in one or more High Consequence Area (HCA)? Yes No

7.a If Yes, specify HCA type(s): *(select all that apply)*

Commercially Navigable Waterway
Was this HCA identified in the “could affect” determination for this Accident site in the Operator’s Integrity Management Program?
 Yes No

High Population Area
Was this HCA identified in the “could affect” determination for this Accident site in the Operator’s Integrity Management Program?
 Yes No

Other Populated Area
Was this HCA identified in the “could affect” determination for this Accident site in the Operator’s Integrity Management Program?
 Yes No

Unusually Sensitive Area (USA) – Drinking Water
Was this HCA identified in the “could affect” determination for this Accident site in the Operator’s Integrity Management Program?
 Yes No

Unusually Sensitive Area (USA) – Ecological
Was this HCA identified in the “could affect” determination for this Accident site in the Operator’s Integrity Management Program?
 Yes No

8. Estimated Property Damage:

8.a Estimated cost of public and non-Operator private property damage

\$ / / / / / / / / / / / / / / / /

8.b Estimated cost of commodity lost

\$ / / / / / / / / / / / / / / / /

8.c Estimated cost of Operator's property damage & repairs

\$ / / / / / / / / / / / / / / / /

8.d Estimated cost of Operator's emergency response

\$ / / / / / / / / / / / / / / / /

8.e Estimated cost of Operator's environmental remediation

\$ / / / / / / / / / / / / / / / /

8.f Estimated other costs

\$ / / / / / / / / / / / / / / / /

Describe _____

8.g Total estimated property damage (sum of above)

\$ / / / / / / / / / / / / / / / /

PART E – ADDITIONAL OPERATING INFORMATION

1. Estimated pressure at the point and time of the Accident (psig):

/ / / / / / / / / / / / / / / /

2. Maximum Operating Pressure (MOP) at the point and time of the Accident (psig) :

/ / / / / / / / / / / / / / / /

3. Describe the pressure on the system or facility relating to the Accident: (select only one)

- Pressure did not exceed MOP
- Pressure exceeded MOP, but did not exceed 110% of MOP
- Pressure exceeded 110% of MOP

4. Not including pressure reductions required by PHMSA regulations (such as for repairs and pipe movement), was the system or facility relating to the Accident operating under an established pressure restriction with pressure limits below those normally allowed by the MOP?

- No
- Yes ⇨ (Complete 4.a and 4.b below)

4.a Did the pressure exceed this established pressure restriction? Yes No

4.b Was this pressure restriction mandated by PHMSA or the State? PHMSA State Not mandated

5. Was "Onshore Pipeline, Including Valve Sites" OR "Offshore Pipeline, Including Riser and Riser Bend" selected in PART C, Question 2?

- No
- Yes ⇨ (Complete 5.a – 5.e below)

5.a Type of upstream valve used to initially isolate release source: Manual Automatic Remotely Controlled

5.b Type of downstream valve used to initially isolate release source: Manual Automatic Remotely Controlled
 Check Valve

5.c Length of segment initially isolated between valves (ft): / / / / / / / / / / / / / / / /

5.d Is the pipeline configured to accommodate internal inspection tools?

- Yes
- No ⇨ Which physical features limit tool accommodation? (select all that apply)
 - Changes in line pipe diameter
 - Presence of unsuitable mainline valves
 - Tight or mitered pipe bends
 - Other passage restrictions (i.e. unbarred tee's, projecting instrumentation, etc.)
 - Extra thick pipe wall (applicable only for magnetic flux leakage internal inspection tools)
 - Other ⇨ Describe: _____

5.e For this pipeline, are there operational factors which significantly complicate the execution of an internal inspection tool run?

- No
- Yes ⇨ Which operational factors complicate execution? (select all that apply)
 - Excessive debris or scale, wax, or other wall build-up
 - Low operating pressure(s)
 - Low flow or absence of flow
 - Incompatible commodity
 - Other ⇨ Describe: _____

5.f Function of pipeline system: (select only one)

- > 20% SMYS Regulated Trunkline/Transmission
- ≤ 20% SMYS Regulated Trunkline/Transmission

- > 20% SMYS Regulated Gathering
- ≤ 20% SMYS Regulated Gathering

6. Was a Supervisory Control and Data Acquisition (SCADA)-based system in place on the pipeline or facility involved in the Accident?

No

Yes ⇨

6.a Was it operating at the time of the Accident? Yes No

6.b Was it fully functional at the time of the Accident? Yes No

6.c Did SCADA-based information (such as alarm(s), alert(s), event(s), and/or volume calculations) assist with the detection of the Accident? Yes No

6.d Did SCADA-based information (such as alarm(s), alert(s), event(s), and/or volume calculations) assist with the confirmation of the Accident? Yes No

7. Was a CPM leak detection system in place on the pipeline or facility involved in the Accident?

No

Yes ⇨

7.a Was it operating at the time of the Accident? Yes No

7.b Was it fully functional at the time of the Accident? Yes No

7.c Did CPM leak detection system information (such as alarm(s), alert(s), event(s), and/or volume calculations) assist with the detection of the Accident? Yes No

7.d Did CPM leak detection system information (such as alarm(s), alert(s), event(s), and/or volume calculations) assist with the confirmation of the Accident? Yes No

8. How was the Accident initially identified for the Operator? (*select only one*)

CPM leak detection system or SCADA-based information (such as alarm(s), alert(s), event(s), and/or volume calculations)

Static Shut-in Test or Other Pressure or Leak Test

Controller

Air Patrol

Notification from Public

Notification from Third Party that caused the Accident

Local Operating Personnel, including contractors

Ground Patrol by Operator or its contractor

Notification from Emergency Responder

Other _____

8.a If "Controller", "Local Operating Personnel, including contractors", "Air Patrol", or "Ground Patrol by Operator or its contractor" is selected in Question 8, specify the following: (*select only one*)

Operator employee Contractor working for the Operator

9. Was an investigation initiated into whether or not the controller(s) or control room issues were the cause of or a contributing factor to the Accident? (*select only one*)

Yes, but the investigation of the control room and/or controller actions has not yet been completed by the Operator (*Supplemental Report required*)

No, the facility was not monitored by a controller(s) at the time of the Accident

No, the Operator did not find that an investigation of the controller(s) actions or control room issues was necessary due to: (*provide an explanation for why the Operator did not investigate*)

Yes, specify investigation result(s): (*select all that apply*)

Investigation reviewed work schedule rotations, continuous hours of service (while working for the Operator) and other factors associated with fatigue

Investigation did NOT review work schedule rotations, continuous hours of service (while working for the Operator) and other factors associated with fatigue (*provide an explanation for why not*)

Investigation identified no control room issues

Investigation identified no controller issues

Investigation identified incorrect controller action or controller error

Investigation identified that fatigue may have affected the controller(s) involved or impacted the involved controller(s) response

Investigation identified incorrect procedures

Investigation identified incorrect control room equipment operation

Investigation identified maintenance activities that affected control room operations, procedures, and/or controller response

Investigation identified areas other than those above ⇨ Describe: _____

Internal Corrosion

6. Results of visual examination:
 Localized Pitting General Corrosion Not cut open
 Other _____
7. Cause of corrosion: (select all that apply)
 Corrosive Commodity Water drop-out/Acid Microbiological Erosion
 Other _____
8. The cause(s) of corrosion selected in Question 7 is based on the following: (select all that apply)
 Field examination Determined by metallurgical analysis
 Other _____
9. Location of corrosion: (select all that apply)
 Low point in pipe Elbow Other _____
10. Was the commodity treated with corrosion inhibitors or biocides? Yes No
11. Was the interior coated or lined with protective coating? Yes No
12. Were cleaning/dewatering pigs (or other operations) routinely utilized?
 Not applicable - Not mainline pipe Yes No
13. Were corrosion coupons routinely utilized?
 Not applicable - Not mainline pipe Yes No

Complete the following if any Corrosion Failure sub-cause is selected AND the "Item Involved in Accident" (from PART C, Question 3) is Tank/Vessel.

14. List the year of the most recent inspections:
14.a API Std 653 Out-of-Service Inspection / / / / / No Out-of-Service Inspection completed
14.b API Std 653 In-Service Inspection / / / / / No In-Service Inspection completed

Complete the following if any Corrosion Failure sub-cause is selected AND the "Item Involved in Accident" (from PART C, Question 3) is Pipe or Weld.

15. Has one or more internal inspection tool collected data at the point of the Accident?
 Yes No
- 15.a. If Yes, for each tool used, select type of internal inspection tool and indicate most recent year run:
- Magnetic Flux Leakage Tool / / / / /
 - Ultrasonic / / / / /
 - Geometry / / / / /
 - Caliper / / / / /
 - Crack / / / / /
 - Hard Spot / / / / /
 - Combination Tool / / / / /
 - Transverse Field/Triaxial / / / / /
 - Other _____ / / / / /
16. Has one or more hydrotest or other pressure test been conducted since original construction at the point of the Accident?
 Yes ⇨ Most recent year tested: / / / / / Test pressure (psig): / / / / /
 No
17. Has one or more Direct Assessment been conducted on this segment?
 Yes, and an investigative dig was conducted at the point of the Accident ⇨ Most recent year conducted: / / / / /
 Yes, but the point of the Accident was not identified as a dig site ⇨ Most recent year conducted: / / / / /
 No
18. Has one or more non-destructive examination been conducted at the point of the Accident since January 1, 2002?
 Yes No
- 18.a If Yes, for each examination conducted since January 1, 2002, select type of non-destructive examination and indicate most recent year the examination was conducted:
- Radiography / / / / /
 - Guided Wave Ultrasonic / / / / /
 - Handheld Ultrasonic Tool / / / / /
 - Wet Magnetic Particle Test / / / / /
 - Dry Magnetic Particle Test / / / / /
 - Other _____ / / / / /

G2 - Natural Force Damage - *only one sub-cause can be picked from shaded left-hand column

<input type="checkbox"/> Earth Movement, NOT due to Heavy Rains/Floods	1. Specify: <input type="radio"/> Earthquake <input type="radio"/> Subsidence <input type="radio"/> Landslide <input type="radio"/> Other _____
<input type="checkbox"/> Heavy Rains/Floods	2. Specify: <input type="radio"/> Washout/Scouring <input type="radio"/> Flotation <input type="radio"/> Mudslide <input type="radio"/> Other _____
<input type="checkbox"/> Lightning	3. Specify: <input type="radio"/> Direct hit <input type="radio"/> Secondary impact such as resulting nearby fires
<input type="checkbox"/> Temperature	4. Specify: <input type="radio"/> Thermal Stress <input type="radio"/> Frost Heave <input type="radio"/> Frozen Components <input type="radio"/> Other _____
<input type="checkbox"/> High Winds	
<input type="checkbox"/> Other Natural Force Damage	5. Describe: _____

Complete the following if any Natural Force Damage sub-cause is selected.

6. Were the natural forces causing the Accident generated in conjunction with an extreme weather event? Yes No

6.a If Yes, specify: (select all that apply) Hurricane Tropical Storm Tornado
 Other _____

G3 – Excavation Damage - *only one sub-cause can be picked from shaded left-hand column

<input type="checkbox"/> Excavation Damage by Operator (First Party)																			
<input type="checkbox"/> Excavation Damage by Operator's Contractor (Second Party)																			
<input type="checkbox"/> Excavation Damage by Third Party																			
<input type="checkbox"/> Previous Damage due to Excavation Activity	<p>Complete Questions 1-5 ONLY IF the "Item Involved in Accident" (from PART C, Question 3) is Pipe or Weld.</p> <p>1. Has one or more internal inspection tool collected data at the point of the Accident? <input type="radio"/> Yes <input type="radio"/> No</p> <p>1.a If Yes, for each tool used, select type of internal inspection tool and indicate most recent year run:</p> <table border="0"> <tr> <td><input type="radio"/> Magnetic Flux Leakage</td> <td>_____ / _____ / _____ / _____ / _____</td> </tr> <tr> <td><input type="radio"/> Ultrasonic</td> <td>_____ / _____ / _____ / _____ / _____</td> </tr> <tr> <td><input type="radio"/> Geometry</td> <td>_____ / _____ / _____ / _____ / _____</td> </tr> <tr> <td><input type="radio"/> Caliper</td> <td>_____ / _____ / _____ / _____ / _____</td> </tr> <tr> <td><input type="radio"/> Crack</td> <td>_____ / _____ / _____ / _____ / _____</td> </tr> <tr> <td><input type="radio"/> Hard Spot</td> <td>_____ / _____ / _____ / _____ / _____</td> </tr> <tr> <td><input type="radio"/> Combination Tool</td> <td>_____ / _____ / _____ / _____ / _____</td> </tr> <tr> <td><input type="radio"/> Transverse Field/Triaxial</td> <td>_____ / _____ / _____ / _____ / _____</td> </tr> <tr> <td><input type="radio"/> Other _____</td> <td>_____ / _____ / _____ / _____ / _____</td> </tr> </table> <p>2. Do you have reason to believe that the internal inspection was completed BEFORE the damage was sustained? <input type="radio"/> Yes <input type="radio"/> No</p> <p>3. Has one or more hydrotest or other pressure test been conducted since original construction at the point of the Accident?</p> <p><input type="radio"/> Yes ⇨ Most recent year tested: _____ / _____ / _____ / _____ / _____ Test pressure (psig): _____ / _____ / _____ / _____ / _____</p> <p><input type="radio"/> No</p> <p>4. Has one or more Direct Assessment been conducted on the pipeline segment?</p> <p><input type="radio"/> Yes, and an investigative dig was conducted at the point of the Accident ⇨ Most recent year conducted: _____ / _____ / _____ / _____ / _____</p> <p><input type="radio"/> Yes, but the point of the Accident was not identified as a dig site ⇨ Most recent year conducted: _____ / _____ / _____ / _____ / _____</p> <p><input type="radio"/> No</p>	<input type="radio"/> Magnetic Flux Leakage	_____ / _____ / _____ / _____ / _____	<input type="radio"/> Ultrasonic	_____ / _____ / _____ / _____ / _____	<input type="radio"/> Geometry	_____ / _____ / _____ / _____ / _____	<input type="radio"/> Caliper	_____ / _____ / _____ / _____ / _____	<input type="radio"/> Crack	_____ / _____ / _____ / _____ / _____	<input type="radio"/> Hard Spot	_____ / _____ / _____ / _____ / _____	<input type="radio"/> Combination Tool	_____ / _____ / _____ / _____ / _____	<input type="radio"/> Transverse Field/Triaxial	_____ / _____ / _____ / _____ / _____	<input type="radio"/> Other _____	_____ / _____ / _____ / _____ / _____
<input type="radio"/> Magnetic Flux Leakage	_____ / _____ / _____ / _____ / _____																		
<input type="radio"/> Ultrasonic	_____ / _____ / _____ / _____ / _____																		
<input type="radio"/> Geometry	_____ / _____ / _____ / _____ / _____																		
<input type="radio"/> Caliper	_____ / _____ / _____ / _____ / _____																		
<input type="radio"/> Crack	_____ / _____ / _____ / _____ / _____																		
<input type="radio"/> Hard Spot	_____ / _____ / _____ / _____ / _____																		
<input type="radio"/> Combination Tool	_____ / _____ / _____ / _____ / _____																		
<input type="radio"/> Transverse Field/Triaxial	_____ / _____ / _____ / _____ / _____																		
<input type="radio"/> Other _____	_____ / _____ / _____ / _____ / _____																		

17. Description of the CGA-DIRT Root Cause (select only the one predominant first level CGA-DIRT Root Cause and then, where available as a choice, the one predominant second level CGA-DIRT Root Cause as well):

One-Call Notification Practices Not Sufficient: (select only one)

- No notification made to the One-Call Center
- Notification to One-Call Center made, but not sufficient
- Wrong information provided

Locating Practices Not Sufficient: (select only one)

- Facility could not be found/located
- Facility marking or location not sufficient
- Facility was not located or marked
- Incorrect facility records/maps

Excavation Practices Not Sufficient: (select only one)

- Excavation practices not sufficient (other)
- Failure to maintain clearance
- Failure to maintain the marks
- Failure to support exposed facilities
- Failure to use hand tools where required
- Failure to verify location by test-hole (pot-holing)
- Improper backfilling

One-Call Notification Center Error

Abandoned Facility

Deteriorated Facility

Previous Damage

Data Not Collected

Other / None of the Above (explain)

DRAFT

G4 - Other Outside Force Damage - *only one sub-cause can be picked from shaded left-hand column

<input type="checkbox"/> Nearby Industrial, Man-made, or Other Fire/Explosion as Primary Cause of Accident	
<input type="checkbox"/> Damage by Car, Truck, or Other Motorized Vehicle/Equipment NOT Engaged in Excavation	1. Vehicle/Equipment operated by: <i>(select only one)</i> <input type="radio"/> Operator <input type="radio"/> Operator's Contractor <input type="radio"/> Third Party
<input type="checkbox"/> Damage by Boats, Barges, Drilling Rigs, or Other Maritime Equipment or Vessels Set Adrift or Which Have Otherwise Lost Their Mooring	2. Select one or more of the following IF an extreme weather event was a factor: <input type="radio"/> Hurricane <input type="radio"/> Tropical Storm <input type="radio"/> Tornado <input type="radio"/> Heavy Rains/Flood <input type="radio"/> Other _____
<input type="checkbox"/> Routine or Normal Fishing or Other Maritime Activity NOT Engaged in Excavation	
<input type="checkbox"/> Electrical Arcing from Other Equipment or Facility	
<input type="checkbox"/> Previous Mechanical Damage NOT Related to Excavation	<p>Complete Questions 3-7 ONLY IF the "Item Involved in Accident" (from PART C, Question 3) is Pipe or Weld.</p> <p>3. Has one or more internal inspection tool collected data at the point of the Accident? <input type="radio"/> Yes <input type="radio"/> No</p> <p>3.a If Yes, for each tool used, select type of internal inspection tool and indicate most recent year run:</p> <p><input type="radio"/> Magnetic Flux Leakage / / / / / /</p> <p><input type="radio"/> Ultrasonic / / / / / /</p> <p><input type="radio"/> Geometry / / / / / /</p> <p><input type="radio"/> Caliper / / / / / /</p> <p><input type="radio"/> Crack / / / / / /</p> <p><input type="radio"/> Hard Spot / / / / / /</p> <p><input type="radio"/> Combination Tool / / / / / /</p> <p><input type="radio"/> Transverse Field/Triaxial / / / / / /</p> <p><input type="radio"/> Other _____ / / / / / /</p> <p>4. Do you have reason to believe that the internal inspection was completed BEFORE the damage was sustained? <input type="radio"/> Yes <input type="radio"/> No</p> <p>5. Has one or more hydrotest or other pressure test been conducted since original construction at the point of the Accident?</p> <p><input type="radio"/> Yes ⇨ Most recent year tested: / / / / / / Test pressure (psig): / / / / / / / /</p> <p><input type="radio"/> No</p> <p>6. Has one or more Direct Assessment been conducted on the pipeline segment?</p> <p><input type="radio"/> Yes, and an investigative dig was conducted at the point of the Accident ⇨ Most recent year conducted: / / / / / /</p> <p><input type="radio"/> Yes, but the point of the Accident was not identified as a dig site ⇨ Most recent year conducted: / / / / / /</p> <p><input type="radio"/> No</p> <p><i>(This section continued on next page with Question 7.)</i></p> <p>7. Has one or more non-destructive examination been conducted at the point of the Accident</p>

	since January 1, 2002? <input type="radio"/> Yes <input type="radio"/> No 7.a If Yes, for each examination conducted since January 1, 2002, select type of non-destructive examination and indicate most recent year the examination was conducted: <input type="radio"/> Radiography / / / / / <input type="radio"/> Guided Wave Ultrasonic / / / / / <input type="radio"/> Handheld Ultrasonic Tool / / / / / <input type="radio"/> Wet Magnetic Particle Test / / / / / <input type="radio"/> Dry Magnetic Particle Test / / / / / <input type="radio"/> Other _____ / / / / /
<input type="checkbox"/> Intentional Damage	8. Specify: <input type="radio"/> Vandalism <input type="radio"/> Terrorism <input type="radio"/> Theft of transported commodity <input type="radio"/> Theft of equipment <input type="radio"/> Other _____
<input type="checkbox"/> Other Outside Force Damage	9. Describe: _____

G5 - Material Failure of Pipe or Weld		Use this section to report material failures ONLY IF the "Item Involved in Accident" (from PART C, Question 3) is "Pipe" or "Weld."
		*Only one sub-cause can be picked from shaded left-hand column
1. The sub-cause selected below is based on the following: (select all that apply) <input type="checkbox"/> Field Examination <input type="checkbox"/> Determined by Metallurgical Analysis <input type="checkbox"/> Other Analysis _____ <input type="checkbox"/> Sub-cause is Tentative or Suspected; Still Under Investigation (Supplemental Report required)		
<input type="checkbox"/> Construction-, Installation-, or Fabrication-related	2. List contributing factors: (select all that apply) <input type="checkbox"/> Fatigue- or Vibration-related: <input type="radio"/> Mechanically-induced prior to installation (such as during transport of pipe) <input type="radio"/> Mechanical Vibration <input type="radio"/> Pressure-related <input type="radio"/> Thermal <input type="radio"/> Other _____ <input type="checkbox"/> Mechanical Stress <input type="checkbox"/> Other _____	
<input type="checkbox"/> Original Manufacturing-related (NOT girth weld or other welds formed in the field)		
<input type="checkbox"/> Environmental Cracking-related	3. Specify: <input type="radio"/> Stress Corrosion Cracking <input type="radio"/> Sulfide Stress Cracking <input type="radio"/> Hydrogen Stress Cracking <input type="radio"/> Other _____	
Complete the following if any Material Failure of Pipe or Weld sub-cause is selected. 4. Additional factors: (select all that apply) <input type="radio"/> Dent <input type="radio"/> Gouge <input type="radio"/> Pipe Bend <input type="radio"/> Arc Burn <input type="radio"/> Crack <input type="radio"/> Lack of Fusion <input type="radio"/> Lamination <input type="radio"/> Buckle <input type="radio"/> Wrinkle <input type="radio"/> Misalignment <input type="radio"/> Burnt Steel <input type="radio"/> Other _____		
5. Has one or more internal inspection tool collected data at the point of the Accident? <input type="radio"/> Yes <input type="radio"/> No 5.a If Yes, for each tool used, select type of internal inspection tool and indicate most recent year run: <input type="radio"/> Magnetic Flux Leakage Tool / / / / / <input type="radio"/> Ultrasonic / / / / / <input type="radio"/> Geometry / / / / / <input type="radio"/> Caliper / / / / / <input type="radio"/> Crack / / / / / <input type="radio"/> Hard Spot / / / / / <input type="radio"/> Combination Tool / / / / / <input type="radio"/> Transverse Field/Triaxial / / / / / <input type="radio"/> Other _____ / / / / /		
6. Has one or more hydrotest or other pressure test been conducted since original construction at the point of the Accident? <input type="radio"/> Yes ⇨ Most recent year tested: / / / / / Test pressure (psig): / / / / / <input type="radio"/> No		
7. Has one or more Direct Assessment been conducted on the pipeline segment? <input type="radio"/> Yes, and an investigative dig was conducted at the point of the Accident ⇨ Most recent year conducted: / / / / / <input type="radio"/> Yes, but the point of the Accident was not identified as a dig site ⇨ Most recent year conducted: / / / / / <input type="radio"/> No		
8. Has one or more non-destructive examination(s) been conducted at the point of the Accident since January 1, 2002? <input type="radio"/> Yes <input type="radio"/> No 8.a If Yes, for each examination conducted since January 1, 2002, select type of non-destructive examination and indicate most recent year the examination was conducted: <input type="radio"/> Radiography / / / / / <input type="radio"/> Guided Wave Ultrasonic / / / / / <input type="radio"/> Handheld Ultrasonic Tool / / / / / <input type="radio"/> Wet Magnetic Particle Test / / / / / <input type="radio"/> Dry Magnetic Particle Test / / / / / <input type="radio"/> Other _____ / / / / /		

G6 - Equipment Failure - *only one **sub-cause** can be picked from shaded left-hand column

<input type="checkbox"/> Malfunction of Control/Relief Equipment	1. Specify: <i>(select all that apply)</i> <input type="radio"/> Control Valve <input type="radio"/> Instrumentation <input type="radio"/> SCADA <input type="radio"/> Communications <input type="radio"/> Block Valve <input type="radio"/> Check Valve <input type="radio"/> Relief Valve <input type="radio"/> Power Failure <input type="radio"/> Stopple/Control Fitting <input type="radio"/> ESD System Failure <input type="radio"/> Other _____
<input type="checkbox"/> Pump or Pump-related Equipment	2. Specify: <input type="radio"/> Seal/Packing Failure <input type="radio"/> Body Failure <input type="radio"/> Crack in Body <input type="radio"/> Appurtenance Failure <input type="radio"/> Other _____
<input type="checkbox"/> Threaded Connection/Coupling Failure	3. Specify: <input type="radio"/> Pipe Nipple <input type="radio"/> Valve Threads <input type="radio"/> Mechanical Coupling <input type="radio"/> Threaded Pipe Collar <input type="radio"/> Threaded Fitting <input type="radio"/> Other _____
<input type="checkbox"/> Non-threaded Connection Failure	4. Specify: <input type="radio"/> O-Ring <input type="radio"/> Gasket <input type="radio"/> Seal (NOT pump seal) or Packing <input type="radio"/> Other _____
<input type="checkbox"/> Defective or Loose Tubing or Fitting	
<input type="checkbox"/> Failure of Equipment Body (except Pump), Tank Plate, or other Material	
<input type="checkbox"/> Other Equipment Failure	5. Describe: _____ _____

Complete the following if any Equipment Failure sub-cause is selected.

6. Additional factors that contributed to the equipment failure: *(select all that apply)*
- Excessive vibration
 - Overpressurization
 - No support or loss of support
 - Manufacturing defect
 - Loss of electricity
 - Improper installation
 - Mismatched items (different manufacturer for tubing and tubing fittings)
 - Dissimilar metals
 - Breakdown of soft goods due to compatibility issues with transported commodity
 - Valve vault or valve can contributed to the release
 - Alarm/status failure
 - Misalignment
 - Thermal stress
 - Other _____

G7 - Incorrect Operation - *only one **sub-cause** can be picked from shaded left-hand column

<input type="checkbox"/> Damage by Operator or Operator's Contractor NOT Related to Excavation and NOT due to Motorized Vehicle/Equipment Damage	
<input type="checkbox"/> Tank, Vessel, or Sump/Separator Allowed or Caused to Overfill or Overflow	1. Specify: <input type="radio"/> Valve misalignment <input type="radio"/> Incorrect reference data/calculation <input type="radio"/> Miscommunication <input type="radio"/> Inadequate monitoring <input type="radio"/> Other _____
<input type="checkbox"/> Valve Left or Placed in Wrong Position, but NOT Resulting in a Tank, Vessel, or Sump/Separator Overflow or Facility Overpressure	
<input type="checkbox"/> Pipeline or Equipment Overpressured	
<input type="checkbox"/> Equipment Not Installed Properly	
<input type="checkbox"/> Wrong Equipment Specified or Installed	
<input type="checkbox"/> Other Incorrect Operation	2. Describe: _____

Complete the following if any Incorrect Operation sub-cause is selected.

3. Was this Accident related to: *(select all that apply)*
- Inadequate procedure
 - No procedure established
 - Failure to follow procedure
 - Other: _____
4. What category type was the activity that caused the Accident:
- Construction
 - Commissioning
 - Decommissioning
 - Right-of-Way activities
 - Routine maintenance
 - Other maintenance
 - Normal operating conditions
 - Non-routine operating conditions (abnormal operations or emergencies)
5. Was the task(s) that led to the Accident identified as a covered task in your Operator Qualification Program? Yes No
- 5.a If Yes, were the individuals performing the task(s) qualified for the task(s)?
- Yes, they were qualified for the task(s)
 - No, but they were performing the task(s) under the direction and observation of a qualified individual
 - No, they were not qualified for the task(s) nor were they performing the task(s) under the direction and observation of a qualified individual

G8 – Other Accident Cause - *only one **sub-cause** can be picked from shaded left-hand column

<input type="checkbox"/> Miscellaneous	1. Describe: _____ _____
<input type="checkbox"/> Unknown	2. Specify: <input type="radio"/> Investigation complete, cause of Accident unknown <input type="radio"/> Still under investigation, cause of Accident to be determined* <i>(*Supplemental Report required)</i>

North Dakota

Hazardous Waste				
When to Report	Notification Numbers	What to Report	Written Follow-Up Reports	Citation
<p>Immediately - any spill or discharge of waste which may cause pollution of waters of the state</p> <p>Within 24 hours (unless 1 pound or less and immediately contained & cleaned up)</p>	<p>National Response Center (800) 424-8802 if water is threatened or impacted</p> <p>and</p> <p>North Dakota Dept. of Health (701) 328-5210 or ND Dept. of Emergency Services & Div. of State Radio (800) 472-2121</p>	<p>See attached online reporting form (http://www.nd.gov/des/planning/haz-chem/report/)</p>	<p>Within thirty days of detection of a release to the environment, a report containing the following information must be submitted to the department (of health):</p> <ol style="list-style-type: none"> (1) Likely route of migration of the release; (2) Characteristics of the surrounding soil (soil composition, geology, hydrogeology, climate); (3) Results of any monitoring or sampling conducted in connection with the release (if available). If sampling or monitoring data relating to the release are not available within thirty days, these data must be submitted to the department as soon as they become available; (4) Proximity to downgradient drinking water, surface water, and populated areas; and (5) Description of response actions taken or planned. 	<p>NDAC 33-24-05-109. Response to leaks or spills and disposition of leaking or unfit-for-use tank systems.</p>
RCRA Exempt Oil and Gas				
When to Report	Notification Numbers	What to Report	Written Follow-Up Reports	Citation
<p>Verbally report within 24 hours any release that:</p> <ol style="list-style-type: none"> 1) is one barrel or greater, or 2) travels offsite <p>and</p> <p>Within a reasonable time frame the operator must notify surface owners upon whose land the incident occurred or traveled</p>	<p>North Dakota Industrial Commission Oil and Gas Division (701) 328-8020</p> <p>or</p> <p>North Dakota Emergency Management 24-Hour Hotline (800)-472-2121</p> <p>and National Response Center (800) 424-8802 if water is threatened or impacted</p>	<p>See attached RCRA Exempt Reporting Form for online reporting of RCRA exempt oil field releases (crude oil, water, oil/water emulsion, drilling fluids / cuttings, well completion, treatment, and stimulation fluids, tank bottoms from product and exempt waste containment, workover wastes, packing fluids, pipe scale and other solids, hydrocarbon-bearing soil, pigging wastes from gathering lines, and oil reclamation wastes):</p> <p>https://www.dmr.nd.gov/oilgas/spills/eirform.asp</p>	<p>Written report within 10 days after cleanup including the following information: operator , description of the facility, legal description of the location, date of occurrence, date of cleanup, amount and type of each fluid involved, amount of each fluid recovered, steps taken to remedy the situation, cause, and action taken to prevent reoccurrence</p>	<p>Chapter 38-08, Title 38 of North Dakota Century Code: 43-02-03-30 NOTIFICATION OF FIRES, LEAKS, SPILLS, OR BLOWOUTS</p>

North Dakota

Non- Exempt Oil and Gas and General Environmental Release				
When to Report	Notification Numbers	What to Report	Written Follow-Up Reports	Citation
Immediately report all incidents which may potentially impact human health or safety, waters of the state, either surface water or ground water, or other impacts to the environment, must be reported.	North Dakota Dept. of Health 1 (701) 328-5210 or ND Dept. of Emergency Services & Div. of State Radio (800) 472-2121 and National Response Center (800) 424-8802 if water is threatened or impacted	See attached Environmental Incident Report form for online reporting of environmental releases at https://www.dmr.nd.gov/oilgas/spills/eirform.asp	As directed by North Dakota Department of Health contact the NDDH to obtain information on what reporting will be required)	NDAC 33-16-02.1-11 paragraph 4, bottom of page 22
Non- Exempt Oil and Gas and General Environmental Release				
When to Report	Notification Numbers	What to Report	Written Follow-Up Reports	Citation
If a release is considered a potential danger to persons offsite	911 & Local Emergency Planning Commission	Pertinent information for protection of public and emergency responders (material, hazards, wind direction, etc.) as required.	As requested	Dept. of Environmental and Natural Resources verbal instruction
Butane and Ethane				
When to Report	Notification Numbers	What to Report	Written Follow-Up Reports	Citation
If a release is considered a potential danger to persons offsite	911 & Local Emergency Planning Commission	Pertinent information for protection of public and emergency responders (material, hazards, wind direction, etc.)	As Requested	Dept. of Environmental health verbal instruction

South Dakota

Hazardous Waste

When to Report	Notification Numbers	What to Report	Written Follow-Up Reports	Citation
For waste generators that generate between 100 kilograms and 1,000 kilograms of hazardous waste per month, if a release could threaten human health outside the facility or the generator knows the spill has reached surface water	National Response Center (800) 424-8802 South Dakota Department of Environment and Natural Resources (605) 773-3153 (Office hours) (605) 773-3296 (Office hours, Spill report) (605) 773-3231 (24-hour)	The report, to be made immediately, should indicate: 1. The name, address, and EPA identification number of the generator. 2. The date, time, and type of incident. 3. The quantity and type of hazardous waste involved. 4. The extent of injuries, if any. 5. The estimated quantity and disposition of any recovered material	The report, to be made immediately, should indicate: 1. Name and telephone number of the reporter. 2. Name and address of the facility. 3. Time and type of incident. 4. Name and quantity of materials involved. 5. The extent of injuries, if any. 6. Possible hazards to human health or the environment, outside the facility. Within 15 days after the incident, a written report must be submitted to the Department, providing the above information and describing the quantity and disposition of any material recovered from the incident.	South Dakota Administrative Rules, Title 74, Section 74:28:23:01, adopting by reference 40 CFR 262.34(d) South Dakota Administrative Rules, Title 74, Section 74:28:23:01, adopting by reference 40 CFR 262.34(a), referring to 40 CFR 265.56
RCRA Exempt Oil and Gas				
When to Report	Notification Numbers	What to Report	Written Follow-Up Reports	Citation
Fires, breaks, leaks, releases, and blowouts as soon as they are discovered. 1. Threatens or is in a position to threaten an adjacent body of water, causes an immediate danger to human health or safety, or harms or threatens to harm wildlife or aquatic life. 2. Crude oil in field activities that exceeds the reportable quantity 1 barrel. 3. Petroleum or petroleum product that is greater than 25 gallons, causes a sheen on surface water, or exceeds any water quality standards. 4. Gas that exceeds 1,000,000 cubic feet. If a gas loss of less than 1,000,000 cubic feet causes the evacuation of an area or threatens public health, it must be reported immediately.	South Dakota Dept. of Environment & Natural Resources (605) 773-3296 (605) 773-3231 (24 hr) and / or National Response Center (800) 424-8802 if water is threatened or impacted	Provide the following information (DENR may also request further details): 1. The specific location of the discharge. 2. The type and amount of regulated substance discharged. 3. The responsible person's name, address, and telephone number. 4. An explanation of any response action that was taken. 5. The list of agencies notified. 6. The suspected cause of the discharge. 7. The date and time of the discharge to the extent known. 8. The immediate known impacts of the discharge.	A written report must be submitted within 30 days, including information on: 1. The location of the incident by quarter-quarter section, township, and range. 2. The date and time of the incident and the amount of oil or gas lost or destroyed. 3. The responsible person's or operator's name, address, and telephone number. 4. The surface owner's name, address, and telephone number. 5. The suspected cause of the incident and any steps or procedures used to remedy the situation, including plans for soil disposal and treatment and any additional assessment and remediation.	South Dakota Administrative Rules, Title 74, Section 74:12:04:10

South Dakota

Non- Exempt Oil and Gas and General Environmental Release

When to Report	Notification Numbers	What to Report	Written Follow-Up Reports	Citation
<p>Report releases immediately if any one of the following conditions is met:</p> <ol style="list-style-type: none"> 1. The release threatens or is in a position to threaten surface waters or groundwaters of the state. 2. The release threatens or poses an immediate danger to human health or safety. 3. The discharge harms or threatens wildlife or aquatic life. 4. The release is greater than 25 gallons, or exceeds 1 barrel or 42 gallons if it is a release of crude oil related to field activities regulated under state oil and gas conservation laws. 5. The release causes a sheen on surface water, or exceeds any groundwater or surface water quality standard. 	<p>South Dakota Dept. of Environment & Natural Resources (605) 773-3296 (605) 773-3231 (24 hr) and / or National Response Center (800) 424-8802 if water is threatened or impacted</p>	<p>Provide the following information (DENR may also request further details):</p> <ol style="list-style-type: none"> 1. The specific location of the discharge. 2. The type and amount of regulated substance discharged. 3. The responsible person's name, address, and telephone number. 4. An explanation of any response action that was taken. 5. The list of agencies notified. 6. The suspected cause of the discharge. 7. The date and time of the discharge to the extent known. 8. The immediate known impacts of the discharge. 	<p>DENR will send a follow-up report to the responsible party (see South Dakota Incident Form at page South Dakota - 7), which must be completed and submitted to the above address within 30 days. In addition, the Department requires cleanup of spills and will review the adequacy of cleanup activities.</p>	<p>South Dakota Legislative Code 74:34:01:04</p>

Non- Exempt Oil and Gas and General Environmental Release

When to Report	Notification Numbers	What to Report	Written Follow-Up Reports	Citation
<p>If a release is considered a potential danger to persons offsite</p>	<p>911 & Local Emergency Planning Commission</p>	<p>Pertinent information for protection of public and emergency responders (material, hazards, wind direction, etc.) as required.</p>	<p>As requested</p>	<p>Dept. of Environmental and Natural Resources verbal instruction</p>

Butane and Ethane

When to Report	Notification Numbers	What to Report	Written Follow-Up Reports	Citation
<p>If a release is considered a potential danger to persons offsite</p>	<p>911 & Local Emergency Planning Commission</p>	<p>Pertinent information for protection of public and emergency responders (material, hazards, wind direction, etc.) as required.</p>	<p>As requested</p>	<p>Dept. of Environmental and Natural Resources verbal instruction</p>

Appendix C- OSRO Contractor Information

- National Response Corporation (NRC)

DRAFT

AMENDMENT NUMBER THREE
PROVISION OF RESPONSE RESOURCES AGREEMENT# SLO1012005
NATIONAL RESPONSE CORPORATION

THIS AMENDMENT NUMBER THREE OF PROVISION OF RESPONSE RESOURCES AGREEMENT # SLO1012005 (this "Third Amendment") is entered into as of January 24, 2014, by and between Sunoco Pipeline L.P. and/or Sunoco Partners Marketing & Terminals L.P. ("Client"), and National Response Corporation ("Provider").

WITNESSETH:

Provider and Client are parties to that certain "Provision Of Response Resources Agreement" dated as of January 1, 2005 (the "Response Resources Agreement"), and amended pursuant to First Amendment of Response Resources Agreement dated as of May 10, 2005 ("First Amendment") and Second Amendment of Response Resources Agreement dated as of May 6, 2013 ("Second Amendment"). Provider and Client wish to amend the Response Resources Agreement and the aforementioned Amendments for the purposes of amending the Annual Retainer Fee and sections 2.6 and 12.1.

NOW THEREFORE, in consideration of the promises set forth in the Agreement and for other good and valuable consideration, the receipt of which is hereby acknowledged, and intending to be legally bound, the parties hereto agree as follows:

ARTICLE I
AMENDMENTS TO AGREEMENT

1.1 **Amendment.** In the event there is a conflict between the terms and conditions of this Amendment and the terms and conditions of the Response Resources Agreement and/or the First and Second Amendments, the terms and conditions of this Third Amendment shall control. The Response Resources Agreement, the First and Second Amendments, and this Third Amendment shall hereinafter be referred to collectively as the "Agreement".

1.2 **Amended Sections.** This Third Amendment hereby amends the following section(s) of the Response Resources Agreement:

- Section 2.6 - The first sentence is hereby deleted and replaced in its entirety with the following:

Notwithstanding any provision of this Agreement to the contrary, the Provider may, in its discretion, cease to deploy Response Resources for Response Activities of the Client or to provide any other services provided herein, if the Client fails to make or secure payment in accordance with, and within the time periods provided within, this Agreement so long as Provider provides Client with notice of such intent to withhold services and a reasonable time to cure any deficiencies.

- Section 12.1 is hereby deleted and replaced in its entirety with the following:



AMENDMENT NUMBER THREE
PROVISION OF RESPONSE RESOURCES AGREEMENT# SLO1012005
NATIONAL RESPONSE CORPORATION

12.1 The Provider and the Client (including both party's principals, employees, offices, directors, and agents) shall treat as confidential and proprietary and not disclose to others during or subsequent to the term of this Agreement, except as is necessary to perform this Agreement (and then only a confidential basis satisfactory to both parties), any information (whether verbal or written), or any description whatsoever (including any technical information, experience or data) regarding the terms of this Agreement or information regarding any spill or incident or the Provider's Response Resources and Contractors without, in each instance, securing the prior written consent of the other party, except when both parties agree that the other may disclose that the Client has contracted with the Provider or such information is otherwise in the public domain. Provider shall not discuss any details of any services provided, or details of any spill to any media, or the public in any way without the written authorization of Client. Any requests for information shall be directed to Client for handling.

- Schedule 3 ("Basic Compensation") is hereby amended to read:
 - The Annual Retainer fee is \$211,708.35 for the period of January 26, 2014 through January 25, 2015.
 - The Annual Retainer fee is \$222,293.77 for the period of January 26, 2015 through January 25, 2016.
 - The Annual Retainer fee is \$233,408.46 for the period of January 26, 2016 through January 25, 2017.
 - The Annual Retainer fee is \$245,078.88 for the period of January 26, 2017 through January 25, 2018.

ARTICLE II
GENERAL PROVISIONS

2.1 **Effective Date of Amendment.** This Third Amendment is effective as of January 24, 2014.

2.2 **Governing Law.** This Third Amendment shall be construed, governed and enforced in accordance with the laws of the Commonwealth of Pennsylvania.

2.3 **Counterparts.** This Third Amendment may be executed by the parties hereto in any number of separate counterparts and all of such counterparts when together shall be deemed to constitute one and the same instrument.

2.4 **Captions.** The paragraph headings which appear at the beginning of each Section herein are included only for convenience of reference and are not intended to constitute a part of this Third Amendment.



AMENDMENT NUMBER THREE
PROVISION OF RESPONSE RESOURCES AGREEMENT# SLO1012005
NATIONAL RESPONSE CORPORATION

2.5 **Partial Invalidity.** If any provision of this Third Amendment or the application thereof to any person or circumstances shall to any extent be held invalid, then the remainder of this Third Amendment or the application of such provision to persons or circumstances other than those to which it is held invalid shall not be affected thereby, and each provision of this Third Amendment shall be valid and enforced to the fullest extent permitted by law.

2.6 **Authorization.** The signatories to this Third Amendment are duly authorized to execute this Amendment on behalf of Provider and Client.

2.7 **Reaffirmation of Agreement.** Except as expressly amended hereby, the Agreement shall remain in full force and effect and the parties hereby ratify and confirm their rights, duties and obligations under the Agreement, including, without limitation, any waiver of jury trial therein contained.

IN WITNESS WHEREOF, the parties hereto have entered into this Third Amendment as of the day and year first written above.

Sunoco Partners Marketing & Terminals L.P.
and/or Sunoco Pipeline L.P. ("Client")

National Response Corporation
("Provider")

(see)

By: *McCamare*

By: *Deborah Wick*

Name: *Maria Camarre*

Name: *DEBORAH Wick*

Title: *Sourcing Analyst*

Title: *DIRECTOR of CLIENT SERV.*

Date: *1/28/2014*

Date: *Jan 28, 2014*

National Response Corporation
Resource Availability By Type

Equipment Types: Boom/Portable Storage/Skimmer/Support Equipment/Vacuum System/Vessel

Zone: Williston, ND

Williston ND - Case# DM15-0085

April 20, 2015

00 to 06 hours (* Does not include recall/mobilization time)

ContractorLocation

Boom

>=6 and <18 inch

Description	Stencil #	Quantity	EDRC	Storage	Owner	City	State	*Time Away (hr:mm)
8" Boom	0	10,000	0	0	ICN	Williston	ND	00:04
6" Boom	0	300	0	0	ICN	Sidney	MT	01:05
10" Boom	BM10-001	1,000	0	0	NRC	Beulah	ND	02:51
Sub Total >=6 and <18 inch:		11300	0	0				

18"

Description	Stencil #	Quantity	EDRC	Storage	Owner	City	State	*Time Away (hr:mm)
Containment Boom	0	8,500	0	0	ICN	Williston	ND	00:04
18" Boom	0	1,700	0	0	ICN	Williston	ND	00:06
18" Boom	0	1,200	0	0	ICN	Sidney	MT	01:05
18" Boom	0	4,500	0	0	ICN	Minot	ND	03:04
Sub Total 18":		15900	0	0				
Total Boom:		27200	0	0				

Portable Storage

Portable Tank

Description	Stencil #	Quantity	EDRC	Storage	Owner	City	State	*Time Away (hr:mm)
55 Gallon Drum	0	88	0	0	ICN	Williston	ND	00:04
Tote Tank	0	12	0	72	ICN	Williston	ND	00:04
Pillow Tank	ELS-39	1	0	24	NRC	Columbus	ND	01:50
Pillow Tank	ELS-40	1	0	24	NRC	Columbus	ND	01:50
Pillow Tank	ELS-41	1	0	24	NRC	Columbus	ND	01:50
Pillow Tank	ELS-38	1	0	24	NRC	Columbus	ND	01:50
Pillow Tank	ELS-42	1	0	24	NRC	Beulah	ND	02:51
Pillow Tank	ELS-43	1	0	24	NRC	Beulah	ND	02:51
Pillow Tank	ELS-58	1	0	24	NRC	Beulah	ND	02:51
Pillow Tank	ELS-59	1	0	24	NRC	Beulah	ND	02:51
Sub Total Portable Tank:		108	0	264				
Total Portable Storage:		108	0	264				

Skimmer

Drum

Description	Stencil #	Quantity	EDRC	Storage	Owner	City	State	*Time Away (hr:mm)
Small Drum Skimmer	0	2	342	0	ICN	Williston	ND	00:04
23' Drum Skimmer	0	2	342	0	ICN	Williston	ND	00:06
36" Drum Skimmer	0	2	494	0	ICN	Williston	ND	00:06

00 to 06 hours (* Does not include recall/mobilization time)

ContractorLocation

Elastec TDS118 Skimmer	0	2	480	0	ICN	Environmental Restoration LLC	Sidney	MT	01:05
Sub Total Drum:		8	1658	0					

Floating Suction

Description	Stencil #	Quantity	EDRC	Storage	Owner	City	State	*Time Away (hr:mm)	
Floating Suction Skimmer	0	1	274	0	ICN	Strata Corporation (Earthmover)	Minot	ND	03:04
Sub Total Floating Suction:		1	274	0					

Oleophilic Disk

Description	Stencil #	Quantity	EDRC	Storage	Owner	City	State	*Time Away (hr:mm)	
Crucial ORD Disk Skimmer	ORD-003	1	342	0	NRC	Global Companies LLC (Columbus, ND)	Columbus	ND	01:50
Crucial ORD Disk Skimmer	ORD-005	1	342	0	NRC	Basin Transload Beulah	Beulah	ND	02:51
Sub Total Oleophilic Disk:		2	684	0					
Total Skimmer:		11	2616	0					

Support Equipment

Blower

Description	Stencil #	Quantity	EDRC	Storage	Owner	City	State	*Time Away (hr:mm)	
Various Blower	0	7	0	0	ICN	Clean Harbors Environmental Services	Williston	ND	00:04
Sub Total Blower:		7	0	0					

Communications

Description	Stencil #	Quantity	EDRC	Storage	Owner	City	State	*Time Away (hr:mm)	
Mobile Command Unit	0	1	0	0	ICN	Clean Harbors Environmental Services	Williston	ND	00:04
Mobile Command Center	0	1	0	0	ICN	Strata Corporation (Earthmover)	Minot	ND	03:04
Office Trailer	0	1	0	0	ICN	Clean Harbors Environmental Services	Regina	Canada	04:43
Sub Total Communications:		3	0	0					

Compressor

Description	Stencil #	Quantity	EDRC	Storage	Owner	City	State	*Time Away (hr:mm)	
Compressor	0	4	0	0	ICN	Franz Construction, Inc.	Sidney	MT	01:06
Compressor	0	1	0	0	ICN	Strata Corporation (Earthmover)	Minot	ND	03:04
Sub Total Compressor:		5	0	0					

Crane Truck

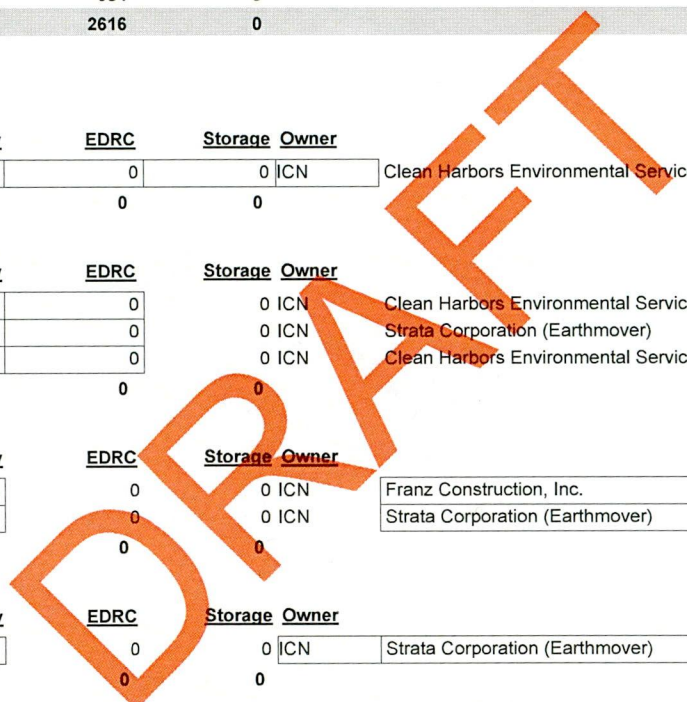
Description	Stencil #	Quantity	EDRC	Storage	Owner	City	State	*Time Away (hr:mm)	
Crane Truck	0	1	0	0	ICN	Strata Corporation (Earthmover)	Minot	ND	03:04
Sub Total Crane Truck:		1	0	0					

Dump Truck/Trailer

Description	Stencil #	Quantity	EDRC	Storage	Owner	City	State	*Time Away (hr:mm)	
Tractor	0	5	0	0	ICN	Clean Harbors Environmental Services	Williston	ND	00:04
Dump Truck	0	1	0	0	ICN	Clean Harbors Environmental Services	Williston	ND	00:04
Dump Truck	0	12	0	0	ICN	Strata Corporation (Earthmover)	Williston	ND	00:06
End Dumps	0	13	0	0	ICN	Strata Corporation (Earthmover)	Minot	ND	03:04
Dump Truck	0	3	0	0	ICN	Strata Corporation (Earthmover)	Minot	ND	03:04
Sub Total Dump Truck/Trailer:		34	0	0					

Earth Moving Equipment

Description	Stencil #	Quantity	EDRC	Storage	Owner	City	State	*Time Away (hr:mm)
-------------	-----------	----------	------	---------	-------	------	-------	--------------------



00 to 06 hours (* Does not include recall/mobilization time)

ContractorLocation

Description	Quantity	EDRC	Storage	Owner	City	State	*Time Away (hr:mm)
Backhoe	1	0	0	ICN	Clean Harbors Environmental Services	Williston	ND 00:04
Dozer	4	0	0	ICN	Strata Corporation (Earthmover)	Williston	ND 00:06
Excavator	6	0	0	ICN	Strata Corporation (Earthmover)	Williston	ND 00:06
Rubber Tire Backhoe	1	0	0	ICN	Garner Environmental Services, Inc.	Williston	ND 00:06
Rubber Track Front Loader	1	0	0	ICN	Garner Environmental Services, Inc.	Williston	ND 00:06
Skidsteer	1	0	0	ICN	Environmental Restoration LLC	Sidney	MT 01:05
Scraper	30	0	0	ICN	Franz Construction, Inc.	Sidney	MT 01:06
Grader	12	0	0	ICN	Franz Construction, Inc.	Sidney	MT 01:06
Dozer	20	0	0	ICN	Franz Construction, Inc.	Sidney	MT 01:06
Track Hoe	3	0	0	ICN	Franz Construction, Inc.	Sidney	MT 01:06
Excavator	6	0	0	ICN	Franz Construction, Inc.	Sidney	MT 01:06
Back-Hoe	2	0	0	ICN	Franz Construction, Inc.	Sidney	MT 01:06
Extend-A Hoe	2	0	0	ICN	Franz Construction, Inc.	Sidney	MT 01:06
Loader	31	0	0	ICN	Franz Construction, Inc.	Sidney	MT 01:06
Skid-Steer	8	0	0	ICN	Franz Construction, Inc.	Sidney	MT 01:06
Roller	10	0	0	ICN	Strata Corporation (Earthmover)	Minot	ND 03:04
Loader	26	0	0	ICN	Strata Corporation (Earthmover)	Minot	ND 03:04
Excavator	29	0	0	ICN	Strata Corporation (Earthmover)	Minot	ND 03:04
Skid Steer	15	0	0	ICN	Strata Corporation (Earthmover)	Minot	ND 03:04
Grader	2	0	0	ICN	Strata Corporation (Earthmover)	Minot	ND 03:04
Scraper	5	0	0	ICN	Strata Corporation (Earthmover)	Minot	ND 03:04
Dozer	10	0	0	ICN	Strata Corporation (Earthmover)	Minot	ND 03:04
Sub Total Earth Moving Equipment:	225	0	0				

Flatbed Trailer

Description	Stencil #	Quantity	EDRC	Storage	Owner	City	State	*Time Away (hr:mm)
Equipment Trailer	0	1	0	0	ICN	Environmental Restoration LLC	Sidney	MT 01:05
Stakebed	0	2	0	0	ICN	Environmental Restoration LLC	Sidney	MT 01:05
Flatbed Trailer	0	4	0	0	ICN	Strata Corporation (Earthmover)	Minot	ND 03:04
Tandem Trailer	0	1	0	0	ICN	Strata Corporation (Earthmover)	Minot	ND 03:04
Flat Deck Trailer	0	4	0	0	ICN	Clean Harbors Environmental Services	Regina	Canada 04:43
Sub Total Flatbed Trailer:		12	0	0				

Generator

Description	Stencil #	Quantity	EDRC	Storage	Owner	City	State	*Time Away (hr:mm)
Generator	0	14	0	0	ICN	Franz Construction, Inc.	Sidney	MT 01:06
Generator	0	1	0	0	ICN	Strata Corporation (Earthmover)	Minot	ND 03:04
Generator	0	1	0	0	ICN	Clean Harbors Environmental Services	Regina	Canada 04:43
Sub Total Generator:		16	0	0				

Pick-Up Truck

Description	Stencil #	Quantity	EDRC	Storage	Owner	City	State	*Time Away (hr:mm)
Pick-Up Truck	0	2	0	0	ICN	Clean Harbors Environmental Services	Williston	ND 00:04
UTV	0	2	0	0	ICN	Clean Harbors Environmental Services	Williston	ND 00:04
Pick-Up Truck	0	2	0	0	ICN	Strata Corporation (Earthmover)	Williston	ND 00:06
Pick-Up Truck	0	3	0	0	ICN	Environmental Restoration LLC	Sidney	MT 01:05
Pick-Up Truck	0	71	0	0	ICN	Franz Construction, Inc.	Sidney	MT 01:06
Pick-Up Truck	0	48	0	0	ICN	Strata Corporation (Earthmover)	Minot	ND 03:04
Pick-Up Truck	0	7	0	0	ICN	Clean Harbors Environmental Services	Regina	Canada 04:43
Sub Total Pick-Up Truck:		135	0	0				

00 to 06 hours (* Does not include recall/mobilization time)

ContractorLocation

Pressure Washer

Description	Stencil #	Quantity	EDRC	Storage	Owner	City	State	*Time Away (hr:mm)
Pressure Washer	0	1	0	0	ICN	Strata Corporation (Earthmover)	Minot	ND 03:04
Pressure Washer	0	1	0	0	ICN	Clean Harbors Environmental Services	Regina	Canada 04:43
High Pressure Water Blaster	0	4	0	0	ICN	Clean Harbors Environmental Services	Regina	Canada 04:43
Mobile Hotsy	0	1	0	0	ICN	Clean Harbors Environmental Services	Regina	Canada 04:43

Sub Total Pressure Washer: 7 0 0

Roll-Off Container

Description	Stencil #	Quantity	EDRC	Storage	Owner	City	State	*Time Away (hr:mm)
Vacuum Box Containers	0	16	0	0	ICN	Clean Harbors Environmental Services	Williston	ND 00:04
20 yd Roll Off Container	0	6	0	0	ICN	Garner Environmental Services, Inc.	Williston	ND 00:06

Sub Total Roll-Off Container: 22 0 0

SCBA

Description	Stencil #	Quantity	EDRC	Storage	Owner	City	State	*Time Away (hr:mm)
SCBA	0	6	0	0	ICN	Strata Corporation (Earthmover)	Minot	ND 03:04

Sub Total SCBA: 6 0 0

Steam Cleaner

Description	Stencil #	Quantity	EDRC	Storage	Owner	City	State	*Time Away (hr:mm)
Steamer	0	1	0	0	ICN	Clean Harbors Environmental Services	Regina	Canada 04:43

Sub Total Steam Cleaner: 1 0 0

Support Truck

Description	Stencil #	Quantity	EDRC	Storage	Owner	City	State	*Time Away (hr:mm)
Support Truck	0	5	0	0	ICN	Strata Corporation (Earthmover)	Minot	ND 03:04

Sub Total Support Truck: 5 0 0

Truck - Semi

Description	Stencil #	Quantity	EDRC	Storage	Owner	City	State	*Time Away (hr:mm)
Roll Off Truck Bobtail	0	1	0	0	ICN	Garner Environmental Services, Inc.	Williston	ND 00:06
Tractor	0	14	0	0	ICN	Franz Construction, Inc.	Sidney	MT 01:06
Tractor	0	1	0	0	ICN	Clean Harbors Environmental Services	Regina	Canada 04:43

Sub Total Truck - Semi: 16 0 0

Utility Trailer

Description	Stencil #	Quantity	EDRC	Storage	Owner	City	State	*Time Away (hr:mm)
Vessel Transport Trailer	0	1	0	0	ICN	Clean Harbors Environmental Services	Williston	ND 00:04
Boat Trailer	0	2	0	0	ICN	Clean Harbors Environmental Services	Williston	ND 00:04
Response Trailer	0	2	0	0	ICN	Garner Environmental Services, Inc.	Williston	ND 00:06
Boom Trailer	0	1	0	0	ICN	Environmental Restoration LLC	Sidney	MT 01:05
Utility Trailer	0	2	0	0	ICN	Environmental Restoration LLC	Sidney	MT 01:05
Fast Response Trailer	738	1	0	0	NRC	Global Companies LLC (Columbus, ND)	Columbus	ND 01:50
Fast Response Trailer	739	1	0	0	NRC	Basin Transload Beulah	Beulah	ND 02:51
Small Trailer	0	18	0	0	ICN	Strata Corporation (Earthmover)	Minot	ND 03:04

Sub Total Utility Trailer: 28 0 0

Utility Truck

Description	Stencil #	Quantity	EDRC	Storage	Owner	City	State	*Time Away (hr:mm)
Utility Vehicle	0	2	0	0	ICN	Environmental Restoration LLC	Sidney	MT 01:05

Sub Total Utility Truck: 2 0 0

Van Trailer

Description	Stencil #	Quantity	EDRC	Storage	Owner	City	State	*Time Away (hr:mm)
Red Enclosed Trailer	0	2	0	0	ICN	Clean Harbors Environmental Services	Williston	ND 00:04
Lab Trailer	0	1	0	0	ICN	Strata Corporation (Earthmover)	Minot	ND 03:04
Decon Trailer	0	1	0	0	ICN	Strata Corporation (Earthmover)	Minot	ND 03:04
Boom Trailer	0	2	0	0	ICN	Strata Corporation (Earthmover)	Minot	ND 03:04
Van Trailers	0	1	0	0	ICN	Clean Harbors Environmental Services	Regina	Canada 04:43
Sub Total Van Trailer:		7	0	0				
Total Support Equipment:		532	0	0				

Vacuum System

Vacuum Trailer

Description	Stencil #	Quantity	EDRC	Storage	Owner	City	State	*Time Away (hr:mm)
Trailer Skid Vac	0	1	343	71	ICN	Clean Harbors Environmental Services	Williston	ND 00:04
Vacuum Trailer	0	1	542	71	ICN	Strata Corporation (Earthmover)	Williston	ND 00:06
Vacuum Trailer	0	1	343	20	ICN	Strata Corporation (Earthmover)	Minot	ND 03:04
Sub Total Vacuum Trailer:		3	1228	162				

Vacuum Transfer Unit

Description	Stencil #	Quantity	EDRC	Storage	Owner	City	State	*Time Away (hr:mm)
Cyclone Vactor Guzzler	0	2	686	0	ICN	Clean Harbors Environmental Services	Williston	ND 00:04
Vacuum Transfer Unit	0	1	343	0	ICN	Clean Harbors Environmental Services	Williston	ND 00:04
Cusco Portable Vacuum Tranfer Unit	0	1	549	71	ICN	Garner Environmental Services, Inc.	Williston	ND 00:06
Sub Total Vacuum Transfer Unit:		4	1578	71				

Vacuum Truck

Description	Stencil #	Quantity	EDRC	Storage	Owner	City	State	*Time Away (hr:mm)
High Powered Vacuum Truck	0	5	1,715	355	ICN	Clean Harbors Environmental Services	Williston	ND 00:04
Vacuum Tanker	0	1	343	119	ICN	Clean Harbors Environmental Services	Williston	ND 00:04
Vacuum Truck	0	1	528	71	ICN	Strata Corporation (Earthmover)	Williston	ND 00:06
Vacuum Truck	0	1	4,032	71	ICN	Environmental Restoration LLC	Sidney	MT 01:05
Vacuum Truck	0	1	343	71	ICN	Strata Corporation (Earthmover)	Minot	ND 03:04
Vacuum Truck	0	1	343	71	ICN	Clean Harbors Environmental Services	Regina	Canada 04:43
Presvac	0	3	1,029	213	ICN	Clean Harbors Environmental Services	Regina	Canada 04:43
Sub Total Vacuum Truck:		13	8333	971				
Total Vacuum System:		20	11139	1204				

Vessel

Deployment Craft (< 25 foot)

Description	Stencil #	Quantity	EDRC	Storage	Owner	City	State	*Time Away (hr:mm)
18' Deployment Craft	0	2	0	0	ICN	Clean Harbors Environmental Services	Williston	ND 00:04
28' Deployment Craft	0	1	0	0	ICN	Clean Harbors Environmental Services	Williston	ND 00:04
Response Boat Custom Flat	0	2	0	0	ICN	Garner Environmental Services, Inc.	Williston	ND 00:06
17' Deployment Craft	0	1	0	0	ICN	Environmental Restoration LLC	Sidney	MT 01:05
28' Deployment Craft	0	1	0	0	ICN	Environmental Restoration LLC	Sidney	MT 01:05
17' Deployment Craft	0	1	0	0	ICN	Environmental Restoration LLC	Sidney	MT 01:05
Sub Total Deployment Craft (< 25 foot):		8	0	0				

00 to 06 hours (* Does not include recall/mobilization time)

ContractorLocation

Deployment Craft (> 25 foot)

<u>Description</u>	<u>Stencil #</u>	<u>Quantity</u>	<u>EDRC</u>	<u>Storage</u>	<u>Owner</u>	<u>City</u>	<u>State</u>	<u>*Time Away (hr:mm)</u>
30' Deployment Craft	0	1	0	0	ICN	Clean Harbors Environmental Services	Williston	ND 00:04
Sub Total Deployment Craft (> 25 foot):		1	0	0				
Total Vessel:		9	0	0				
Total 00 to 06 hours:			13755	1,468.00				
Running Total from 0 to unknown:			13755	1468				

DRAFT

Boom

18"

Description	Stencil #	Quantity	EDRC	Storage	Owner	City	State	*Time Away (hr:mm)	
18" Boom	0	200	0	0	ICN	Euroway Industrial Services	Winnipeg	Canada	09:18
18" Boom	0	1,400	0	0	ICN	Beltrami Industrial Services	Solway	MN	11:24
18" Boom	0	1,000	0	0	ICN	OSI Environmental, Inc.	Bemidji	MN	11:37
Sub Total 18":		2600	0	0					
Total Boom:		2600	0	0					

Portable Storage

Frac Tank

Description	Stencil #	Quantity	EDRC	Storage	Owner	City	State	*Time Away (hr:mm)	
Frac Tank	0	2	0	952	ICN	Beltrami Industrial Services	Solway	MN	11:24
Sub Total Frac Tank:		2	0	952					

Portable Tank

Description	Stencil #	Quantity	EDRC	Storage	Owner	City	State	*Time Away (hr:mm)	
Poly Tank	0	1	0	12	ICN	Clean Harbors Environmental Services	Winnipeg	Canada	09:10
Sub Total Portable Tank:		1	0	12					
Total Portable Storage:		3	0	964					

Skimmer

Drum

Description	Stencil #	Quantity	EDRC	Storage	Owner	City	State	*Time Away (hr:mm)	
Medium Drum Skimmer	0	1	240	0	ICN	Euroway Industrial Services	Winnipeg	Canada	09:18
Sub Total Drum:		1	240	0					
Total Skimmer:		1	240	0					

Support Equipment

Communications

Description	Stencil #	Quantity	EDRC	Storage	Owner	City	State	*Time Away (hr:mm)	
Command Post Trailer	0	1	0	0	ICN	Beltrami Industrial Services	Solway	MN	11:24
Sub Total Communications:		1	0	0					

Compressor

Description	Stencil #	Quantity	EDRC	Storage	Owner	City	State	*Time Away (hr:mm)	
Compressor	0	1	0	0	ICN	Clean Harbors Environmental Services	Winnipeg	Canada	09:10
Air Compressor	0	1	0	0	ICN	Prairie Consulting Group	Watertown	SD	10:54
Compressor	0	1	0	0	ICN	Beltrami Industrial Services	Solway	MN	11:24
Sub Total Compressor:		3	0	0					

Crane Truck

Description	Stencil #	Quantity	EDRC	Storage	Owner	City	State	*Time Away (hr:mm)	
Sideboom/Padded	0	1	0	0	ICN	Hulcher Services, INC.	Laurel	MT	08:24
Sideboom/Steel	0	1	0	0	ICN	Hulcher Services, INC.	Laurel	MT	08:24
Sub Total Crane Truck:		2	0	0					

06 to 12 hours (* Does not include recall/mobilization time)

ContractorLocation

Dump Truck/Trailer

Description	Stencil #	Quantity	EDRC	Storage	Owner	City	State	*Time Away (hr:mm)
Dump Truck	0	1	0	0	ICN	Beltrami Industrial Services	Solway	MN 11:24
Dump Truck	0	1	0	0	ICN	Olympus Technical Services, Inc.	Helena	MT 11:32
Sub Total Dump Truck/Trailer:		2	0	0				

Earth Moving Equipment

Description	Stencil #	Quantity	EDRC	Storage	Owner	City	State	*Time Away (hr:mm)
977 Track Loader	0	1	0	0	ICN	Hulcher Services, INC.	Laurel	MT 08:24
Crawler Loader	0	1	0	0	ICN	Beltrami Industrial Services	Solway	MN 11:24
Backhoe	0	1	0	0	ICN	Beltrami Industrial Services	Solway	MN 11:24
Skidsteer Loader	0	1	0	0	ICN	Beltrami Industrial Services	Solway	MN 11:24
Caterpillar	0	1	0	0	ICN	Beltrami Industrial Services	Solway	MN 11:24
Excavator	0	1	0	0	ICN	Beltrami Industrial Services	Solway	MN 11:24
Backhoe	0	1	0	0	ICN	Olympus Technical Services, Inc.	Helena	MT 11:32
Skidsteer	0	1	0	0	ICN	Olympus Technical Services, Inc.	Helena	MT 11:32
Excavator	0	1	0	0	ICN	Olympus Technical Services, Inc.	Helena	MT 11:32
Skidsteer	0	1	0	0	ICN	Olympus Technical Services, Inc.	Helena	MT 11:32
Sub Total Earth Moving Equipment:		10	0	0				

Flatbed Trailer

Description	Stencil #	Quantity	EDRC	Storage	Owner	City	State	*Time Away (hr:mm)
Flatbed Trailer	0	1	0	0	ICN	Euroway Industrial Services	Winnipeg	Canada 09:18
Flatbed Trailer	0	1	0	0	ICN	Euroway Industrial Services	Winnipeg	Canada 09:18
Lowboy Trailer	0	1	0	0	ICN	Beltrami Industrial Services	Solway	MN 11:24
Sub Total Flatbed Trailer:		3	0	0				

Fork Lift

Description	Stencil #	Quantity	EDRC	Storage	Owner	City	State	*Time Away (hr:mm)
Forklift	0	1	0	0	ICN	OSI Environmental, Inc.	Moorhead	MN 09:31
Forklift	0	1	0	0	ICN	Beltrami Industrial Services	Solway	MN 11:24
Forklifts	0	1	0	0	ICN	OSI Environmental, Inc.	Bemidji	MN 11:37
Sub Total Fork Lift:		3	0	0				

Generator

Description	Stencil #	Quantity	EDRC	Storage	Owner	City	State	*Time Away (hr:mm)
Generator	0	2	0	0	ICN	Euroway Industrial Services	Winnipeg	Canada 09:18
Generator	0	1	0	0	ICN	Beltrami Industrial Services	Solway	MN 11:24
Generator	0	1	0	0	ICN	OSI Environmental, Inc.	Bemidji	MN 11:37
Sub Total Generator:		4	0	0				

Pick-Up Truck

Description	Stencil #	Quantity	EDRC	Storage	Owner	City	State	*Time Away (hr:mm)
Pick-Up Truck	0	3	0	0	ICN	Clean Harbors Environmental Services	Winnipeg	Canada 09:10
Pick-Up Truck	0	2	0	0	ICN	Prairie Consulting Group	Watertown	SD 10:54
Pick-Up Truck	0	4	0	0	ICN	Beltrami Industrial Services	Solway	MN 11:24
Pick-Up Truck	0	2	0	0	ICN	OSI Environmental, Inc.	Bemidji	MN 11:37
Sub Total Pick-Up Truck:		11	0	0				

Pressure Washer

06 to 12 hours (* Does not include recall/mobilization time)

ContractorLocation

Description	Stencil #	Quantity	EDRC	Storage	Owner	City	State	*Time Away (hr:mm)
Pressure Washer-Hot	0	1	0	0	ICN	Clean Harbors Environmental Services	Winnipeg	Canada 09:10
Waterblast Unit	0	1	0	0	ICN	Clean Harbors Environmental Services	Winnipeg	Canada 09:10
Pressure Washer	0	1	0	0	ICN	Prairie Consulting Group	Watertown	SD 10:54
Pressure Washer	0	1	0	0	ICN	Beltrami Industrial Services	Solway	MN 11:24
Pressure Washer	0	1	0	0	ICN	OSI Environmental, Inc.	Bemidji	MN 11:37

Sub Total Pressure Washer: 5 0 0

Roll-off Truck

Description	Stencil #	Quantity	EDRC	Storage	Owner	City	State	*Time Away (hr:mm)
Roll-off Truck	0	1	0	0	ICN	Beltrami Industrial Services	Solway	MN 11:24

Sub Total Roll-off Truck: 1 0 0

SCBA

Description	Stencil #	Quantity	EDRC	Storage	Owner	City	State	*Time Away (hr:mm)
SCBA	0	2	0	0	ICN	Beltrami Industrial Services	Solway	MN 11:24
SCBA	0	1	0	0	ICN	OSI Environmental, Inc.	Bemidji	MN 11:37

Sub Total SCBA: 3 0 0

Steam Cleaner

Description	Stencil #	Quantity	EDRC	Storage	Owner	City	State	*Time Away (hr:mm)
Steamer Truck	0	1	0	0	ICN	Clean Harbors Environmental Services	Winnipeg	Canada 09:10

Sub Total Steam Cleaner: 1 0 0

Truck - Semi

Description	Stencil #	Quantity	EDRC	Storage	Owner	City	State	*Time Away (hr:mm)
Tractor	0	1	0	0	ICN	Beltrami Industrial Services	Solway	MN 11:24

Sub Total Truck - Semi: 1 0 0

Utility Truck

Description	Stencil #	Quantity	EDRC	Storage	Owner	City	State	*Time Away (hr:mm)
Box Truck	0	1	0	0	ICN	OSI Environmental, Inc.	Moorhead	MN 09:31
Response Truck	0	1	0	0	ICN	OSI Environmental, Inc.	Bemidji	MN 11:37
Box Truck	0	1	0	0	ICN	OSI Environmental, Inc.	Bemidji	MN 11:37

Sub Total Utility Truck: 3 0 0

Van Trailer

Description	Stencil #	Quantity	EDRC	Storage	Owner	City	State	*Time Away (hr:mm)
Response Trailer with Semi	0	1	0	0	ICN	Prairie Consulting Group	Watertown	SD 10:54
Recovery Spill Trailer	0	1	0	0	ICN	Beltrami Industrial Services	Solway	MN 11:24
Response Trailer	0	1	0	0	ICN	OSI Environmental, Inc.	Bemidji	MN 11:37

Sub Total Van Trailer: 3 0 0

Workboat Trailer

Description	Stencil #	Quantity	EDRC	Storage	Owner	City	State	*Time Away (hr:mm)
Workboat Trailer	0	1	0	0	ICN	Euoway Industrial Services	Winnipeg	Canada 09:18

Sub Total Workboat Trailer: 1 0 0

Total Support Equipment: 57 0 0

Vacuum System

Vacuum Trailer

06 to 12 hours (* Does not include recall/mobilization time)

ContractorLocation

Description	Stencil #	Quantity	EDRC	Storage	Owner	City	State	*Time Away (hr:mm)
Vacuum Trailer	0	1	0	0	ICN	Olympus Technical Services, Inc.	Helena	MT 11:32
Vacuum Trailer	0	1	0	24	ICN	Olympus Technical Services, Inc.	Helena	MT 11:32
Sub Total Vacuum Trailer:		2	0	24				

Vacuum Truck

Description	Stencil #	Quantity	EDRC	Storage	Owner	City	State	*Time Away (hr:mm)
Vacuum Straight Truck	0	1	343	71	ICN	Clean Harbors Environmental Services	Winnipeg	Canada 09:10
Pump Truck	0	1	651	71	ICN	OSI Environmental, Inc.	Moorhead	MN 09:31
Vacuum Truck	0	1	343	71	ICN	Beltrami Industrial Services	Solway	MN 11:24
Vacuum Truck	0	1	343	71	ICN	OSI Environmental, Inc.	Bemidji	MN 11:37
Pump Truck	0	1	651	71	ICN	OSI Environmental, Inc.	Bemidji	MN 11:37
Sub Total Vacuum Truck:		5	2331	355				
Total Vacuum System:		7	2331	379				

Vessel

Deployment Craft (< 25 foot)

Description	Stencil #	Quantity	EDRC	Storage	Owner	City	State	*Time Away (hr:mm)
16' Deployment Craft	0	1	0	0	ICN	Euroway Industrial Services	Winnipeg	Canada 09:18
18' Deployment Craft	0	1	0	0	ICN	Prairie Consulting Group	Watertown	SD 10:54
Sub Total Deployment Craft (< 25 foot):		2	0	0				
Total Vessel:		2	0	0				
Total 06 to 12 hours:			2571	1,343.00				
Running Total from 0 to unknown:			16326	2811				

DRAFT

National Response Corporation
Resource Availability By Type

Equipment Types: Support Equipment

Zone: Bismarck, ND

dEMO - Case# DM15-0099
May 04, 2015

00 to 06 hours (* Does not include recall/mobilization time)

Support Equipment

Earth Moving Equipment

Description	Stencil #	Quantity	EDRC	Storage	Owner	City	State	*Time Away (hr:mm)
Roller	0	10	0	0	ICN	Minot	ND	02:51
Loader	0	26	0	0	ICN	Minot	ND	02:51
Excavator	0	29	0	0	ICN	Minot	ND	02:51
Skid Steer	0	15	0	0	ICN	Minot	ND	02:51
Grader	0	2	0	0	ICN	Minot	ND	02:51
Scraper	0	5	0	0	ICN	Minot	ND	02:51
Dozer	0	10	0	0	ICN	Minot	ND	02:51
Backhoe	0	1	0	0	ICN	Williston	ND	04:38
Dozer	0	4	0	0	ICN	Williston	ND	04:39
Excavator	0	6	0	0	ICN	Williston	ND	04:39
Rubber Tire Backhoe	0	1	0	0	ICN	Williston	ND	04:41
Rubber Track Front Loader	0	1	0	0	ICN	Williston	ND	04:41
Scraper	0	30	0	0	ICN	Sidney	MT	04:51
Track Hoe	0	3	0	0	ICN	Sidney	MT	04:51
Excavator	0	6	0	0	ICN	Sidney	MT	04:51
Back-Hoe	0	2	0	0	ICN	Sidney	MT	04:51
Extend-A Hoe	0	2	0	0	ICN	Sidney	MT	04:51
Loader	0	31	0	0	ICN	Sidney	MT	04:51
Skid-Steer	0	8	0	0	ICN	Sidney	MT	04:51
Grader	0	12	0	0	ICN	Sidney	MT	04:51
Dozer	0	20	0	0	ICN	Sidney	MT	04:51
Skidsteer	0	1	0	0	ICN	Sidney	MT	04:52
Sub Total Earth Moving Equipment:		225	0	0				

Roll-Off Container

Description	Stencil #	Quantity	EDRC	Storage	Owner	City	State	*Time Away (hr:mm)
Vacuum Box Containers	0	16	0	0	ICN	Williston	ND	04:38
20 yd Roll Off Container	0	6	0	0	ICN	Williston	ND	04:41

Sub Total Roll-Off Container: 22 0 0

Total Support Equipment: 247 0 0

Total 00 to 06 hours: 0 0

Running Total from 0 to unknown: 0 0

Support Equipment

Earth Moving Equipment

Description	Stencil #	Quantity	EDRC	Storage	Owner	City	State	*Time Away (hr:mm)
Crawler Loader	0	1	0	0	ICN	Solway	MN	07:48
Backhoe	0	1	0	0	ICN	Solway	MN	07:48
Skidsteer Loader	0	1	0	0	ICN	Solway	MN	07:48
Caterpillar	0	1	0	0	ICN	Solway	MN	07:48
Excavator	0	1	0	0	ICN	Solway	MN	07:48
Track Loader	0	1	0	0	ICN	Roseville	MN	10:59
977 Track Loader	0	1	0	0	ICN	Laurel	MT	11:03
Backhoe-Loader	0	1	0	0	ICN	Eveleth	MN	11:07
Skid Steer-Loader	0	1	0	0	ICN	Eveleth	MN	11:07
Backhoe	0	1	0	0	ICN	North Platte	NE	11:09
Wheel Loader	0	1	0	0	ICN	North Platte	NE	11:09
Uniloader	0	1	0	0	ICN	North Platte	NE	11:09
Trackhoe-Mini	0	1	0	0	ICN	North Platte	NE	11:09
Toolcat	0	1	0	0	ICN	North Platte	NE	11:09
325 Excavator	0	1	0	0	ICN	North Platte	NE	11:10
966 Wheel Loader	0	1	0	0	ICN	North Platte	NE	11:10
Backhoe	0	1	0	0	ICN	Duluth	MN	11:39
Skid Steer	0	1	0	0	ICN	Duluth	MN	11:39
Mini Excavator	0	1	0	0	ICN	Duluth	MN	11:39
Mini Excavator	0	1	0	0	ICN	Duluth	MN	11:39
Skid Steer with Tracks	0	1	0	0	ICN	Duluth	MN	11:39
track Loader	0	1	0	0	ICN	Hudson	WI	11:40
Excavator	0	2	0	0	ICN	Hudson	WI	11:40
Skid Steer	0	1	0	0	ICN	Hudson	WI	11:40
Sub Total Earth Moving Equipment:		25	0	0				

Roll-Off Container

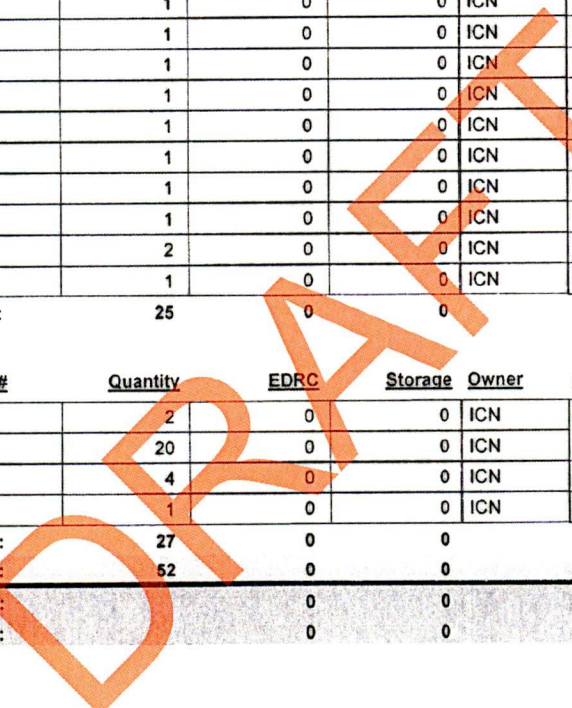
Description	Stencil #	Quantity	EDRC	Storage	Owner	City	State	*Time Away (hr:mm)
Roll-Off Box	0	2	0	0	ICN	Anoka	MN	10:34
Roll-Off Container	0	20	0	0	ICN	Eveleth	MN	11:07
Haz Roll-Off	0	4	0	0	ICN	North Platte	NE	11:09
Non-Haz Roll-Off	0	1	0	0	ICN	North Platte	NE	11:09

Sub Total Roll-Off Container:

Total Support Equipment:

Total 06 to 12 hours:

Running Total from 0 to unknown:



National Response Corporation Equipment Types: Vacuum System
 Resource Availability By Type

Zone: Bismarck, ND

dEMO - Case# DM15-0099
 May 04, 2015

00 to 06 hours (* Does not include recall/mobilization time)

Vacuum System

Vacuum Truck

Description	Stencil #	Quantity	EDRC	Storage	Owner	City	State	*Time Away (hr:mm)
Vacuum Truck	0	1	343	71	ICN	Minot	ND	02:51
High Powered Vacuum Truck	0	5	1715	355	ICN	Williston	ND	04:38
Vacuum Tanker	0	1	343	119	ICN	Williston	ND	04:38
Vacuum Truck	0	1	528	71	ICN	Williston	ND	04:39
Vacuum Truck	0	1	4032	71	ICN	Sidney	MT	04:52
Pump Truck	0	1	651	71	ICN	Moorhead	MN	05:27
Sub Total Vacuum Truck:		10	7612	758				
Total Vacuum System:		10	7612	758				
Total 00 to 06 hours:			7612	758				
Running Total from 0 to unknown:			7612	758				

DRAFT

06 to 12 hours (* Does not include recall/mobilization time)

Vacuum System

Vacuum Truck

Description	Stencil #	Quantity	EDRC	Storage	Owner	City	State	*Time Away (hr:mm)
Vacuum Straight Truck	0	1	343	71	ICN	Winnipeg	Canad:	07:46
Vacuum Truck	0	1	343	71	ICN	Solway	MN	07:48
Vacuum Truck	0	1	343	71	ICN	Bemidji	MN	08:00
Pump Truck	0	1	651	71	ICN	Bemidji	MN	08:00
Vacuum Truck	0	1	343	71	ICN	Regina	Canad:	08:42
Presvac	0	3	1029	213	ICN	Regina	Canad:	08:42
Vacuum Truck	0	3	1029	213	ICN	Anoka	MN	10:34
Pump Truck	0	4	2604	284	ICN	Anoka	MN	10:34
Vacuum Truck	0	4	1372	572	ICN	Eveleth	MN	11:07
Pump Truck	0	2	1302	142	ICN	Eveleth	MN	11:07
Vacuum Truck	0	2	686	142	ICN	Eveleth	MN	11:07
Vacuum Truck	0	3	1029	210	ICN	North Platte	NE	11:09
Vacuum Truck	0	1	343	70	ICN	North Platte	NE	11:10
Vacuum Truck	0	2	686	240	ICN	Hudson	WI	11:40
Vacuum Truck	0	1	343	120	ICN	Hudson	WI	11:40
Vacuum Truck	0	2	686	142	ICN	Cannon Falls	MN	11:43

Sub Total Vacuum Truck: 32 13132 2703

Total Vacuum System: 32 13132 2703

Total 06 to 12 hours: 13132 2703

Running Total from 0 to unknown: 20744 3461

DRAFT

National Response Corporation Equipment Types: Skimmer/Vessel
 Resource Availability By Type

Zone: Bismarck, ND

dEMO - Case# DM15-0099
 May 04, 2015

00 to 06 hours (* Does not include recal/mobilization time)

Skimmer

Drum

Description	Stencil #	Quantity	EDRC	Storage	Owner	City	State	*Time Away (hr:mm)
Small Drum Skimmer	0	2	342	0	ICN	Williston	ND	04:38
23' Drum Skimmer	0	2	342	0	ICN	Williston	ND	04:41
36" Drum Skimmer	0	2	494	0	ICN	Williston	ND	04:41
Elastec TDS118 Skimmer	0	2	480	0	ICN	Sidney	MT	04:52
Sub Total Drum:		8	1658	0				

Floating Suction

Description	Stencil #	Quantity	EDRC	Storage	Owner	City	State	*Time Away (hr:mm)
Floating Suction Skimmer	0	1	274	0	ICN	Minot	ND	02:51
Sub Total Floating Suction:		1	274	0				

Oleophilic Disk

Description	Stencil #	Quantity	EDRC	Storage	Owner	City	State	*Time Away (hr:mm)
Crucial ORD Disk Skimmer	ORD-005	1	342	0	NRC	Beulah	ND	01:45
Crucial ORD Disk Skimmer	ORD-003	1	342	0	NRC	Columbus	ND	04:52
Sub Total Oleophilic Disk:		2	684	0				
Total Skimmer:		11	2616	0				

Vessel

Deployment Craft (< 25 foot)

Description	Stencil #	Quantity	EDRC	Storage	Owner	City	State	*Time Away (hr:mm)
18' Deployment Craft	0	2	0	0	ICN	Williston	ND	04:38
28' Deployment Craft	0	1	0	0	ICN	Williston	ND	04:38
Response Boat Custom Flat	0	2	0	0	ICN	Williston	ND	04:41
17' Deployment Craft	0	1	0	0	ICN	Sidney	MT	04:52
28' Deployment Craft	0	1	0	0	ICN	Sidney	MT	04:52
17' Deployment Craft	0	1	0	0	ICN	Sidney	MT	04:52
Sub Total Deployment Craft (< 25 foot):		8	0	0				

Deployment Craft (> 25 foot)

Description	Stencil #	Quantity	EDRC	Storage	Owner	City	State	*Time Away (hr:mm)
30' Deployment Craft	0	1	0	0	ICN	Williston	ND	04:38
Sub Total Deployment Craft (> 25 foot):		1	0	0				
Total Vessel:		9	0	0				

Total 00 to 06 hours:			2616	0				
Running Total from 0 to unknown:			2616	0				

06 to 12 hours (* Does not include recall/mobilization time)

Skimmer

Drum

Description	Stencil #	Quantity	EDRC	Storage	Owner	City	State	*Time Away (hr:mm)
Medium Drum Skimmer	0	1	240	0	ICN	Winnipeg	Canad	07:53
Medium Drum Skimmer	0	1	240	0	ICN	Eveleth	MN	11:07
Elastec Mini Max Skimmer	0	1	137	0	ICN	North Platte	NE	11:09
Elastec TDS118 Skimmer	0	1	480	0	ICN	North Platte	NE	11:09
Crucial 1D18P48 Skimmer	0	2	686	0	ICN	Cannon Falls	MN	11:43
Sub Total Drum:		6	1783	0				

Floating Suction

Description	Stencil #	Quantity	EDRC	Storage	Owner	City	State	*Time Away (hr:mm)
Douglas SkimPac	0	1	240	0	ICN	North Platte	NE	11:09
Sub Total Floating Suction:		1	240	0				

Multi Skimmer

Description	Stencil #	Quantity	EDRC	Storage	Owner	City	State	*Time Away (hr:mm)
Action 24 Skimmer	0	1	823	0	ICN	Duluth	MN	11:39
Action 24 Skimmer	AP-24-110	1	823	0	NRC	Superior	WI	11:42
Action 24 Skimmer	AP-24-120	1	823	0	NRC	Superior	WI	11:42
Sub Total Multi Skimmer:		3	2469	0				
Total Skimmer:		10	4492	0				

Vessel

Deployment Craft (< 25 foot)

Description	Stencil #	Quantity	EDRC	Storage	Owner	City	State	*Time Away (hr:mm)
18' Deployment Craft	0	1	0	0	ICN	Watertown	SD	06:18
16' Deployment Craft	0	1	0	0	ICN	Winnipeg	Canad	07:53
17' Deployment Craft	0	1	0	0	ICN	Roseville	MN	10:59
14' Deployment Craft	0	2	0	0	ICN	Eveleth	MN	11:07
18' Deployment Craft	0	1	0	0	ICN	North Platte	NE	11:09
18' Deployment Craft	0	1	0	0	ICN	Duluth	MN	11:39
15' Deployment Craft	0	1	0	0	ICN	Duluth	MN	11:39
18' Deployment Craft	WB-208	1	0	0	NRC	Superior	WI	11:42
17' Deployment Craft	0	1	0	0	ICN	Cannon Falls	MN	11:43
12' Deployment Craft	0	1	0	0	ICN	Cannon Falls	MN	11:43
21' Deployment Craft	0	1	0	0	ICN	Cannon Falls	MN	11:43
Sub Total Deployment Craft (< 25 foot):		12	0	0				
Total Vessel:		12	0	0				
Total 06 to 12 hours:			4492	0				
Running Total from 0 to unknown:			7108	0				

National Response Corporation Equipment Types: Portable Storage
 Resource Availability By Type

Zone: Bismarck, ND

dEMO - Case# DM15-0099
 May 04, 2015

06 to 12 hours (* Does not include recal/mobilization time)

Portable Storage

Frac Tank

Description	Stencil #	Quantity	EDRC	Storage	Owner	City	State	*Time Away (hr:mm)
Frac Tank	0	2	0	952	ICN	Solway	MN	07:48
Mobile Storage Trailer	0	2	0	1000	ICN	Eveleth	MN	11:07
Sub Total Frac Tank:		4	0	1952				
Total Portable Storage:		4	0	1952				
Total 06 to 12 hours:			0	1952				
Running Total from 0 to unknown:			0	1952				

DRAFT

National Response Corporation
Resource Availability By Type

Equipment Types: Boom/Portable Storage/Skimmer/Support Equipment/Vacuum System/Vessel

Zone: Sioux Falls, SD

Williston ND - Case# DM15-0085

April 20, 2015

00 to 06 hours (* Does not include recall/mobilization time)

ContractorLocation

Boom

>=6 and <18 inch

Description	Stencil #	Quantity	EDRC	Storage	Owner	City	State	*Time Away (hr:mm)
Absorbent Boom 8"x40' Bundle	0	25	0	0	ICN	Haz-Mat Response, Inc.	Omaha	NE 04:52
10" Containment Boom	0	1,300	0	0	ICN	Haz-Mat Response, Inc.	Omaha	NE 04:52
10" Fast Water Boom	0	200	0	0	ICN	Haz-Mat Response, Inc.	Omaha	NE 04:52
12" Boom	0	200	0	0	ICN	OSI Environmental, Inc.	Anoka	MN 05:44
Sub Total >=6 and <18 inch:		1725	0	0				

18"

Description	Stencil #	Quantity	EDRC	Storage	Owner	City	State	*Time Away (hr:mm)
18" Boom	0	8,000	0	0	ICN	Environmental Restoration LLC	Omaha	NE 04:33
18" Boom	0	1,900	0	0	ICN	Clean Harbors Environmental Services	Cannon Falls	MN 05:45
Sub Total 18":		9900	0	0				
Total Boom:		11625	0	0				

Portable Storage

Dracone/Bladder

Description	Stencil #	Quantity	EDRC	Storage	Owner	City	State	*Time Away (hr:mm)
55 Gallon Drum DOT	0	25	0	25	ICN	Haz-Mat Response, Inc.	Omaha	NE 04:52
55 Gallon Poly	0	10	0	0	ICN	Haz-Mat Response, Inc.	Omaha	NE 04:52
Sub Total Dracone/Bladder:		35	0	25				

Frac Tank

Description	Stencil #	Quantity	EDRC	Storage	Owner	City	State	*Time Away (hr:mm)
Mini Frac Tank	0	1	0	240	ICN	Haz-Mat Response, Inc.	Omaha	NE 04:52
Sub Total Frac Tank:		1	0	240				

Portable Tank

Description	Stencil #	Quantity	EDRC	Storage	Owner	City	State	*Time Away (hr:mm)
3000 Gallon Poly Tank	0	4	0	284	ICN	Haz-Mat Response, Inc.	Omaha	NE 04:52
95 Gallon Poly Overpack	0	10	0	20	ICN	Haz-Mat Response, Inc.	Omaha	NE 04:52
85 Gallon Steel Overpack	0	10	0	0	ICN	Haz-Mat Response, Inc.	Omaha	NE 04:52
Portable Tank	0	1	0	0	ICN	OSI Environmental, Inc.	Anoka	MN 05:44
Sub Total Portable Tank:		25	0	304				
Total Portable Storage:		61	0	569				

Skimmer

Drum

Description	Stencil #	Quantity	EDRC	Storage	Owner	City	State	*Time Away (hr:mm)
-------------	-----------	----------	------	---------	-------	------	-------	--------------------

00 to 06 hours (* Does not include recall/mobilization time)

ContractorLocation

Elastec TDS118 Skimmer	0	1	240	0	ICN	Haz-Mat Response, Inc.	Omaha	NE	04:52
Crucial 1D18P48 Skimmer	0	2	686	0	ICN	Clean Harbors Environmental Services	Cannon Falls	MN	05:45
Sub Total Drum:		3	926	0					
Total Skimmer:		3	926	0					

Support Equipment

Ancillary Gear

<u>Description</u>	<u>Stencil #</u>	<u>Quantity</u>	<u>EDRC</u>	<u>Storage</u>	<u>Owner</u>	<u>City</u>	<u>State</u>	<u>*Time Away (hr:mm)</u>	
3" Hydrocarbon Hose	0	70	0	0	ICN	Haz-Mat Response, Inc.	Omaha	NE	04:52
2" Hydrocarbon Hose	0	160	0	0	ICN	Haz-Mat Response, Inc.	Omaha	NE	04:52
Sub Total Ancillary Gear:		230	0	0					

Blower

<u>Description</u>	<u>Stencil #</u>	<u>Quantity</u>	<u>EDRC</u>	<u>Storage</u>	<u>Owner</u>	<u>City</u>	<u>State</u>	<u>*Time Away (hr:mm)</u>	
Leaf Blower	0	1	0	0	ICN	Haz-Mat Response, Inc.	Omaha	NE	04:52
Sub Total Blower:		1	0	0					

Compressor

<u>Description</u>	<u>Stencil #</u>	<u>Quantity</u>	<u>EDRC</u>	<u>Storage</u>	<u>Owner</u>	<u>City</u>	<u>State</u>	<u>*Time Away (hr:mm)</u>	
Air Compressor	0	1	0	0	ICN	Prairie Consulting Group	Watertown	SD	02:43
Compressor	0	1	0	0	ICN	OSI Environmental, Inc.	Anoka	MN	05:44
Compressor	0	1	0	0	ICN	Clean Harbors Environmental Services	Cannon Falls	MN	05:45
Sub Total Compressor:		3	0	0					

Crane Truck

<u>Description</u>	<u>Stencil #</u>	<u>Quantity</u>	<u>EDRC</u>	<u>Storage</u>	<u>Owner</u>	<u>City</u>	<u>State</u>	<u>*Time Away (hr:mm)</u>	
Sidebooms/Padded	0	2	0	0	ICN	Hulcher Services, INC.	Bondurant	IA	05:58
Sub Total Crane Truck:		2	0	0					

Dump Truck/Trailer

<u>Description</u>	<u>Stencil #</u>	<u>Quantity</u>	<u>EDRC</u>	<u>Storage</u>	<u>Owner</u>	<u>City</u>	<u>State</u>	<u>*Time Away (hr:mm)</u>	
Dump Truck	0	1	0	0	ICN	OSI Environmental, Inc.	Anoka	MN	05:44
Sub Total Dump Truck/Trailer:		1	0	0					

Earth Moving Equipment

<u>Description</u>	<u>Stencil #</u>	<u>Quantity</u>	<u>EDRC</u>	<u>Storage</u>	<u>Owner</u>	<u>City</u>	<u>State</u>	<u>*Time Away (hr:mm)</u>	
Skid Steer	0	1	0	0	ICN	Environmental Restoration LLC	Omaha	NE	04:33
Mini-Excavator	0	1	0	0	ICN	Environmental Restoration LLC	Omaha	NE	04:33
Uniloader	0	1	0	0	ICN	Haz-Mat Response, Inc.	Omaha	NE	04:52
Drum Grabber	0	1	0	0	ICN	Haz-Mat Response, Inc.	Omaha	NE	04:52
Trackhoe Mini	0	1	0	0	ICN	Haz-Mat Response, Inc.	Omaha	NE	04:52
Backhoe	0	1	0	0	ICN	Haz-Mat Response, Inc.	Omaha	NE	04:52
Track Loader	0	1	0	0	ICN	Environmental Restoration LLC	Roseville	MN	05:46
325 Excavator	0	1	0	0	ICN	Hulcher Services, INC.	Bondurant	IA	05:58
977 Track Loader	0	1	0	0	ICN	Hulcher Services, INC.	Bondurant	IA	05:58
D6T Dozer	0	1	0	0	ICN	Hulcher Services, INC.	Bondurant	IA	05:58
966 Wheel Loader	0	1	0	0	ICN	Hulcher Services, INC.	Bondurant	IA	05:58
Sub Total Earth Moving Equipment:		11	0	0					

Flatbed Trailer

00 to 06 hours (* Does not include recall/mobilization time)

ContractorLocation

<u>Description</u>	<u>Stencil #</u>	<u>Quantity</u>	<u>EDRC</u>	<u>Storage</u>	<u>Owner</u>	<u>City</u>	<u>State</u>	<u>*Time Away (hr:mm)</u>	
Flatbed Trailer	0	1	0	0	ICN	Environmental Restoration LLC	Roseville	MN	05:46
Sub Total Flatbed Trailer:		1	0	0					

Fork Lift

<u>Description</u>	<u>Stencil #</u>	<u>Quantity</u>	<u>EDRC</u>	<u>Storage</u>	<u>Owner</u>	<u>City</u>	<u>State</u>	<u>*Time Away (hr:mm)</u>	
Forklift	0	1	0	0	ICN	OSI Environmental, Inc.	Anoka	MN	05:44
Sub Total Fork Lift:		1	0	0					

Generator

<u>Description</u>	<u>Stencil #</u>	<u>Quantity</u>	<u>EDRC</u>	<u>Storage</u>	<u>Owner</u>	<u>City</u>	<u>State</u>	<u>*Time Away (hr:mm)</u>	
Generator	0	2	0	0	ICN	OSI Environmental, Inc.	Anoka	MN	05:44
Generator	0	2	0	0	ICN	Clean Harbors Environmental Services	Cannon Falls	MN	05:45
Generator	0	1	0	0	ICN	Environmental Restoration LLC	Roseville	MN	05:46
Sub Total Generator:		5	0	0					

Pick-Up Truck

<u>Description</u>	<u>Stencil #</u>	<u>Quantity</u>	<u>EDRC</u>	<u>Storage</u>	<u>Owner</u>	<u>City</u>	<u>State</u>	<u>*Time Away (hr:mm)</u>	
Pick-Up Truck	0	2	0	0	ICN	Prairie Consulting Group	Watertown	SD	02:43
3/4 Ton or Smaller	0	3	0	0	ICN	Haz-Mat Response, Inc.	Omaha	NE	04:52
Pick-Up Truck	0	4	0	0	ICN	OSI Environmental, Inc.	Anoka	MN	05:44
Pick-Up Truck	0	4	0	0	ICN	Clean Harbors Environmental Services	Cannon Falls	MN	05:45
Pick-Up Truck	0	4	0	0	ICN	Environmental Restoration LLC	Roseville	MN	05:46
Sub Total Pick-Up Truck:		17	0	0					

Pressure Washer

<u>Description</u>	<u>Stencil #</u>	<u>Quantity</u>	<u>EDRC</u>	<u>Storage</u>	<u>Owner</u>	<u>City</u>	<u>State</u>	<u>*Time Away (hr:mm)</u>	
Pressure Washer	0	1	0	0	ICN	Prairie Consulting Group	Watertown	SD	02:43
Pressure Washer	0	2	0	0	ICN	OSI Environmental, Inc.	Anoka	MN	05:44
Hydro Jetter	0	1	0	0	ICN	OSI Environmental, Inc.	Anoka	MN	05:44
Pressure Washer- Cold	0	2	0	0	ICN	Clean Harbors Environmental Services	Cannon Falls	MN	05:45
Pressure Washer- Hot	0	3	0	0	ICN	Clean Harbors Environmental Services	Cannon Falls	MN	05:45
Pressure Washer	0	1	0	0	ICN	Environmental Restoration LLC	Roseville	MN	05:46
Sub Total Pressure Washer:		10	0	0					

Roll Off Container

<u>Description</u>	<u>Stencil #</u>	<u>Quantity</u>	<u>EDRC</u>	<u>Storage</u>	<u>Owner</u>	<u>City</u>	<u>State</u>	<u>*Time Away (hr:mm)</u>	
Haz-Roll Off	0	6	0	0	ICN	Haz-Mat Response, Inc.	Omaha	NE	04:52
Sub Total Roll Off Container:		6	0	0					

Roll-Off Container

<u>Description</u>	<u>Stencil #</u>	<u>Quantity</u>	<u>EDRC</u>	<u>Storage</u>	<u>Owner</u>	<u>City</u>	<u>State</u>	<u>*Time Away (hr:mm)</u>	
Roll-Off Box	0	2	0	0	ICN	OSI Environmental, Inc.	Anoka	MN	05:44
Sub Total Roll-Off Container:		2	0	0					

SCBA

<u>Description</u>	<u>Stencil #</u>	<u>Quantity</u>	<u>EDRC</u>	<u>Storage</u>	<u>Owner</u>	<u>City</u>	<u>State</u>	<u>*Time Away (hr:mm)</u>	
SCBA	0	6	0	0	ICN	Haz-Mat Response, Inc.	Omaha	NE	04:52
SCBA	0	2	0	0	ICN	OSI Environmental, Inc.	Anoka	MN	05:44
SCBA	0	4	0	0	ICN	Clean Harbors Environmental Services	Cannon Falls	MN	05:45
SCBA	0	3	0	0	ICN	Environmental Restoration LLC	Roseville	MN	05:46

00 to 06 hours (* Does not include recall/mobilization time)

ContractorLocation

Sub Total SCBA: 15 0 0

Truck - Semi

Description	Stencil #	Quantity	EDRC	Storage	Owner	City	State	*Time Away (hr:mm)
Tractor Trailer Trucks	0	1	0	0	ICN	OSI Environmental, Inc.	Anoka	MN 05:44
Roll-Off Truck	0	1	0	0	ICN	Clean Harbors Environmental Services	Cannon Falls	MN 05:45
Sub Total Truck - Semi:		2	0	0				

Utility Trailer

Description	Stencil #	Quantity	EDRC	Storage	Owner	City	State	*Time Away (hr:mm)
Response Trailer	0	1	0	0	ICN	Haz-Mat Response, Inc.	Omaha	NE 04:52
Response Trailer	0	1	0	0	ICN	OSI Environmental, Inc.	Anoka	MN 05:44
Cargo Trailer	0	1	0	0	ICN	Environmental Restoration LLC	Roseville	MN 05:46
Boom Trailer	0	1	0	0	ICN	Environmental Restoration LLC	Roseville	MN 05:46
Sub Total Utility Trailer:		4	0	0				

Utility Truck

Description	Stencil #	Quantity	EDRC	Storage	Owner	City	State	*Time Away (hr:mm)
Box Truck	0	2	0	0	ICN	OSI Environmental, Inc.	Anoka	MN 05:44
Response Truck	0	2	0	0	ICN	OSI Environmental, Inc.	Anoka	MN 05:44
Rack Truck	0	1	0	0	ICN	Clean Harbors Environmental Services	Cannon Falls	MN 05:45
Sub Total Utility Truck:		5	0	0				

Van Trailer

Description	Stencil #	Quantity	EDRC	Storage	Owner	City	State	*Time Away (hr:mm)
Response Trailer with Semi	0	1	0	0	ICN	Prairie Consulting Group	Watertown	SD 02:43
Van Trailer	0	2	0	0	ICN	OSI Environmental, Inc.	Anoka	MN 05:44
Response Trailer	0	3	0	0	ICN	Clean Harbors Environmental Services	Cannon Falls	MN 05:45
Boom Trailer	0	1	0	0	ICN	Clean Harbors Environmental Services	Cannon Falls	MN 05:45
Sub Total Van Trailer:		7	0	0				

Total Support Equipment: 323 0 0

Vacuum System

Loader

Description	Stencil #	Quantity	EDRC	Storage	Owner	City	State	*Time Away (hr:mm)
Guzzler- Air Mover	0	1	343	71	ICN	Clean Harbors Environmental Services	Cannon Falls	MN 05:45
Sub Total Loader:		1	343	71				

Vacuum Transfer Unit

Description	Stencil #	Quantity	EDRC	Storage	Owner	City	State	*Time Away (hr:mm)
Vacuum Transfer Unit	0	1	343	12	ICN	Clean Harbors Environmental Services	Cannon Falls	MN 05:45
Sub Total Vacuum Transfer Unit:		1	343	12				

Vacuum Truck

Description	Stencil #	Quantity	EDRC	Storage	Owner	City	State	*Time Away (hr:mm)
Vac Truck	0	1	343	70	ICN	Haz-Mat Response, Inc.	Omaha	NE 04:52
Vacuum Truck	0	3	1,029	213	ICN	OSI Environmental, Inc.	Anoka	MN 05:44
Pump Truck	0	4	2,604	284	ICN	OSI Environmental, Inc.	Anoka	MN 05:44
Vacuum Truck	0	2	686	142	ICN	Clean Harbors Environmental Services	Cannon Falls	MN 05:45
Sub Total Vacuum Truck:		10	4662	709				

Total Vacuum System:	12	5348	792
-----------------------------	----	------	-----

Vessel

Deployment Craft (< 25 foot)

Description	Stencil #	Quantity	EDRC	Storage	Owner	City	State	*Time Away (hr:mm)
18' Deployment Craft	0	1	0	0	ICN Prairie Consulting Group	Watertown	SD	02:43
15' Deployment Craft	0	1	0	0	ICN Environmental Restoration LLC	Omaha	NE	04:33
20' Deployment Craft	0	1	0	0	ICN Environmental Restoration LLC	Omaha	NE	04:33
18' Deployment Craft	0	1	0	0	ICN Haz-Mat Response, Inc.	Omaha	NE	04:52
17' Deployment Craft	0	1	0	0	ICN Clean Harbors Environmental Services	Cannon Falls	MN	05:45
12' Deployment Craft	0	1	0	0	ICN Clean Harbors Environmental Services	Cannon Falls	MN	05:45
21' Deployment Craft	0	1	0	0	ICN Clean Harbors Environmental Services	Cannon Falls	MN	05:45
17' Deployment Craft	0	1	0	0	ICN Environmental Restoration LLC	Roseville	MN	05:46
Sub Total Deployment Craft (< 25 foot):		8	0	0				
Total Vessel:		8	0	0				
Total 00 to 06 hours:			6274	1,361.00				
Running Total from 0 to unknown:			6274	1361				

DRAFT

Boom

>=6 and <18 inch

Description	Stencil #	Quantity	EDRC	Storage	Owner	City	State	*Time Away (hr:mm)	
10" Boom	0	800	0	0	ICN	Haz-Mat Response, Inc.	North Platte	NE	07:34
6" Boom	0	400	0	0	ICN	Environmental Troubleshooters	Duluth	MN	08:59
6" Absorbent Boom	0	1	0	0	ICN	Environmental Troubleshooters	Duluth	MN	08:59
10" Boom	0	1,200	0	0	ICN	Haz-Mat Response, Inc.	Olathe	KS	09:37
10" Fast Water Boom	0	850	0	0	ICN	Haz-Mat Response, Inc.	Olathe	KS	09:37
12" Boom	0	2,000	0	0	ICN	OSI Environmental, Inc.	Eveleth	MN	09:40
10" Boom	BM10-001	1,000	0	0	NRC	Basin Transload Beulah	Beulah	ND	10:16
10" Boom	0	1,500	0	0	ICN	Haz-Mat Response, Inc.	Great Bend	KS	10:39
10" Boom	0	850	0	0	ICN	Eagle Environmental Services	Wichita	KS	11:36
Super Mini Boom	0	150	0	0	ICN	Eagle Environmental Services	Wichita	KS	11:36
Sub Total >=6 and <18 inch:		8751	0	0					

>18 and <42 inch

Description	Stencil #	Quantity	EDRC	Storage	Owner	City	State	*Time Away (hr:mm)	
21" Boom	0	3,400	0	0	ICN	Environmental Troubleshooters	Duluth	MN	08:59
21" Boom	0	50	0	0	ICN	Environmental Troubleshooters	Duluth	MN	08:59
Sub Total >18 and <42 inch:		3450	0	0					

18"

Description	Stencil #	Quantity	EDRC	Storage	Owner	City	State	*Time Away (hr:mm)	
18" Boom	0	1,400	0	0	ICN	Beltrami Industrial Services	Solway	MN	08:10
18" Boom	0	1,000	0	0	ICN	OSI Environmental, Inc.	Bemidji	MN	08:13
18" Boom	BM21-714	1,500	0	0	NRC	Environmental Troubleshooters	Superior	WI	09:00
18" Boom	BM21-715	1,500	0	0	NRC	Environmental Troubleshooters	Superior	WI	09:00
18" Boom	0	1,000	0	0	ICN	Heritage Environmental Services Inc.	Kansas City	MO	09:14
18" Boom	0	500	0	0	ICN	Haz-Mat Response, Inc.	Olathe	KS	09:37
18" Boom	0	4,500	0	0	ICN	Strata Corporation (Earthmover)	Minot	ND	11:09
18" Boom	0	400	0	0	ICN	Eagle Environmental Services	Wichita	KS	11:36
18" Boom	0	1,000	0	0	ICN	Future Environmental, Inc.	Peoria	IL	11:49
Sub Total 18":		12800	0	0					

Total Boom: 25001 0 0

Portable Storage

Dracone/Bladder

Description	Stencil #	Quantity	EDRC	Storage	Owner	City	State	*Time Away (hr:mm)	
Bladder	0	1	0	100	ICN	Environmental Troubleshooters	Duluth	MN	08:59
Canflex FCB-43E Bladder	BC-60	1	0	100	NRC	Environmental Troubleshooters	Superior	WI	09:00
Canflex FCB-43E Bladder	BC-80	1	0	100	NRC	Environmental Troubleshooters	Superior	WI	09:00
Sub Total Dracone/Bladder:		3	0	300					

Frac Tank

Description	Stencil #	Quantity	EDRC	Storage	Owner	City	State	*Time Away (hr:mm)	
Frac Tank	0	2	0	952	ICN	Beltrami Industrial Services	Solway	MN	08:10
Mini Frac Tank	0	2	0	476	ICN	Haz-Mat Response, Inc.	Olathe	KS	09:37
Frac Tank	0	1	0	500	ICN	Haz-Mat Response, Inc.	Olathe	KS	09:37

06 to 12 hours (* Does not include recall/mobilization time)

ContractorLocation

Mobile Storage Trailer	0	2	0	1,000	ICN	OSI Environmental, Inc.	Eveleth	MN	09:40
Mini Frac Tank	0	1	0	240	ICN	Haz-Mat Response, Inc.	Great Bend	KS	10:39
Frac Tank	0	1	0	238	ICN	Eagle Environmental Services	Wichita	KS	11:36
Frac Tank	0	1	0	476	ICN	Eagle Environmental Services	Wichita	KS	11:36
Sub Total Frac Tank:		10	0	3882					

Portable Tank

Description	Stencil #	Quantity	EDRC	Storage	Owner	City	State	*Time Away (hr:mm)	
55 Gallon Poly	0	5	0	0	ICN	Haz-Mat Response, Inc.	North Platte	NE	07:34
3000 Poly Tank	0	3	0	213	ICN	Haz-Mat Response, Inc.	North Platte	NE	07:34
1500 Poly Tank	0	5	0	180	ICN	Haz-Mat Response, Inc.	North Platte	NE	07:34
Poly Tank	0	1	0	12	ICN	Environmental Troubleshooters	Duluth	MN	08:59
Poly Tank	0	4	0	84	ICN	Environmental Troubleshooters	Duluth	MN	08:59
Poly Tank	0	1	0	7	ICN	Environmental Troubleshooters	Duluth	MN	08:59
55 Gallon Steel Drums	0	10	0	0	ICN	Environmental Troubleshooters	Duluth	MN	08:59
55 Gallon Steel Drums	0	10	0	0	ICN	Environmental Troubleshooters	Duluth	MN	08:59
Poly Tank	0	3	0	213	ICN	Haz-Mat Response, Inc.	Olathe	KS	09:37
55 Gallon Drum DOT	0	100	0	0	ICN	Haz-Mat Response, Inc.	Olathe	KS	09:37
Poly Tank	0	3	0	108	ICN	Haz-Mat Response, Inc.	Olathe	KS	09:37
Storage Trailer	0	1	0	95	ICN	OSI Environmental, Inc.	Eveleth	MN	09:40
Portable Tanks	0	2	0	0	ICN	OSI Environmental, Inc.	Eveleth	MN	09:40
Pillow Tank	ELS-42	1	0	24	NRC	Basin Transload Beulah	Beulah	ND	10:16
Pillow Tank	ELS-43	1	0	24	NRC	Basin Transload Beulah	Beulah	ND	10:16
Pillow Tank	ELS-58	1	0	24	NRC	Basin Transload Beulah	Beulah	ND	10:16
Pillow Tank	ELS-59	1	0	24	NRC	Basin Transload Beulah	Beulah	ND	10:16
Poly Tank	0	2	0	6,000	ICN	Haz-Mat Response, Inc.	Great Bend	KS	10:39
55 Gallon Drum DOT	0	25	0	0	ICN	Haz-Mat Response, Inc.	Great Bend	KS	10:39
95 Gallon Poly Overpack	0	15	0	0	ICN	Haz-Mat Response, Inc.	Great Bend	KS	10:39
85 Gallon Steel Overpack	0	10	0	0	ICN	Haz-Mat Response, Inc.	Great Bend	KS	10:39
Oil Water Separator Unit	0	4	0	0	ICN	Eagle Environmental Services	Wichita	KS	11:36
Poly Tank	0	1	0	71	ICN	Eagle Environmental Services	Wichita	KS	11:36
Portable Tank	0	3	0	285	ICN	Future Environmental, Inc.	Peoria	IL	11:49
Portable Tank	0	4	0	572	ICN	Future Environmental, Inc.	Peoria	IL	11:49
Sub Total Portable Tank:		216	0	7936					
Total Portable Storage:		229	0	12118					

Skimmer

Drum

Description	Stencil #	Quantity	EDRC	Storage	Owner	City	State	*Time Away (hr:mm)	
Elastec Mini Max Skimmer	0	1	137	0	ICN	Haz-Mat Response, Inc.	North Platte	NE	07:34
Elastec TDS118 Skimmer	0	1	480	0	ICN	Haz-Mat Response, Inc.	North Platte	NE	07:34
Small Drum Skimmer	0	1	171	0	ICN	Heritage Environmental Services Inc.	Kansas City	MO	09:14
Elastec TDS118 Skimmer	0	1	240	0	ICN	Haz-Mat Response, Inc.	Olathe	KS	09:37
Elastec Mini Max Skimmer	0	1	137	0	ICN	Haz-Mat Response, Inc.	Olathe	KS	09:37
Elastec TDS118G Skimmer	0	1	480	0	ICN	Haz-Mat Response, Inc.	Olathe	KS	09:37
Medium Drum Skimmer	0	1	240	0	ICN	OSI Environmental, Inc.	Eveleth	MN	09:40
Elastec TDS118 Skimmer	0	1	240	0	ICN	Haz-Mat Response, Inc.	Great Bend	KS	10:39
Elastec TDS118 Skimmer	0	1	240	0	ICN	Eagle Environmental Services	Wichita	KS	11:36
Sub Total Drum:		9	2365	0					

06 to 12 hours (* Does not include recall/mobilization time)

ContractorLocation

Floating Suction

Description	Stencil #	Quantity	EDRC	Storage	Owner	City	State	*Time Away (hr:mm)	
Douglas SkimPac	0	1	240	0	ICN	Haz-Mat Response, Inc.	North Platte	NE	07:34
Douglas SkimPac	0	1	240	0	ICN	Haz-Mat Response, Inc.	Olathe	KS	09:37
Floating Suction Skimmer	0	1	274	0	ICN	Strata Corporation (Earthmover)	Minot	ND	11:09
Douglas 4300 SkimPac	0	2	960	0	ICN	Veolia Environmental Services	Neenah	WI	11:46

Sub Total Floating Suction: 5 1714 0

Multi Skimmer

Description	Stencil #	Quantity	EDRC	Storage	Owner	City	State	*Time Away (hr:mm)	
Action 24 Skimmer	0	1	823	0	ICN	Environmental Troubleshooters	Duluth	MN	08:59
Action 24 Skimmer	AP-24-110	1	823	0	NRC	Environmental Troubleshooters	Superior	WI	09:00
Action 24 Skimmer	AP-24-120	1	823	0	NRC	Environmental Troubleshooters	Superior	WI	09:00

Sub Total Multi Skimmer: 3 2469 0

Oleophilic Disk

Description	Stencil #	Quantity	EDRC	Storage	Owner	City	State	*Time Away (hr:mm)	
Crucial ORD Disk Skimmer	ORD-005	1	342	0	NRC	Basin Transload Beulah	Beulah	ND	10:16

Sub Total Oleophilic Disk: 1 342 0

Total Skimmer: 18 6890 0

Support Equipment

Air Monitoring and Detection Equipment

Description	Stencil #	Quantity	EDRC	Storage	Owner	City	State	*Time Away (hr:mm)	
Negative Air Machines	0	2	0	0	ICN	Environmental Troubleshooters	Duluth	MN	08:59

Sub Total Air Monitoring and Detection Equipment: 2 0 0

Ancillary Gear

Description	Stencil #	Quantity	EDRC	Storage	Owner	City	State	*Time Away (hr:mm)	
SCBA	0	6	0	0	ICN	Haz-Mat Response, Inc.	North Platte	NE	07:34
Full Face Respirator	0	17	0	0	ICN	Haz-Mat Response, Inc.	North Platte	NE	07:34
Manifold Breathing System	0	1	0	0	ICN	Haz-Mat Response, Inc.	North Platte	NE	07:34
95 Gallon Poly Overpack	0	10	0	0	ICN	Haz-Mat Response, Inc.	North Platte	NE	07:34
85 Gallon Steel Overpack	0	10	0	0	ICN	Haz-Mat Response, Inc.	North Platte	NE	07:34
Hose Variety	0	470	0	0	ICN	Haz-Mat Response, Inc.	North Platte	NE	07:34
Drum Grabber	0	3	0	0	ICN	Haz-Mat Response, Inc.	North Platte	NE	07:34
Cutting Torches	0	1	0	0	ICN	Environmental Troubleshooters	Duluth	MN	08:59
Water Sampling Multi Meter	0	1	0	0	ICN	Environmental Troubleshooters	Duluth	MN	08:59
Anchors	0	12	0	0	ICN	Environmental Troubleshooters	Duluth	MN	08:59
Drum Grabber	0	10	0	0	ICN	Haz-Mat Response, Inc.	Olathe	KS	09:37
High Intensity Light Plant	0	3	0	0	ICN	Haz-Mat Response, Inc.	Olathe	KS	09:37
Manifold Breathing System	0	2	0	0	ICN	Haz-Mat Response, Inc.	Olathe	KS	09:37
110 Gallon Poly Overpack	0	6	0	0	ICN	Haz-Mat Response, Inc.	Olathe	KS	09:37
85 Gallon Steel Overpack	0	20	0	0	ICN	Haz-Mat Response, Inc.	Olathe	KS	09:37
95 Gallon Poly Overpack	0	20	0	0	ICN	Haz-Mat Response, Inc.	Olathe	KS	09:37
55 Gallon Stainless Steel Drum	0	6	0	0	ICN	Haz-Mat Response, Inc.	Olathe	KS	09:37
55 Gallon Poly	0	20	0	0	ICN	Haz-Mat Response, Inc.	Olathe	KS	09:37
2" Chemical Hose	0	250	0	0	ICN	Haz-Mat Response, Inc.	Olathe	KS	09:37
Hydrocarbon Hose Variety	0	2,000	0	0	ICN	Haz-Mat Response, Inc.	Olathe	KS	09:37

06 to 12 hours (* Does not include recall/mobilization time)

ContractorLocation

Power Pack	0	1	0	0	ICN	Veolia Environmental Services	Wausau	WI	10:24
Hydrocarbon Hose	0	170	0	0	ICN	Haz-Mat Response, Inc.	Great Bend	KS	10:39
Sub Total Ancillary Gear:		3039	0	0					

ATV

Description	Stencil #	Quantity	EDRC	Storage	Owner	City	State	*Time Away (hr:mm)	
ATV- Gator	0	2	0	0	ICN	Haz-Mat Response, Inc.	Olathe	KS	09:37
Sub Total ATV:		2	0	0					

Blower

Description	Stencil #	Quantity	EDRC	Storage	Owner	City	State	*Time Away (hr:mm)	
Boom Inflator/Leaf Blower	0	3	0	0	ICN	Haz-Mat Response, Inc.	North Platte	NE	07:34
Blower	0	2	0	0	ICN	Haz-Mat Response, Inc.	North Platte	NE	07:34
Blower	0	2	0	0	ICN	Environmental Troubleshooters	Duluth	MN	08:59
Blower	0	1	0	0	ICN	Environmental Troubleshooters	Duluth	MN	08:59
Ventilation Unit	0	2	0	0	ICN	Environmental Troubleshooters	Duluth	MN	08:59
Boom Inflator	0	3	0	0	ICN	Haz-Mat Response, Inc.	Olathe	KS	09:37
Boom Inflator	0	1	0	0	ICN	Haz-Mat Response, Inc.	Great Bend	KS	10:39
Sub Total Blower:		14	0	0					

Communications

Description	Stencil #	Quantity	EDRC	Storage	Owner	City	State	*Time Away (hr:mm)	
Command Post Trailer	0	1	0	0	ICN	Beltrami Industrial Services	Solway	MN	08:10
Office River Trailer	0	1	0	0	ICN	Haz-Mat Response, Inc.	Olathe	KS	09:37
Mobile Command Center	0	1	0	0	ICN	Strata Corporation (Earthmover)	Minot	ND	11:09
Sub Total Communications:		3	0	0					

Compressor

Description	Stencil #	Quantity	EDRC	Storage	Owner	City	State	*Time Away (hr:mm)	
Air Compressor	0	2	0	0	ICN	Haz-Mat Response, Inc.	North Platte	NE	07:34
Compressor	0	1	0	0	ICN	Beltrami Industrial Services	Solway	MN	08:10
Air Compressor	0	1	0	0	ICN	Environmental Troubleshooters	Duluth	MN	08:59
Air Compressor	0	1	0	0	ICN	Haz-Mat Response, Inc.	Olathe	KS	09:37
Compressor	0	2	0	0	ICN	OSI Environmental, Inc.	Eveleth	MN	09:40
Air Compressor	0	1	0	0	ICN	Haz-Mat Response, Inc.	Great Bend	KS	10:39
Compressor	0	1	0	0	ICN	Strata Corporation (Earthmover)	Minot	ND	11:09
Sub Total Compressor:		9	0	0					

Crane

Description	Stencil #	Quantity	EDRC	Storage	Owner	City	State	*Time Away (hr:mm)	
Crane	0	1	0	0	ICN	Hulcher Services, INC.	Hudson	WI	06:19
Sub Total Crane:		1	0	0					

Crane Truck

Description	Stencil #	Quantity	EDRC	Storage	Owner	City	State	*Time Away (hr:mm)	
Grapple Truck	0	1	0	0	ICN	Hulcher Services, INC.	Hudson	WI	06:19
Crane Truck	0	1	0	0	ICN	Strata Corporation (Earthmover)	Minot	ND	11:09
Sub Total Crane Truck:		2	0	0					

Dump Truck/Trailer

Description	Stencil #	Quantity	EDRC	Storage	Owner	City	State	*Time Away (hr:mm)
-------------	-----------	----------	------	---------	-------	------	-------	--------------------

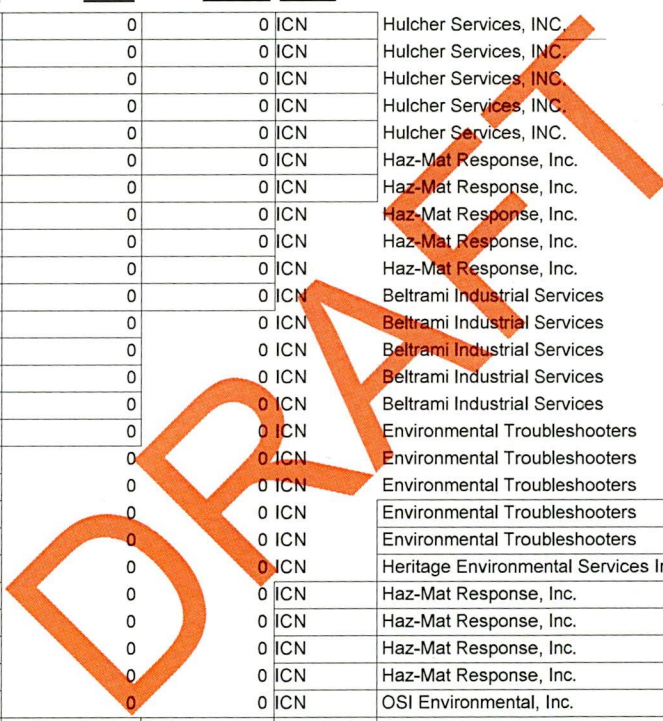
06 to 12 hours (* Does not include recall/mobilization time)

					ContractorLocation				
Dump Truck	0	1	0	0	ICN	Haz-Mat Response, Inc.	North Platte	NE	07:34
End Dump	0	1	0	0	ICN	Haz-Mat Response, Inc.	North Platte	NE	07:34
Dump Truck	0	1	0	0	ICN	Beltrami Industrial Services	Solway	MN	08:10
Dump Truck	0	1	0	0	ICN	Environmental Troubleshooters	Duluth	MN	08:59
Dump Truck	0	1	0	0	ICN	Haz-Mat Response, Inc.	Olathe	KS	09:37
Dump Truck	0	1	0	0	ICN	Haz-Mat Response, Inc.	Great Bend	KS	10:39
End Dump	0	1	0	0	ICN	Haz-Mat Response, Inc.	Great Bend	KS	10:39
End Dumps	0	13	0	0	ICN	Strata Corporation (Earthmover)	Minot	ND	11:09
Dump Truck	0	3	0	0	ICN	Strata Corporation (Earthmover)	Minot	ND	11:09

Sub Total Dump Truck/Trailer: 23 0 0

Earth Moving Equipment

Description	Stencil #	Quantity	EDRC	Storage	Owner	City	State	*Time Away (hr:mm)	
track Loader	0	1	0	0	ICN	Hulcher Services, INC.	Hudson	WI	06:19
Excavator	0	2	0	0	ICN	Hulcher Services, INC.	Hudson	WI	06:19
Skid Steer	0	1	0	0	ICN	Hulcher Services, INC.	Hudson	WI	06:19
325 Excavator	0	1	0	0	ICN	Hulcher Services, INC.	North Platte	NE	07:33
966 Wheel Loader	0	1	0	0	ICN	Hulcher Services, INC.	North Platte	NE	07:33
Backhoe	0	1	0	0	ICN	Haz-Mat Response, Inc.	North Platte	NE	07:34
Wheel Loader	0	1	0	0	ICN	Haz-Mat Response, Inc.	North Platte	NE	07:34
Uniloader	0	1	0	0	ICN	Haz-Mat Response, Inc.	North Platte	NE	07:34
Trackhoe-Mini	0	1	0	0	ICN	Haz-Mat Response, Inc.	North Platte	NE	07:34
Toolcat	0	1	0	0	ICN	Haz-Mat Response, Inc.	North Platte	NE	07:34
Crawler Loader	0	1	0	0	ICN	Beltrami Industrial Services	Solway	MN	08:10
Backhoe	0	1	0	0	ICN	Beltrami Industrial Services	Solway	MN	08:10
Skidsteer Loader	0	1	0	0	ICN	Beltrami Industrial Services	Solway	MN	08:10
Caterpillar	0	1	0	0	ICN	Beltrami Industrial Services	Solway	MN	08:10
Excavator	0	1	0	0	ICN	Beltrami Industrial Services	Solway	MN	08:10
Backhoe	0	1	0	0	ICN	Environmental Troubleshooters	Duluth	MN	08:59
Skid Steer	0	1	0	0	ICN	Environmental Troubleshooters	Duluth	MN	08:59
Mini Excavator	0	1	0	0	ICN	Environmental Troubleshooters	Duluth	MN	08:59
Mini Excavator	0	1	0	0	ICN	Environmental Troubleshooters	Duluth	MN	08:59
Skid Steer with Tracks	0	1	0	0	ICN	Environmental Troubleshooters	Duluth	MN	08:59
Backhoe	0	1	0	0	ICN	Heritage Environmental Services Inc.	Kansas City	MO	09:14
Excavator	0	1	0	0	ICN	Haz-Mat Response, Inc.	Olathe	KS	09:37
Uniloader	0	2	0	0	ICN	Haz-Mat Response, Inc.	Olathe	KS	09:37
Trackhoe - mini	0	1	0	0	ICN	Haz-Mat Response, Inc.	Olathe	KS	09:37
Wheel Loader	0	1	0	0	ICN	Haz-Mat Response, Inc.	Olathe	KS	09:37
Backhoe-Loader	0	1	0	0	ICN	OSI Environmental, Inc.	Eveleth	MN	09:40
Skid Steer-Loader	0	1	0	0	ICN	OSI Environmental, Inc.	Eveleth	MN	09:40
Track Loader	0	1	0	0	ICN	Hulcher Services, INC.	Galesburg	IL	10:33
Excavator	0	1	0	0	ICN	Hulcher Services, INC.	Galesburg	IL	10:33
Uni Loader	0	1	0	0	ICN	Haz-Mat Response, Inc.	Great Bend	KS	10:39
Trackhoe	0	1	0	0	ICN	Haz-Mat Response, Inc.	Great Bend	KS	10:39
Trencher (Uniloader Mount)	0	1	0	0	ICN	Haz-Mat Response, Inc.	Great Bend	KS	10:39
Excavator (JD 200)	0	1	0	0	ICN	Haz-Mat Response, Inc.	Great Bend	KS	10:39
D 6 Dozer with winch	0	1	0	0	ICN	Haz-Mat Response, Inc.	Great Bend	KS	10:39
Kubota Tractor	0	1	0	0	ICN	Haz-Mat Response, Inc.	Great Bend	KS	10:39
Loader	0	26	0	0	ICN	Strata Corporation (Earthmover)	Minot	ND	11:09
Excavator	0	29	0	0	ICN	Strata Corporation (Earthmover)	Minot	ND	11:09



06 to 12 hours (* Does not include recall/mobilization time)

ContractorLocation

Skid Steer	0	15	0	0	ICN	Strata Corporation (Earthmover)	Minot	ND	11:09
Grader	0	2	0	0	ICN	Strata Corporation (Earthmover)	Minot	ND	11:09
Scraper	0	5	0	0	ICN	Strata Corporation (Earthmover)	Minot	ND	11:09
Roller	0	10	0	0	ICN	Strata Corporation (Earthmover)	Minot	ND	11:09
Dozer	0	10	0	0	ICN	Strata Corporation (Earthmover)	Minot	ND	11:09

Sub Total Earth Moving Equipment: 134 0 0

Flatbed Trailer

Description	Stencil #	Quantity	EDRC	Storage	Owner	City	State	*Time Away (hr:mm)
Skid Steer	0	1	0	0	ICN	Hulcher Services, INC.	North Platte	NE 07:33
Lowboy Trailer	0	1	0	0	ICN	Haz-Mat Response, Inc.	North Platte	NE 07:34
Response Trailer	0	1	0	0	ICN	Haz-Mat Response, Inc.	North Platte	NE 07:34
Lowboy Trailer	0	1	0	0	ICN	Beltrami Industrial Services	Solway	MN 08:10
LowBoy Trailer	0	1	0	0	ICN	Haz-Mat Response, Inc.	Olathe	KS 09:37
Response Trailer	0	1	0	0	ICN	Haz-Mat Response, Inc.	Olathe	KS 09:37
Lowboy Trailer	0	1	0	0	ICN	OSI Environmental, Inc.	Eveleth	MN 09:40
Deck Trailer	0	2	0	0	ICN	OSI Environmental, Inc.	Eveleth	MN 09:40
Lowboy Trailer	0	1	0	0	ICN	Haz-Mat Response, Inc.	Great Bend	KS 10:39
Response Trailer	0	1	0	0	ICN	Haz-Mat Response, Inc.	Great Bend	KS 10:39
Flatbed Trailer	0	4	0	0	ICN	Strata Corporation (Earthmover)	Minot	ND 11:09
Tandem Trailer	0	1	0	0	ICN	Strata Corporation (Earthmover)	Minot	ND 11:09

Sub Total Flatbed Trailer: 16 0 0

Fork Lift

Description	Stencil #	Quantity	EDRC	Storage	Owner	City	State	*Time Away (hr:mm)
Forklift	0	1	0	0	ICN	OSI Environmental, Inc.	Moorhead	MN 06:33
Forklift	0	1	0	0	ICN	Beltrami Industrial Services	Solway	MN 08:10
Forklifts	0	1	0	0	ICN	OSI Environmental, Inc.	Bemidji	MN 08:13
Forklift	0	2	0	0	ICN	Haz-Mat Response, Inc.	Olathe	KS 09:37
Forklifts	0	2	0	0	ICN	OSI Environmental, Inc.	Eveleth	MN 09:40

Sub Total Fork Lift: 7 0 0

Generator

Description	Stencil #	Quantity	EDRC	Storage	Owner	City	State	*Time Away (hr:mm)
Generator	0	1	0	0	ICN	Beltrami Industrial Services	Solway	MN 08:10
Generator	0	1	0	0	ICN	OSI Environmental, Inc.	Bemidji	MN 08:13
Generator	0	1	0	0	ICN	Environmental Troubleshooters	Duluth	MN 08:59
Generator	0	5	0	0	ICN	Haz-Mat Response, Inc.	Olathe	KS 09:37
Generator	0	4	0	0	ICN	OSI Environmental, Inc.	Eveleth	MN 09:40
Generator	0	1	0	0	ICN	Strata Corporation (Earthmover)	Minot	ND 11:09

Sub Total Generator: 13 0 0

Light Plant

Description	Stencil #	Quantity	EDRC	Storage	Owner	City	State	*Time Away (hr:mm)
Light Plant	0	5	0	0	ICN	Haz-Mat Response, Inc.	North Platte	NE 07:34
Portable Light Set	0	5	0	0	ICN	Haz-Mat Response, Inc.	Olathe	KS 09:37
Light Tower	0	2	0	0	ICN	Haz-Mat Response, Inc.	Great Bend	KS 10:39

Sub Total Light Plant: 12 0 0

Pick-Up Truck

Description	Stencil #	Quantity	EDRC	Storage	Owner	City	State	*Time Away (hr:mm)
-------------	-----------	----------	------	---------	-------	------	-------	--------------------

06 to 12 hours (* Does not include recall/mobilization time)

ContractorLocation

Description	Quantity	EDRC	Storage	Owner	City	State	*Time Away (hr:mm)
Pick-Up Truck	0	4	0	0 ICN	Beltrami Industrial Services	Solway	MN 08:10
Pick-Up Truck	0	2	0	0 ICN	OSI Environmental, Inc.	Bemidji	MN 08:13
Pick-Up Truck	0	1	0	0 ICN	Heritage Environmental Services Inc.	Kansas City	MO 09:14
Pick-Up Truck	0	11	0	0 ICN	Haz-Mat Response, Inc.	Olathe	KS 09:37
Pick-Up Truck	0	9	0	0 ICN	OSI Environmental, Inc.	Eveleth	MN 09:40
Pick-up truck	0	2	0	0 ICN	Veolia Environmental Services	Wausau	WI 10:24
Pick-Up Truck	0	48	0	0 ICN	Strata Corporation (Earthmover)	Minot	ND 11:09
Pick-Up Truck	0	2	0	0 ICN	Veolia Environmental Services	Neenah	WI 11:46
Sub Total Pick-Up Truck:		79	0	0			

Power Pack

Description	Stencil #	Quantity	EDRC	Storage	Owner	City	State	*Time Away (hr:mm)
Power Pack	DPP-AP-24-11	1	0	0 NRC	Environmental Troubleshooters	Superior	WI	09:00
Diesel Power Pack	DPP-10-120	1	0	0 NRC	Environmental Troubleshooters	Superior	WI	09:00
Power Pack	0	2	0	0 ICN	Veolia Environmental Services	Neenah	WI	11:46
Sub Total Power Pack:		4	0	0				

Pressure Washer

Description	Stencil #	Quantity	EDRC	Storage	Owner	City	State	*Time Away (hr:mm)
Pressure Washer- Hot	0	3	0	0 ICN	Haz-Mat Response, Inc.	North Platte	NE	07:34
Pressure Washer- Cold	0	1	0	0 ICN	Haz-Mat Response, Inc.	North Platte	NE	07:34
Pressure Washer	0	1	0	0 ICN	Beltrami Industrial Services	Solway	MN	08:10
Pressure Washer	0	1	0	0 ICN	OSI Environmental, Inc.	Bemidji	MN	08:13
Pressure Washer	0	1	0	0 ICN	Heritage Environmental Services Inc.	Kansas City	MO	09:14
Pressure Washer - Hot	0	3	0	0 ICN	Haz-Mat Response, Inc.	Olathe	KS	09:37
Pressure Washer	0	4	0	0 ICN	OSI Environmental, Inc.	Eveleth	MN	09:40
Pressure Washer-Hot	0	1	0	0 ICN	Haz-Mat Response, Inc.	Great Bend	KS	10:39
Pressure Washer- Cold	0	1	0	0 ICN	Haz-Mat Response, Inc.	Great Bend	KS	10:39
Pressure Washer	0	1	0	0 ICN	Strata Corporation (Earthmover)	Minot	ND	11:09
Sub Total Pressure Washer:		17	0	0				

Roll-Off Container

Description	Stencil #	Quantity	EDRC	Storage	Owner	City	State	*Time Away (hr:mm)
Haz Roll-Off	0	4	0	0 ICN	Haz-Mat Response, Inc.	North Platte	NE	07:34
Non-Haz Roll-Off	0	1	0	0 ICN	Haz-Mat Response, Inc.	North Platte	NE	07:34
Haz Roll-Off	0	16	0	0 ICN	Haz-Mat Response, Inc.	Olathe	KS	09:37
Non-Haz Roll-Off	0	2	0	0 ICN	Haz-Mat Response, Inc.	Olathe	KS	09:37
Roll-Off Container	0	20	0	0 ICN	OSI Environmental, Inc.	Eveleth	MN	09:40
Haz Roll-Off	0	12	0	0 ICN	Haz-Mat Response, Inc.	Great Bend	KS	10:39
Non-Haz Roll-Off	0	1	0	0 ICN	Haz-Mat Response, Inc.	Great Bend	KS	10:39
Sub Total Roll-Off Container:		56	0	0				

Roll-off Truck

Description	Stencil #	Quantity	EDRC	Storage	Owner	City	State	*Time Away (hr:mm)
Roll-off Truck	0	1	0	0 ICN	Beltrami Industrial Services	Solway	MN	08:10
Roll-Off Truck	0	1	0	0 ICN	Haz-Mat Response, Inc.	Great Bend	KS	10:39
Sub Total Roll-off Truck:		2	0	0				

Sand Blaster

Description	Stencil #	Quantity	EDRC	Storage	Owner	City	State	*Time Away (hr:mm)
Sand Blaster	0	1	0	0 ICN	Haz-Mat Response, Inc.	Olathe	KS	09:37

06 to 12 hours (* Does not include recall/mobilization time)

ContractorLocation

Sub Total Sand Blaster: 1 0 0

SCBA

Description	Stencil #	Quantity	EDRC	Storage	Owner	City	State	*Time Away (hr:mm)
SCBA	0	2	0	0	ICN	Beltrami Industrial Services	Solway	MN 08:10
SCBA	0	1	0	0	ICN	OSI Environmental, Inc.	Bemidji	MN 08:13
SCBA	0	22	0	0	ICN	Haz-Mat Response, Inc.	Olathe	KS 09:37
Full Face Respirator	0	22	0	0	ICN	Haz-Mat Response, Inc.	Olathe	KS 09:37
SCBA	0	8	0	0	ICN	Haz-Mat Response, Inc.	Great Bend	KS 10:39
Manifold Breathing System	0	1	0	0	ICN	Haz-Mat Response, Inc.	Great Bend	KS 10:39
Full Face Respirator	0	10	0	0	ICN	Haz-Mat Response, Inc.	Great Bend	KS 10:39
SCBA	0	6	0	0	ICN	Strata Corporation (Earthmover)	Minot	ND 11:09
Sub Total SCBA:		72	0	0				

Side Boom

Description	Stencil #	Quantity	EDRC	Storage	Owner	City	State	*Time Away (hr:mm)
Sideboom	0	2	0	0	ICN	Hulcher Services, INC.	Hudson	WI 06:19
Sideboom-Padded	0	3	0	0	ICN	Hulcher Services, INC.	Hudson	WI 06:19
Sideboom-Padded	0	2	0	0	ICN	Hulcher Services, INC.	North Platte	NE 07:33
Sideboom-Padded	0	2	0	0	ICN	Hulcher Services, INC.	Galesburg	IL 10:33
Sub Total Side Boom:		9	0	0				

Spares Van Trailer

Description	Stencil #	Quantity	EDRC	Storage	Owner	City	State	*Time Away (hr:mm)
Semi Trailer	0	1	0	0	ICN	Future Environmental, Inc.	Peoria	IL 11:49
Sub Total Spares Van Trailer:		1	0	0				

Support Truck

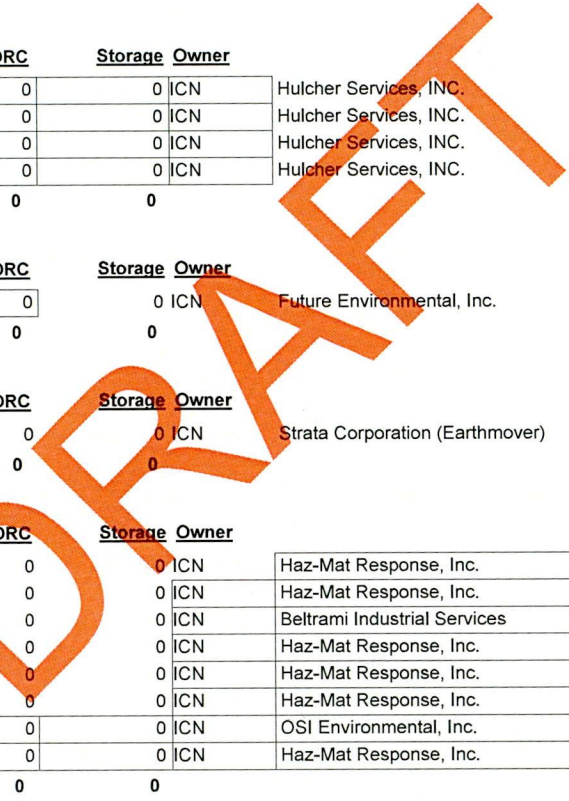
Description	Stencil #	Quantity	EDRC	Storage	Owner	City	State	*Time Away (hr:mm)
Support Truck	0	5	0	0	ICN	Strata Corporation (Earthmover)	Minot	ND 11:09
Sub Total Support Truck:		5	0	0				

Truck - Semi

Description	Stencil #	Quantity	EDRC	Storage	Owner	City	State	*Time Away (hr:mm)
Tractor	0	1	0	0	ICN	Haz-Mat Response, Inc.	North Platte	NE 07:34
16' Response Truck	0	1	0	0	ICN	Haz-Mat Response, Inc.	North Platte	NE 07:34
Tractor	0	1	0	0	ICN	Beltrami Industrial Services	Solway	MN 08:10
Tractor	0	3	0	0	ICN	Haz-Mat Response, Inc.	Olathe	KS 09:37
Roll-Off Truck	0	1	0	0	ICN	Haz-Mat Response, Inc.	Olathe	KS 09:37
21-2 Ton Stakebed Truck	0	1	0	0	ICN	Haz-Mat Response, Inc.	Olathe	KS 09:37
Tractor Trailer Trucks	0	6	0	0	ICN	OSI Environmental, Inc.	Eveleth	MN 09:40
Semi Tractor	0	2	0	0	ICN	Haz-Mat Response, Inc.	Great Bend	KS 10:39
Sub Total Truck - Semi:		16	0	0				

Utility Trailer

Description	Stencil #	Quantity	EDRC	Storage	Owner	City	State	*Time Away (hr:mm)
Guzzler Trailer	0	2	0	0	ICN	Haz-Mat Response, Inc.	North Platte	NE 07:34
River Trailer	0	1	0	0	ICN	Haz-Mat Response, Inc.	North Platte	NE 07:34
Fast Response Trailer	714	1	0	0	NRC	Environmental Troubleshooters	Superior	WI 09:00
Fast Response Trailer	715	1	0	0	NRC	Environmental Troubleshooters	Superior	WI 09:00
Response Trailer	0	1	0	0	ICN	Heritage Environmental Services Inc.	Kansas City	MO 09:14



06 to 12 hours (* Does not include recall/mobilization time)

ContractorLocation

Guzzler Trailer	0	1	0	0	0	ICN	Haz-Mat Response, Inc.	Olathe	KS	09:37
Low Pressure Transfer Trailer	0	1	0	0	0	ICN	Haz-Mat Response, Inc.	Olathe	KS	09:37
IDLH Trailer	0	1	0	0	0	ICN	Haz-Mat Response, Inc.	Olathe	KS	09:37
River Trailer	0	1	0	0	0	ICN	Haz-Mat Response, Inc.	Olathe	KS	09:37
Fast Response Trailer	739	1	0	0	0	NRC	Basin Transload Beulah	Beulah	ND	10:16
Small Trailer	0	18	0	0	0	ICN	Strata Corporation (Earthmover)	Minot	ND	11:09

Sub Total Utility Trailer: 29 0 0

Utility Truck

Description	Stencil #	Quantity	EDRC	Storage	Owner	City	State	*Time Away (hr:mm)	
Box Truck	0	1	0	0	ICN	OSI Environmental, Inc.	Moorhead	MN	06:33
Response Truck	0	1	0	0	ICN	OSI Environmental, Inc.	Bemidji	MN	08:13
Box Truck	0	1	0	0	ICN	OSI Environmental, Inc.	Bemidji	MN	08:13
Box Truck	0	2	0	0	ICN	OSI Environmental, Inc.	Eveleth	MN	09:40
Stake Truck	0	3	0	0	ICN	Veolia Environmental Services	Neenah	WI	11:46
Service Trucks	0	3	0	0	ICN	Future Environmental, Inc.	Peoria	IL	11:49

Sub Total Utility Truck: 11 0 0

Van Trailer

Description	Stencil #	Quantity	EDRC	Storage	Owner	City	State	*Time Away (hr:mm)	
Roll-Off Trailer	0	1	0	0	ICN	Haz-Mat Response, Inc.	North Platte	NE	07:34
Recovery Spill Trailer	0	1	0	0	ICN	Beltrami Industrial Services	Solway	MN	08:10
Response Trailer	0	1	0	0	ICN	OSI Environmental, Inc.	Bemidji	MN	08:13
ER Trailers	0	3	0	0	ICN	Environmental Troubleshooters	Duluth	MN	08:59
Roll-Off Trailer	0	1	0	0	ICN	Haz-Mat Response, Inc.	Olathe	KS	09:37
Equipment Trailer	0	5	0	0	ICN	Haz-Mat Response, Inc.	Olathe	KS	09:37
Response Truck	0	2	0	0	ICN	Haz-Mat Response, Inc.	Olathe	KS	09:37
Response Trailer	0	3	0	0	ICN	OSI Environmental, Inc.	Eveleth	MN	09:40
Van Trailer	0	3	0	0	ICN	OSI Environmental, Inc.	Eveleth	MN	09:40
Roll-Off Trailer	0	3	0	0	ICN	OSI Environmental, Inc.	Eveleth	MN	09:40
Emergency Response Traile	0	1	0	0	ICN	Veolia Environmental Services	Wausau	WI	10:24
Lab Trailer	0	1	0	0	ICN	Strata Corporation (Earthmover)	Minot	ND	11:09
Boom Trailer	0	2	0	0	ICN	Strata Corporation (Earthmover)	Minot	ND	11:09
Decon Trailer	0	1	0	0	ICN	Strata Corporation (Earthmover)	Minot	ND	11:09
Response Trailer	0	1	0	0	ICN	Veolia Environmental Services	Neenah	WI	11:46
Spill Response Trailer	0	1	0	0	ICN	Future Environmental, Inc.	Peoria	IL	11:49

Sub Total Van Trailer: 30 0 0

Workboat Trailer

Description	Stencil #	Quantity	EDRC	Storage	Owner	City	State	*Time Away (hr:mm)	
Workboat Trailer	WBT-208	1	0	0	NRC	Environmental Troubleshooters	Superior	WI	09:00

Sub Total Workboat Trailer: 1 0 0

Total Support Equipment: 3610 0 0

Vacuum System

Loader

Description	Stencil #	Quantity	EDRC	Storage	Owner	City	State	*Time Away (hr:mm)	
Guzzler Dry Vac	0	3	1,029	36	ICN	Haz-Mat Response, Inc.	North Platte	NE	07:34
Vacuum Box	0	1	343	71	ICN	Haz-Mat Response, Inc.	North Platte	NE	07:34

Sub Total Loader: 4 1372 107

06 to 12 hours (* Does not include recall/mobilization time)

ContractorLocation

Mini-Vac

Description	Stencil #	Quantity	EDRC	Storage	Owner	City	State	*Time Away (hr:mm)
Guzzler Dry Vac	0	1	343	12	ICN	Haz-Mat Response, Inc.	Olathe	KS 09:37
Vacuum Box	0	1	343	71	ICN	Haz-Mat Response, Inc.	Olathe	KS 09:37
HEPA Vac	0	3	1,029	0	ICN	Haz-Mat Response, Inc.	Olathe	KS 09:37
Sub Total Mini-Vac:		5	1715	83				

Vacuum Trailer

Description	Stencil #	Quantity	EDRC	Storage	Owner	City	State	*Time Away (hr:mm)
Vacuum Trailer	0	1	343	20	ICN	Strata Corporation (Earthmover)	Minot	ND 11:09
Sub Total Vacuum Trailer:		1	343	20				

Vacuum Transfer Unit

Description	Stencil #	Quantity	EDRC	Storage	Owner	City	State	*Time Away (hr:mm)
Guzzler Dry Vac	0	1	343	0	ICN	Haz-Mat Response, Inc.	Great Bend	KS 10:39
Sub Total Vacuum Transfer Unit:		1	343	0				

Vacuum Truck

Description	Stencil #	Quantity	EDRC	Storage	Owner	City	State	*Time Away (hr:mm)
Vacuum Truck	0	2	686	240	ICN	Hulcher Services, INC.	Hudson	WI 06:19
Vacuum Truck	0	1	343	120	ICN	Hulcher Services, INC.	Hudson	WI 06:19
Pump Truck	0	1	651	71	ICN	OSI Environmental, Inc.	Moorhead	MN 06:33
Vacuum Truck	0	1	343	70	ICN	Hulcher Services, INC.	North Platte	NE 07:33
Vacuum Truck	0	3	1,029	210	ICN	Haz-Mat Response, Inc.	North Platte	NE 07:34
Vacuum Truck	0	1	343	71	ICN	Beltrami Industrial Services	Solway	MN 08:10
Vacuum Truck	0	1	343	71	ICN	OSI Environmental, Inc.	Bemidji	MN 08:13
Pump Truck	0	1	651	71	ICN	OSI Environmental, Inc.	Bemidji	MN 08:13
Vacuum Truck	0	5	1,715	120	ICN	Heritage Environmental Services Inc.	Kansas City	MO 09:14
Vacuum Tanker	0	1	343	119	ICN	Haz-Mat Response, Inc.	Olathe	KS 09:37
Vacuum Truck	0	4	1,372	280	ICN	Haz-Mat Response, Inc.	Olathe	KS 09:37
Vacuum Truck	0	4	1,372	572	ICN	OSI Environmental, Inc.	Eveleth	MN 09:40
Pump Truck	0	2	1,302	142	ICN	OSI Environmental, Inc.	Eveleth	MN 09:40
Vacuum Truck	0	2	686	142	ICN	OSI Environmental, Inc.	Eveleth	MN 09:40
Vacuum Truck	0	2	686	96	ICN	Veolia Environmental Services	Wausau	WI 10:24
Vacuum Truck	0	1	343	71	ICN	Haz-Mat Response, Inc.	Great Bend	KS 10:39
Vacuum Truck	0	1	343	71	ICN	Strata Corporation (Earthmover)	Minot	ND 11:09
Vacuum Truck	0	5	1,715	655	ICN	Veolia Environmental Services	Fort Atkinson	WI 11:22
Vacuum Truck	0	1	343	80	ICN	Eagle Environmental Services	Wichita	KS 11:36
Liquid Vac Truck	0	1	3,086	71	ICN	Future Environmental, Inc.	Peoria	IL 11:49
Sub Total Vacuum Truck:		40	17695	3343				
Total Vacuum System:		51	21468	3553				

Vessel

Deployment Craft (< 25 foot)

Description	Stencil #	Quantity	EDRC	Storage	Owner	City	State	*Time Away (hr:mm)
18' Deployment Craft	0	1	0	0	ICN	Haz-Mat Response, Inc.	North Platte	NE 07:34
18' Deployment Craft	0	1	0	0	ICN	Environmental Troubleshooters	Duluth	MN 08:59
15' Deployment Craft	0	1	0	0	ICN	Environmental Troubleshooters	Duluth	MN 08:59
18' Deployment Craft	WB-208	1	0	0	NRC	Environmental Troubleshooters	Superior	WI 09:00

06 to 12 hours (* Does not include recall/mobilization time)

					ContractorLocation				
16' Deployment Craft	0	1	0	0	ICN	Heritage Environmental Services Inc.	Kansas City	MO	09:14
18' Deployment Craft	0	2	0	0	ICN	Haz-Mat Response, Inc.	Olathe	KS	09:37
14' Deployment Craft	0	2	0	0	ICN	OSI Environmental, Inc.	Eveleth	MN	09:40
14' Deployment Craft	0	1	0	0	ICN	Veolia Environmental Services	Wausau	WI	10:24
18' Deployment Craft	0	1	0	0	ICN	Haz-Mat Response, Inc.	Great Bend	KS	10:39
21' Deployment Craft	0	2	0	0	ICN	Veolia Environmental Services	Neenah	WI	11:46
Sub Total Deployment Craft (< 25 foot):		13	0	0					
Total Vessel:		13	0	0					
Total 06 to 12 hours:			28358	15,670.90					
Running Total from 0 to unknown:			34632	17032					

DRAFT

National Response Corporation Equipment Types: Boom
 Resource Availability By Type

Zone: Sioux Falls, SD

Demo - Sioux Falls - Case# DM15-0101
 May 04, 2015

00 to 06 hours (* Does not include recall/mobilization time)

Boom

>=6 and <18 inch

Description	Stencil #	Quantity	EDRC	Storage	Owner	City	State	*Time Away (hr:mm)
Absorbent Boom 8"x40' Bundle	0	25	0	0	ICN	Omaha	NE	04:52
10" Containment Boom	0	1300	0	0	ICN	Omaha	NE	04:52
10" Fast Water Boom	0	200	0	0	ICN	Omaha	NE	04:52
12" Boom	0	200	0	0	ICN	Anoka	MN	05:44
Sub Total >=6 and <18 inch:		1725	0	0				
Total Boom:		1725	0	0				
Total 00 to 06 hours:			0	0				
Running Total from 0 to unknown:			0	0				

DRAFT

06 to 12 hours (* Does not include recall/mobilization time)

Boom

>=6 and <18 inch

Description	Stencil #	Quantity	EDRC	Storage	Owner	City	State	*Time Away (hr:mm)
10" Boom	0	800	0	0	ICN	North Platte	NE	07:34
6" Boom	0	400	0	0	ICN	Duluth	MN	08:59
6" Absorbent Boom	0	1	0	0	ICN	Duluth	MN	08:59
10" Boom	0	1200	0	0	ICN	Olathe	KS	09:37
10" Fast Water Boom	0	850	0	0	ICN	Olathe	KS	09:37
12" Boom	0	2000	0	0	ICN	Eveleth	MN	09:40
10" Boom	BM10-001	1000	0	0	NRC	Beulah	ND	10:16
10" Boom	0	1500	0	0	ICN	Great Bend	KS	10:39
10" Boom	0	850	0	0	ICN	Wichita	KS	11:36
Super Mini Boom	0	150	0	0	ICN	Wichita	KS	11:36
Sub Total >=6 and <18 inch:		8751	0	0				
Total Boom:		8751	0	0				
Total 06 to 12 hours:			0	0				
Running Total from 0 to unknown:			0	0				

DRAFT

National Response Corporation Equipment Types: Vacuum System
 Resource Availability By Type

Zone: Sioux Falls, SD

Demo - Sioux Falls - Case# DM15-0101
 May 04, 2015

00 to 06 hours (* Does not include recall/mobilization time)

Vacuum System

Vacuum Truck

Description	Stencil #	Quantity	EDRC	Storage	Owner	City	State	*Time Away (hr:mm)
Vac Truck	0	1	343	70	ICN	Omaha	NE	04:52
Vacuum Truck	0	3	1029	213	ICN	Anoka	MN	05:44
Pump Truck	0	4	2604	284	ICN	Anoka	MN	05:44
Vacuum Truck	0	2	686	142	ICN	Cannon Falls	MN	05:45
Sub Total Vacuum Truck:		10	4662	709				
Total Vacuum System:		10	4662	709				
Total 00 to 06 hours:			4662	709				
Running Total from 0 to unknown:			4662	709				

DRAFT

06 to 12 hours (* Does not include recall/mobilization time)

Vacuum System

Vacuum Truck

<u>Description</u>	<u>Stencil #</u>	<u>Quantity</u>	<u>EDRC</u>	<u>Storage</u>	<u>Owner</u>	<u>City</u>	<u>State</u>	<u>*Time Away (hr:mm)</u>
Vacuum Truck	0	2	686	240	ICN	Hudson	WI	06:19
Vacuum Truck	0	1	343	120	ICN	Hudson	WI	06:19
Pump Truck	0	1	651	71	ICN	Moorhead	MN	06:33
Vacuum Truck	0	1	343	70	ICN	North Platte	NE	07:33
Vacuum Truck	0	3	1029	210	ICN	North Platte	NE	07:34
Vacuum Truck	0	1	343	71	ICN	Solway	MN	08:10
Vacuum Truck	0	1	343	71	ICN	Bemidji	MN	08:13
Pump Truck	0	1	651	71	ICN	Bemidji	MN	08:13
Vacuum Truck	0	5	1715	120	ICN	Kansas City	MO	09:14
Vacuum Tanker	0	1	343	119	ICN	Olathe	KS	09:37
Vacuum Truck	0	4	1372	280	ICN	Olathe	KS	09:37
Vacuum Truck	0	4	1372	572	ICN	Eveleth	MN	09:40
Pump Truck	0	2	1302	142	ICN	Eveleth	MN	09:40
Vacuum Truck	0	2	686	142	ICN	Eveleth	MN	09:40
Vacuum Truck	0	2	686	96	ICN	Wausau	WI	10:24
Vacuum Truck	0	1	343	71	ICN	Great Bend	KS	10:39
Vacuum Truck	0	1	343	71	ICN	Minot	ND	11:09
Vacuum Truck	0	5	1715	655	ICN	Fort Atkinson	WI	11:22
Vacuum Truck	0	1	343	80	ICN	Wichita	KS	11:36
Liquid Vac Truck	0	1	3086	71	ICN	Peoria	IL	11:49
Sub Total Vacuum Truck:		40	17695	3343				
Total Vacuum System:		40	17695	3343				
Total 06 to 12 hours:			17695	3343				
Running Total from 0 to unknown:			22357	4052				

DRAWN

National Response Corporation Equipment Types: Skimmer/Vessel
 Resource Availability By Type

Zone: Sioux Falls, SD

Demo - Sioux Falls - Case# DM15-0101
 May 04, 2015

00 to 06 hours (* Does not include recal/mobilization time)

Skimmer

Drum

Description	Stencil #	Quantity	EDRC	Storage	Owner	City	State	*Time Away (hr:mm)
Elastec TDS118 Skimmer	0	1	240	0	ICN	Omaha	NE	04:52
Crucial 1D18P48 Skimmer	0	2	686	0	ICN	Cannon Falls	MN	05:45
Sub Total Drum:		3	926	0				
Total Skimmer:		3	926	0				

Vessel

Deployment Craft (< 25 foot)

Description	Stencil #	Quantity	EDRC	Storage	Owner	City	State	*Time Away (hr:mm)
18' Deployment Craft	0	1	0	0	ICN	Watertown	SD	02:43
15' Deployment Craft	0	1	0	0	ICN	Omaha	NE	04:33
20' Deployment Craft	0	1	0	0	ICN	Omaha	NE	04:33
18' Deployment Craft	0	1	0	0	ICN	Omaha	NE	04:52
17' Deployment Craft	0	1	0	0	ICN	Cannon Falls	MN	05:45
12' Deployment Craft	0	1	0	0	ICN	Cannon Falls	MN	05:45
21' Deployment Craft	0	1	0	0	ICN	Cannon Falls	MN	05:45
17' Deployment Craft	0	1	0	0	ICN	Roseville	MN	05:46
Sub Total Deployment Craft (< 25 foot):		8	0	0				
Total Vessel:		8	0	0				
Total 00 to 06 hours:			926	0				
Running Total from 0 to unknown:			926	0				

DRAFT

06 to 12 hours (* Does not include recall/mobilization time)

Skimmer

Drum

Description	Stencil #	Quantity	EDRC	Storage	Owner	City	State	*Time Away (hr:mm)
Elastec Mini Max Skimmer	0	1	137	0	ICN	North Platte	NE	07:34
Elastec TDS118 Skimmer	0	1	480	0	ICN	North Platte	NE	07:34
Small Drum Skimmer	0	1	171	0	ICN	Kansas City	MO	09:14
Elastec Mini Max Skimmer	0	1	137	0	ICN	Olathe	KS	09:37
Elastec TDS118 Skimmer	0	1	240	0	ICN	Olathe	KS	09:37
Elastec TDS118G Skimmer	0	1	480	0	ICN	Olathe	KS	09:37
Medium Drum Skimmer	0	1	240	0	ICN	Eveleth	MN	09:40
Elastec TDS118 Skimmer	0	1	240	0	ICN	Great Bend	KS	10:39
Elastec TDS118 Skimmer	0	1	240	0	ICN	Wichita	KS	11:36
Sub Total Drum:		9	2365	0				

Floating Suction

Description	Stencil #	Quantity	EDRC	Storage	Owner	City	State	*Time Away (hr:mm)
Douglas SkimPac	0	1	240	0	ICN	North Platte	NE	07:34
Douglas SkimPac	0	1	240	0	ICN	Olathe	KS	09:37
Floating Suction Skimmer	0	1	274	0	ICN	Minot	ND	11:09
Douglas 4300 SkimPac	0	2	960	0	ICN	Neenah	WI	11:46
Sub Total Floating Suction:		5	1714	0				

Multi Skimmer

Description	Stencil #	Quantity	EDRC	Storage	Owner	City	State	*Time Away (hr:mm)
Action 24 Skimmer	0	1	823	0	ICN	Duluth	MN	08:59
Action 24 Skimmer	AP-24-110	1	823	0	NRC	Superior	WI	09:00
Action 24 Skimmer	AP-24-120	1	823	0	NRC	Superior	WI	09:00
Sub Total Multi Skimmer:		3	2469	0				

Oleophilic Disk

Description	Stencil #	Quantity	EDRC	Storage	Owner	City	State	*Time Away (hr:mm)
Crucial ORD Disk Skimmer	ORD-005	1	342	0	NRC	Beulah	ND	10:16
Sub Total Oleophilic Disk:		1	342	0				
Total Skimmer:		18	6890	0				

Vessel

Deployment Craft (< 25 foot)

Description	Stencil #	Quantity	EDRC	Storage	Owner	City	State	*Time Away (hr:mm)
18' Deployment Craft	0	1	0	0	ICN	North Platte	NE	07:34
18' Deployment Craft	0	1	0	0	ICN	Duluth	MN	08:59
15' Deployment Craft	0	1	0	0	ICN	Duluth	MN	08:59
18' Deployment Craft	WB-208	1	0	0	NRC	Superior	WI	09:00
16' Deployment Craft	0	1	0	0	ICN	Kansas City	MO	09:14
18' Deployment Craft	0	2	0	0	ICN	Olathe	KS	09:37
14' Deployment Craft	0	2	0	0	ICN	Eveleth	MN	09:40
14' Deployment Craft	0	1	0	0	ICN	Wausau	WI	10:24
18' Deployment Craft	0	1	0	0	ICN	Great Bend	KS	10:39
21' Deployment Craft	0	2	0	0	ICN	Neenah	WI	11:46
Sub Total Deployment Craft (< 25 foot):		13	0	0				
Total Vessel:		13	0	0				

Total 06 to 12 hours: 6890 0

Running Total from 0 to unknown: 7816 0

National Response Corporation Equipment Types: Portable Storage
 Resource Availability By Type

Zone: Sioux Falls, SD

Demo - Sioux Falls - Case# DM15-0101
 May 04, 2015

00 to 06 hours (* Does not include recall/mobilization time)

Portable Storage

Frac Tank								
Description	Stencil #	Quantity	EDRC	Storage	Owner	City	State	*Time Away (hr:mm)
Mini Frac Tank	0	1	0	240	ICN	Omaha	NE	04:52
Sub Total Frac Tank:		1	0	240				
Total Portable Storage:		1	0	240				
Total 00 to 06 hours:			0	240				
Running Total from 0 to unknown:			0	240				

DRAFT

06 to 12 hours (* Does not include recall/mobilization time)

Portable Storage

Frac Tank

<u>Description</u>	<u>Stencil #</u>	<u>Quantity</u>	<u>EDRC</u>	<u>Storage</u>	<u>Owner</u>	<u>City</u>	<u>State</u>	<u>*Time Away (hr:mm)</u>
Frac Tank	0	2	0	952	ICN	Solway	MN	08:10
Mini Frac Tank	0	2	0	476	ICN	Olathe	KS	09:37
Frac Tank	0	1	0	500	ICN	Olathe	KS	09:37
Mobile Storage Trailer	0	2	0	1000	ICN	Eveleth	MN	09:40
Mini Frac Tank	0	1	0	240	ICN	Great Bend	KS	10:39
Frac Tank	0	1	0	238	ICN	Wichita	KS	11:36
Frac Tank	0	1	0	476	ICN	Wichita	KS	11:36
Sub Total Frac Tank:		10	0	3882				
Total Portable Storage:		10	0	3882				
Total 06 to 12 hours:			0	3882				
Running Total from 0 to unknown:			0	4122				

DRAFT

06 to 12 hours (* Does not include recall/mobilization time)

Support Equipment

Earth Moving Equipment

Description	Stencil #	Quantity	EDRC	Storage	Owner	City	State	*Time Away (hr:mm)
Track Loader	0	1	0	0	ICN	Hudson	WI	06:19
Excavator	0	2	0	0	ICN	Hudson	WI	06:19
Skid Steer	0	1	0	0	ICN	Hudson	WI	06:19
325 Excavator	0	1	0	0	ICN	North Platte	NE	07:33
966 Wheel Loader	0	1	0	0	ICN	North Platte	NE	07:33
Wheel Loader	0	1	0	0	ICN	North Platte	NE	07:34
Backhoe	0	1	0	0	ICN	North Platte	NE	07:34
Uniloader	0	1	0	0	ICN	North Platte	NE	07:34
Trackhoe-Mini	0	1	0	0	ICN	North Platte	NE	07:34
Toolcat	0	1	0	0	ICN	North Platte	NE	07:34
Excavator	0	1	0	0	ICN	Solway	MN	08:10
Backhoe	0	1	0	0	ICN	Solway	MN	08:10
Skidsteer Loader	0	1	0	0	ICN	Solway	MN	08:10
Caterpillar	0	1	0	0	ICN	Solway	MN	08:10
Crawler Loader	0	1	0	0	ICN	Solway	MN	08:10
Backhoe	0	1	0	0	ICN	Duluth	MN	08:59
Skid Steer	0	1	0	0	ICN	Duluth	MN	08:59
Mini Excavator	0	1	0	0	ICN	Duluth	MN	08:59
Mini Excavator	0	1	0	0	ICN	Duluth	MN	08:59
Skid Steer with Tracks	0	1	0	0	ICN	Duluth	MN	08:59
Backhoe	0	1	0	0	ICN	Kansas City	MO	09:14
Uniloader	0	2	0	0	ICN	Olathe	KS	09:37
Trackhoe - mini	0	1	0	0	ICN	Olathe	KS	09:37
Excavator	0	1	0	0	ICN	Olathe	KS	09:37
Wheel Loader	0	1	0	0	ICN	Olathe	KS	09:37
Backhoe-Loader	0	1	0	0	ICN	Eveleth	MN	09:40
Skid Steer-Loader	0	1	0	0	ICN	Eveleth	MN	09:40
Track Loader	0	1	0	0	ICN	Galesburg	IL	10:33
Excavator	0	1	0	0	ICN	Galesburg	IL	10:33
Uni Loader	0	1	0	0	ICN	Great Bend	KS	10:39
Trackhoe	0	1	0	0	ICN	Great Bend	KS	10:39
Excavator (JD 200)	0	1	0	0	ICN	Great Bend	KS	10:39
D 6 Dozer with winch	0	1	0	0	ICN	Great Bend	KS	10:39
Kubota Tractor	0	1	0	0	ICN	Great Bend	KS	10:39
Trencher (Uniloader Mount)	0	1	0	0	ICN	Great Bend	KS	10:39
Loader	0	26	0	0	ICN	Minot	ND	11:09
Excavator	0	29	0	0	ICN	Minot	ND	11:09
Skid Steer	0	15	0	0	ICN	Minot	ND	11:09
Grader	0	2	0	0	ICN	Minot	ND	11:09
Roller	0	10	0	0	ICN	Minot	ND	11:09
Scraper	0	5	0	0	ICN	Minot	ND	11:09
Dozer	0	10	0	0	ICN	Minot	ND	11:09
Sub Total Earth Moving Equipment:		134	0	0				

Roll-Off Container

Description	Stencil #	Quantity	EDRC	Storage	Owner	City	State	*Time Away (hr:mm)
Haz Roll-Off	0	4	0	0	ICN	North Platte	NE	07:34
Non-Haz Roll-Off	0	1	0	0	ICN	North Platte	NE	07:34
Haz Roll-Off	0	16	0	0	ICN	Olathe	KS	09:37
Non-Haz Roll-Off	0	2	0	0	ICN	Olathe	KS	09:37
Roll-Off Container	0	20	0	0	ICN	Eveleth	MN	09:40
Haz Roll-Off	0	12	0	0	ICN	Great Bend	KS	10:39
Non-Haz Roll-Off	0	1	0	0	ICN	Great Bend	KS	10:39

Sub Total Roll-Off Container: 56 0 0

Total Support Equipment: 190 0 0

Total 06 to 12 hours: 0 0

Appendix D- Incident Command System Job Descriptions

DRAFT

APPENDIX D

The following job descriptions and guidelines are intended to be used as a tool to assist Local ERP members and IMT members in their particular positions within the Incident Command System (ICS):

- Incident Commander
- Public Information Officer
- Liaison Officer
- Safety Officer
- Operations Section Chief
- Staging Group Leader
- Repair Group Leader
- Containment Group Leader
- Planning Section Chief
- Environmental Group Leader
- Situation Group Leader
- Logistics Section Chief
- Communications Group Leader
- Security/Medical Group Leader
- Supply/Ground Support Group Leader
- Finance Section Chief
- Accounting Group Leader
- Claims Group Leader
- Legal Group Leader
- Business Resumption Section Chief
- Repair Coordinator

INCIDENT COMMANDER

The Incident Commander (IC) manages all activities related to an emergency response and acts as Qualified Individual (QI). As such, the Incident Commander needs to be familiar with the contents of the Facility Response Plan (FRP), Oil Spill Response Plan (OSRP), Emergency Response Action Plan (ERAP), and the Spill Prevention Control and Countermeasure Plan (SPCC). The Incident Commander (IC) must also be familiar with the operation of the Incident Command System (ICS) and the Unified Command Structure (UCS).

The primary goal of this system is to establish and maintain control of the emergency response. If the emergency involves a multi-jurisdictional response (Federal and State), the Unified Command Structure (UCS) should be established. **Realize that the Federal On-Scene Coordinator (FOSC) does have the authority to override the Incident Commander and assume control of the response.** Every effort should be made to establish a collaborative relationship to manage the incident site with the appropriate responding agencies.

As soon as possible following an incident, a critique of the response shall be conducted and follow-up action items identified. Participants may include Operations Control personnel, Company supervisors, and employees and outside agencies involved in the response.

Responsibilities:

- Maintain Activity Log.
- Establish Incident Command/Unified Command Post.
- Activate necessary section(s) of the Incident Command System (ICS) to deal with the emergency. Fill out the appropriate section(s) of the Incident Command organization chart and post it at the Incident Command Center.
- Develop goals and objectives for response.
- Work with Safety Officer and Planning Section Chief to develop a Site Safety Plan (SSP).
- Approve, authorize, and distribute Incident Action Plan (IAP) and SSP.
- Conduct planning meetings and briefings with the section chiefs.
- As Qualified Individual coordinate actions with Federal On-Scene Coordinator (FOSC) and State On-Scene Coordinator (SOSC).
- In a multi-jurisdictional response, ensure all agencies are represented in the ICS.
- Coordinate /approve media information releases with the FOSC, SOSC, and Public Information Officer (PIO).
- Keep management informed of developments and progress.
- Authorize demobilization of resources as they are no longer needed.
- Complete Incident Debriefing Form

PUBLIC INFORMATION OFFICER

The Public Information Officer (PIO) provides critical contact between the media/public and the emergency responders. The PIO is responsible for developing and releasing information about the incident to the news media, incident personnel, appropriate agencies and public. When the response is multi-jurisdictional (involves the federal and state agencies), the PIO must coordinate gathering and releasing information with these agencies.

The PIO needs to communicate that the Company is conducting an effective response to the emergency. The PIO is responsible for communicating the needs and concerns of the public to the Incident Commander (IC).

Responsibilities:

- Maintain Activity Log.
- Obtain briefing from IC.
- Participate in all planning meetings and briefings.
- Obtain outside information that may be useful to incident planning.
- Develop goals and objectives regarding public information.
- Arrange for necessary workspace, materials, telephones and staffing for Public Information Center (PIC).
- Establish a PIC, ensuring all appropriate agencies participate.
- Provide a single point of media contact for the IC.
- Coordinate media access to the response site as approved by the IC.
- Obtain approval for release of information from the IC.
- Arrange for meetings between media and emergency responders.
- Maintain list of all media present.
- Participate in Post Incident Review.

LIAISON OFFICER

If a Unified Command Structure is not established, a Liaison Officer is appointed as the point of contact for personnel assigned to the incident from assisting or cooperating agencies.

Responsibilities:

- Maintain Activity Log.
- Obtain briefing from Incident Commander (IC).
- Participate in planning meetings and briefings.
- Identify and maintain communications link with agency representatives, assisting, and coordinating agencies.
- Identify current or potential inter-organizational issues and advise IC as appropriate.
- Coordinate with Legal Group Leader and Public Information Officer (PIO) regarding information and documents released to government agencies.
- Participate in Post Incident Review

DRAFT

SAFETY OFFICER

The Safety Officer is responsible for assessing and monitoring hazardous and unsafe situations at the emergency response site(s). The Safety Officer must develop measures that assure the safety of the public and response personnel. This involves maintaining an awareness of active and developing situations, ensuring the preparation and implementation of the Site Safety Plan (SSP) and assessing safety issues related to the Incident Action Plans (IAP).

Responsibilities:

- Maintain Activity Log.
- Obtain briefing from Incident Commander (IC).
- Develop, implement, and disseminate SSP with IC and section chiefs.
- Participate in planning meetings and briefings.
- Establish safety staff if necessary.
- Identify emergency contact numbers. Fill out emergency contact chart and post in the Incident Command Center.
- Conduct safety briefings with all emergency responders.
- Investigate accidents that have occurred during emergency response.
- Ensure proper hazard zones are established.
- Ensure all emergency responders have appropriate level of training.
- Ensure proper Personal Protective Equipment (PPE) is available and used.
- Advise Security/Medical Group Leader concerning PPE requirements.
- Ensure emergency alarms/warning systems are in place as needed.
- Participate in Post Incident Review

OPERATIONS SECTION CHIEF

The Operations Section Chief is responsible for the management of all operations applicable to the field response and site restoration activities. Operations directs field activities based on the Incident Action Plan (IAP) and Site Safety Plan (SSP).

Responsibilities:

- Maintain Activity Log.
- Obtain briefing from Incident Commander (IC).
- Participate in Incident Command planning meetings and briefings.
- Conduct planning meetings and briefings for Operations Section.
- Develop operations portion of IAP.
- Supervise the implementation of the IAP.
- Make or approve expedient changes to the IAP.
- Request resources needed to implement IAP.
- Approve list of resources to be released.
- Ensure safe tactical operations.
- Establish a staging area for personnel and equipment.
- Confirm first responder actions.
- Confirm the completion of rescue/evacuation and administering of first aid.
- Confirm site perimeters have been established.
- Coordinate activities of public safety responders, contractors, and mutual assistance organizations.
- Participate in Post Incident Review

STAGING GROUP LEADER

The Staging Group Leader is responsible for managing all activities within the staging area(s). The Staging Group Leader will collect, organize, and allocate resources to the various response locations as directed by Operations Section Chief.

Responsibilities:

- Maintain Activity Log.
- Obtain briefing from Operations Section Chief.
- Participate in Operations' planning meetings and briefings.
- Advise Operations Section Chief of equipment location and operational status.
- Periodically advise Operations Section Chief on inventory status of consumable items (sorbent pads, sorbent boom, etc.).
- Coordinate with Logistics Section Chief regarding inbound equipment, personnel, and supplies.
- Participate in development of Operations' portion of Incident Action Plan (IAP).
- Establish check-in function and inventory control as appropriate.
- Allocate personnel/equipment to site(s) as requested.
- Establish and maintain boundaries of staging area(s).
- Demobilize/relocate staging area as needed.
- Post signs for identification and traffic control.
- Participate in Post Incident Review

DRAFT

REPAIR GROUP LEADER

The Repair Group Leader is responsible for supervising the repair and restoration of pipeline facilities.

Responsibilities:

- Maintain Activity Log.
- Obtain briefing from Operations Section Chief.
- Periodically advise Operations Section Chief on status of restoration activities.
- Conduct frequent hazard assessments and coordinate safety needs with Operations Section Chief and Safety Officer.
- Participate in Operations' planning meetings and briefings.
- Participate in development of Operations' portion of Incident Action Plan (IAP).
- Conduct facility restoration activities in accordance with Company procedures, Site Safety Plan (SSP) and IAP.
- Determine and request additional materials, equipment, and personnel as needed.
- Ensure all equipment is decontaminated prior to being released.
- Participate in Post Incident Review

DRAFT

CONTAINMENT GROUP LEADER

The Containment Group Leader is responsible for supervising the containment and recovery of spilled product and contaminated environmental media both on land and on water.

Responsibilities:

- Maintain Activity Log.
- Obtain briefing from Operations Section Chief.
- Participate in Operations' planning meetings and briefings.
- Participate in development of Operations' portion of Incident Action Plan (IAP).
- Conduct activities in accordance with the IAP.
- Assess overall situation for containment and recovery needs and supervise group activities.
- Periodically advise the Operations Section Chief on the status of containment and recovery actions.
- Ensure hazard zones are established and maintained.
- Ensure adequate communication equipment for the containment group response.
- Determine and request additional resources as needed.
- Participate in Post Incident Review

DRAFT

PLANNING SECTION CHIEF

The Planning Section Chief is responsible for collecting, evaluating, and disseminating information related to the current and future events of the response effort. The Planning Section Chief must understand the current situation; predict the future course of events; predict future needs; develop response and cleanup strategies; and review the incident once complete.

The Planning Section Chief must coordinate activities with the Incident Commander (IC) and other Section Chiefs to ensure that current and future needs are appropriately handled.

Responsibilities:

- Maintain Activity Log.
- Obtain briefing from the IC.
- Establish and maintain communication with IC and other Section Chiefs.
- Advise IC on any significant changes of incident status.
- Conduct planning meetings and briefings for Planning section.
- Coordinate and provide input to the preparation of the Incident Action Plan (IAP).
- Participate in Incident Command planning meetings and briefings.
- In a multi-jurisdictional response, ensure that all agencies are represented in the Planning Section.
- Coordinate future needs for the emergency response.
- Determine response personnel needs.
- Determine personnel needs and request personnel for Planning section.
- Assign technical specialists (archaeologists, historians, biologists, etc.) where needed.
- Collect and analyze information on the situation.
- Assemble information on alternative response and cleanup strategies.
- Ensure situation status unit has a current organization chart of the Incident Command Organization.
- Provide periodic spill movement/migration prediction.
- Participate in Post Incident Review

ENVIRONMENTAL GROUP LEADER

The Environmental Group Leader is responsible for ensuring that all areas impacted by the release are identified and cleaned up following company and regulatory standards. The Environmental Group Leader supports Planning and Operations to minimize and document the environmental impact of the release.

The Environmental Group Leader must plan for future site considerations such as long-term remediation and alternative response strategies in unusually sensitive areas. In a Unified Command Structure (UCS), representatives from the federal and state responding agencies will be included in this group.

Responsibilities:

- Maintain Activity Log.
- Obtain briefing from the Planning Section Chief.
- Participate in Planning section meetings and briefings.
- Participate in development of Planning's portion of Incident Action Plan (IAP).
- Coordinate environmental activities with responding regulatory agencies.
- Periodically advise the Planning Section Chief on status of group activities.
- Request additional personnel/specialists to support response effort.
- Determine environmental group resource needs.
- Identify and develop a prioritized list of natural, cultural, and economic (NCE) resources at risk.
- Initiate and coordinate Natural Resources Damage Assessment (NRDA) activities.
- Develop a management plan for recovered contaminated media and ensure coordination with Containment Group Leader.
- Ensure proper management of injured/oiled wildlife.
- Determine alternative cleanup strategies for response.
- Participate in Post Incident Review

SITUATION GROUP LEADER

The Situation Group Leader is responsible for the collection, evaluation, display, and dissemination of all information related to the emergency response effort. The Situation Group Leader must establish and maintain communications with all portions of the Incident Command and the response site in order to collect the information. The Situation Group Leader also attempts to predict spill movement/migration and identifies areas that may be impacted by the emergency.

Responsibilities:

- Maintain Activity Log.
- Obtain briefing from the Planning Section Chief.
- Participate in Planning section meetings and briefings.
- Participate in development of Planning's portion of Incident Action Plan (IAP).
- Maintain a master list of response resources ordered, in staging and in use.
- Collect and display current status of requested response resources.
- Collect and display current status of resources, current spill location, personnel, and weather.
- Analyze current information to determine spill trajectory and potential impacts.
- Disseminate information concerning the situation status upon request from the emergency responders.
- Provide photographic services and maps.
- Establish periodic reconnaissance of impacted area to support information needs.
- Collect information on the status of the implementation of Incident Action Plans. Display this information in the Incident Command Center.
- Participate in Post Incident Review

LOGISTICS SECTION CHIEF

The Logistics Section Chief is responsible for procuring facilities, services, and material in support of the emergency response effort.

Responsibilities:

- Maintain Activity Log.
- Obtain briefing from the Incident Commander (IC).
- Participate in Incident Command planning meetings and briefings.
- Conduct planning meetings and briefings for Logistics section.
- Participate in the preparation of the Incident Action Plan (IAP).
- Identify service and support requirements for planned operations.
- Identify sources of supply for identified and potential needs.
- Advise IC on current service and support requirements.
- Procure needed materials, equipment and services from sources by means consistent with the timing requirements of the IAP and Operations.
- Ensure all purchases are documented.
- Participate in Post Incident Review

DRAFT

COMMUNICATIONS GROUP LEADER

The Communications Group Leader is responsible for ensuring that the Incident Command and emergency responders have reliable and effective means of communication. This may involve activation of multiple types of communications equipment and coordination among multiple responding agencies and contractors.

Responsibilities:

- Maintain Activity Log.
- Obtain briefing from Logistics Section Chief.
- Periodically advise Logistics Section Chief on status of communications group.
- Participate in Logistics section planning meetings and briefings.
- Participate in development of Logistics' portion of Incident Action Plan (IAP).
- Establish an Incident Command communications center.
- Ensure Incident Commander (IC) has communications compatible with other response agencies.
- Identify all communications circuits/equipment used by emergency responders and keep a chart updated with this information.
- Determine the type and amount of communications required to support the response effort (computer, radio, telephone, fax, etc.).
- Ensure timely establishment of adequate communications equipment and systems.
- Advise Logistics Section Chief on communications capabilities/limitations.
- Establish an equipment inventory control system for communications gear.
- Ensure all equipment is tested and repaired.
- Participate in Post Incident Review

SECURITY/MEDICAL GROUP LEADER

The Security/Medical Group Leader is responsible for developing a plan to deal with medical emergencies, obtaining medical aid and transportation for emergency response personnel, and preparation of reports and records.

The Security/Medical Group Leader is responsible for providing safeguards needed to protect personnel and property from loss or damage. The Security/Medical Group Leader also controls access to the emergency site and Incident Command Center.

Responsibilities:

- Maintain Activity Log.
- Obtain briefing from Logistics Section Chief.
- Periodically advise Logistics Section Chief on the status of security and medical problems.
- Participate in Logistics meetings and briefings.
- Participate in development of Logistics' portion of Incident Action Plan (IAP).
- Determine and develop security/medical support plan needs.
- Request medical or security personnel, as needed.
- Work with Safety Officer to identify/coordinate local emergency medical services.
- Coordinate with Safety Officer and Operations Section Chief to establish the Site Safety Plan (SSP) with site boundaries, hazard zones, escape routes, staging areas, Command Center and Personal Protective Equipment (PPE) requirements.
- Coordinate/develop an identification system in order to control access to the incident site.
- Participate in Post Incident Review

SUPPLY/GROUND SUPPORT GROUP LEADER

The Supply/Ground Support Group Leader is responsible for procurement and the disposition of personnel, equipment, and supplies; receiving and storing all supplies for the incident; maintaining an inventory of supplies; and servicing non-expendable supplies and equipment. The Supply/Ground Support Group Leader supports the following: transportation of personnel; supplies, food, equipment; and fueling, service, maintenance and repair of vehicles and equipment.

Responsibilities:

- Maintain Activity Log.
- Obtain briefing from Logistics Section Chief.
- Periodically advise Logistics Section Chief on status of supply/ground support group.
- Participate in Logistics meetings and briefings.
- Participate in development of Logistics' portion of Incident Action Plan (IAP).
- Communicate with Staging Group Leader concerning material, equipment and personnel that are inbound and the approximate time of arrival.
- Coordinate with other Section Chiefs to ascertain the priority of needed materials, equipment and services.
- Coordinate with Finance Section Chief to establish accounts, purchase orders, AFEs and procedures as necessary.
- Establish an inventory control system for materials and equipment.
- Maintain roads, when necessary.
- Participate in Post Incident Review

FINANCE SECTION CHIEF

The Finance Section Chief is responsible for accounting, legal, right-of-way and risk management functions that support the emergency response effort. In this role, the primary responsibility is supporting the Command Staff and Logistics Section matters pertaining to expenses during and following the emergency response.

Responsibilities:

- Maintain Activity Log.
- Obtain briefing from Incident Commander (IC).
- Participate in Incident Command planning meetings and briefings.
- Conduct planning meetings and briefings for Finance section.
- Participate in preparation of the Incident Action Plan (IAP).
- Participate in planning meetings.
- Participate in Unified Command System (UCS) as incident warrants.
- Request assistance of corporate accounting, legal, right-of-way or risk management as needed.
- Assist with contracting administration.
- Participate in Post Incident Review

DRAFT

ACCOUNTING GROUP LEADER

The Accounting Group Leader is responsible for accumulating and dispensing funding during an emergency response. All charges directly attributed to the incident should be accounted for in the proper charge areas.

Responsibilities:

- Maintain Activity Log.
- Obtain briefing from Finance Section Chief.
- Periodically advise Finance Section Chief.
- Participate in Finance planning meetings and briefings.
- Participate in development of Finance's portion of Incident Action Plan (IAP).
- Make recommendations for cost savings to Finance and Logistics Section Chiefs.
- Establish accounts as necessary to support the Logistics section.
- Ensure all invoices are documented, verified, and paid accordingly.
- Involve corporate accounting group for assistance as necessary.
- Participate in Post Incident Review

DRAFT

CLAIMS GROUP LEADER

The Claims Group Leader is responsible for managing all risk management and right-of-way issues at, during, and following an emergency response. It is important that all claims are investigated and handled expediently.

Responsibilities:

- Maintain Activity Log.
- Obtain briefing from Finance Section Chief.
- Participate in Finance planning meetings and briefings.
- Participate in development of Finance's portion of Incident Action Plan (IAP).
- Periodically inform affected parties of status of emergency response.
- Review and authorize payment of all claims.
- Provide needs of evacuated persons or groups.
- Purchase or acquire property.
- Inform and update necessary insurance groups and underwriters.
- Involve corporate Risk Management or Land, Records, and Claims as needed.
- Participate in Post Incident Review

DRAFT

LEGAL GROUP LEADER

The Legal Group Leader is responsible for advising the Incident Command Staff and Section Chiefs on all matters that may involve legal issues.

Responsibilities:

- Maintain Activity Log.
- Obtain briefing from Finance Section Chief.
- Periodically advise Finance Section Chief of status.
- Participate in Finance planning meetings and briefings.
- Participate in development of Finance's portion of Incident Action Plan (IAP).
- Conduct investigations per Incident Commander's (IC) request.
- Provide skilled negotiators.
- Communicate to all affected emergency response personnel if work product is declared "Attorney-Client Privilege."
- Participate in Post Incident Review

DRAFT

BUSINESS RESUMPTION SECTION CHIEF

The Business Resumption Section Chief is responsible for managing and directing activities of the repair crews and contractors.

Responsibilities:

- Establish and direct the repairs activities.
- Ensure that all work is done in a manner to ensure the safety of all employees and the public.
- Establish and direct any required staging activities.
- Participate in Post Incident Review

DRAFT

REPAIR COORDINATOR

The Repair Coordinator is responsible for the timely, efficient, and safe repair of the damaged pipeline segment so that loss of service will be as brief as possible without compromising safety or integrity of repair. Ensure that temporary and/or permanent repair of the affected asset is done in accordance with approved methods.

Responsibilities:

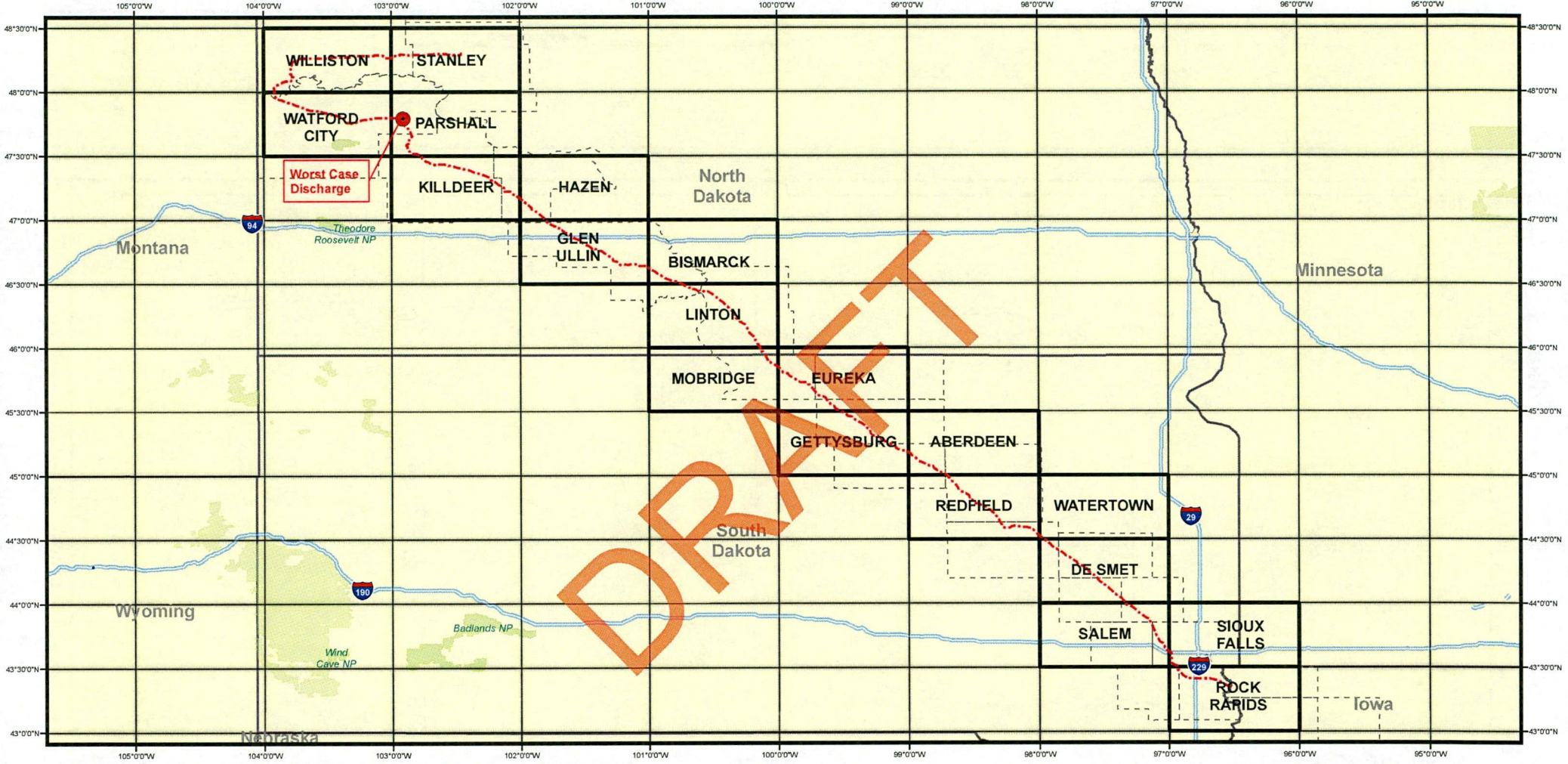
- Determine extent and cause of damage.
- Obtain necessary materials, personnel and equipment to repair damage.
- Plan and execute repairs.
- Verify that repairs are complete and sound using proven test methods (x-ray, hydrostatic test or other accepted methods) and in compliance with DOT requirements.
- Supervise completion of repair by the use of proper back-fill materials and techniques.
- Return the ROW to acceptable condition.
- Inform the Incident Commander when pipeline is ready for return to service.
- Coordinate activities with HES and DOT representatives.
- Participate in Post Incident Review

DRAFT

Appendix E- Response Zone Maps

- Aberdeen
- Bismarck
- De Smet
- Eureka
- Gettysburg
- Glen Ullin
- Hazen
- Killdear
- Linton
- Mobridge
- Parshall
- Redfield
- Salem
- Sioux Falls
- Stanley
- Watertown
- Watford City
- Williston

DRAFT

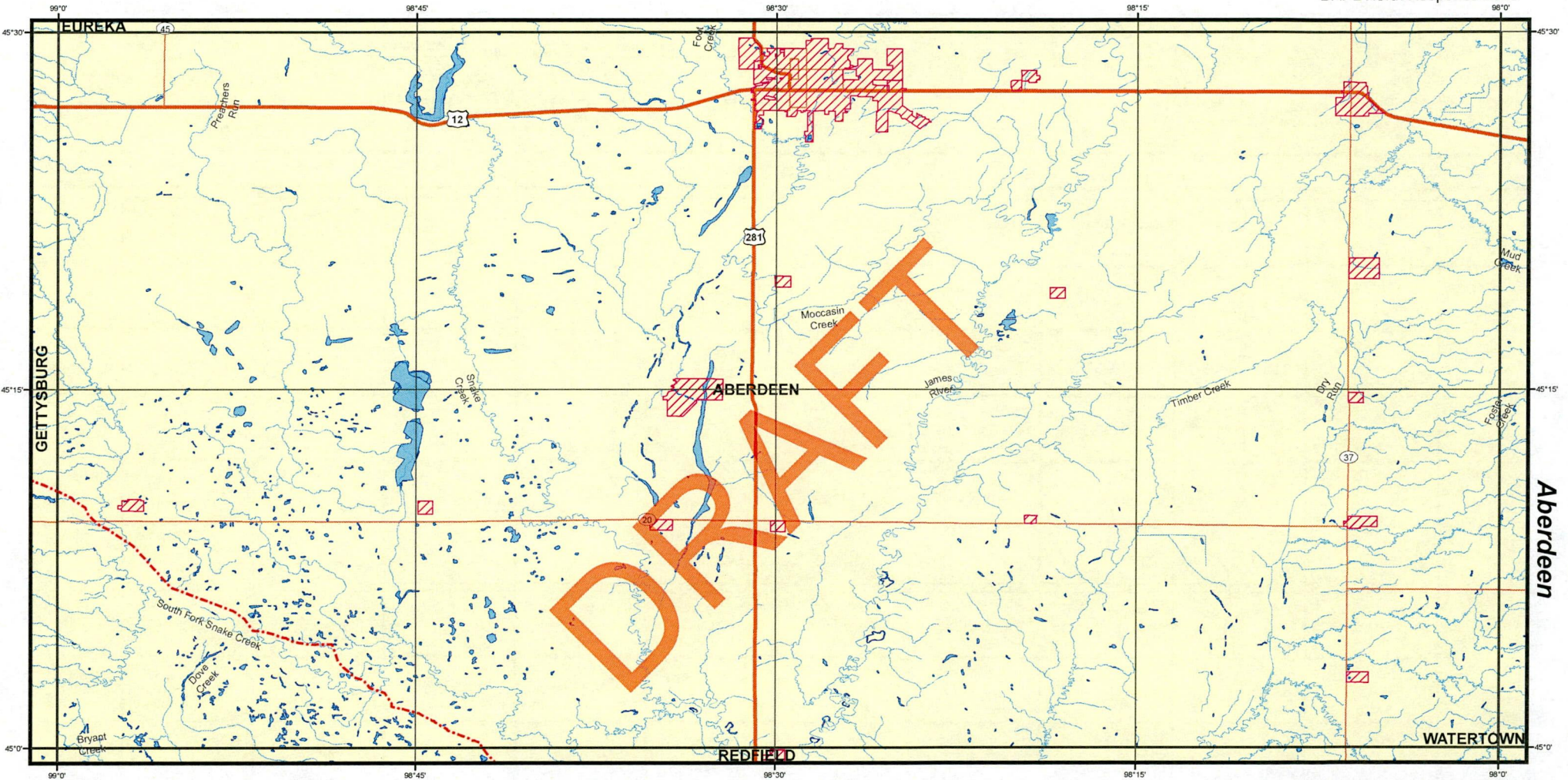


DAPL North Overview Map




LEGEND

- Station
- DAPL Pipeline
- Pipeline Sensitivity Area
- County Boundary
- Other Population Area
- High Population Area
- Ecological Area
- Drinking Water Area



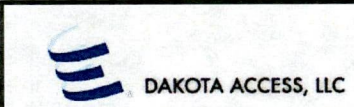
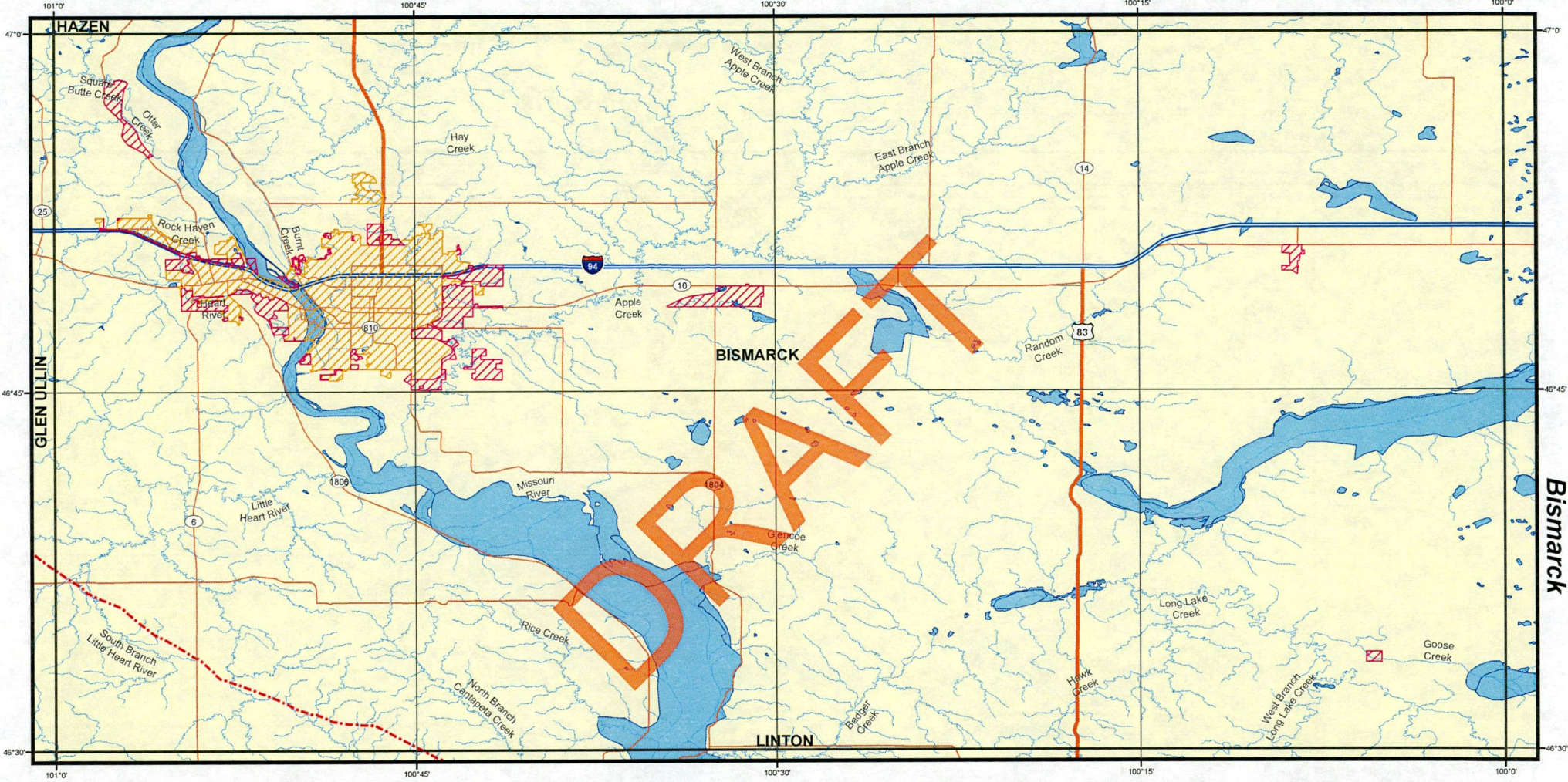
DAKOTA ACCESS, LLC

Aberdeen

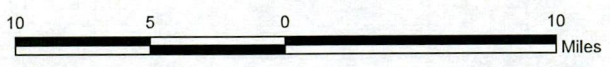


LEGEND

- - - DAPL
- Stations
- ⌚ Schools
- ★ Water Intake
- + Hospitals
- Pipeline Parks/Recreation Areas
- OPA
- HPA
- ECO
- DWA

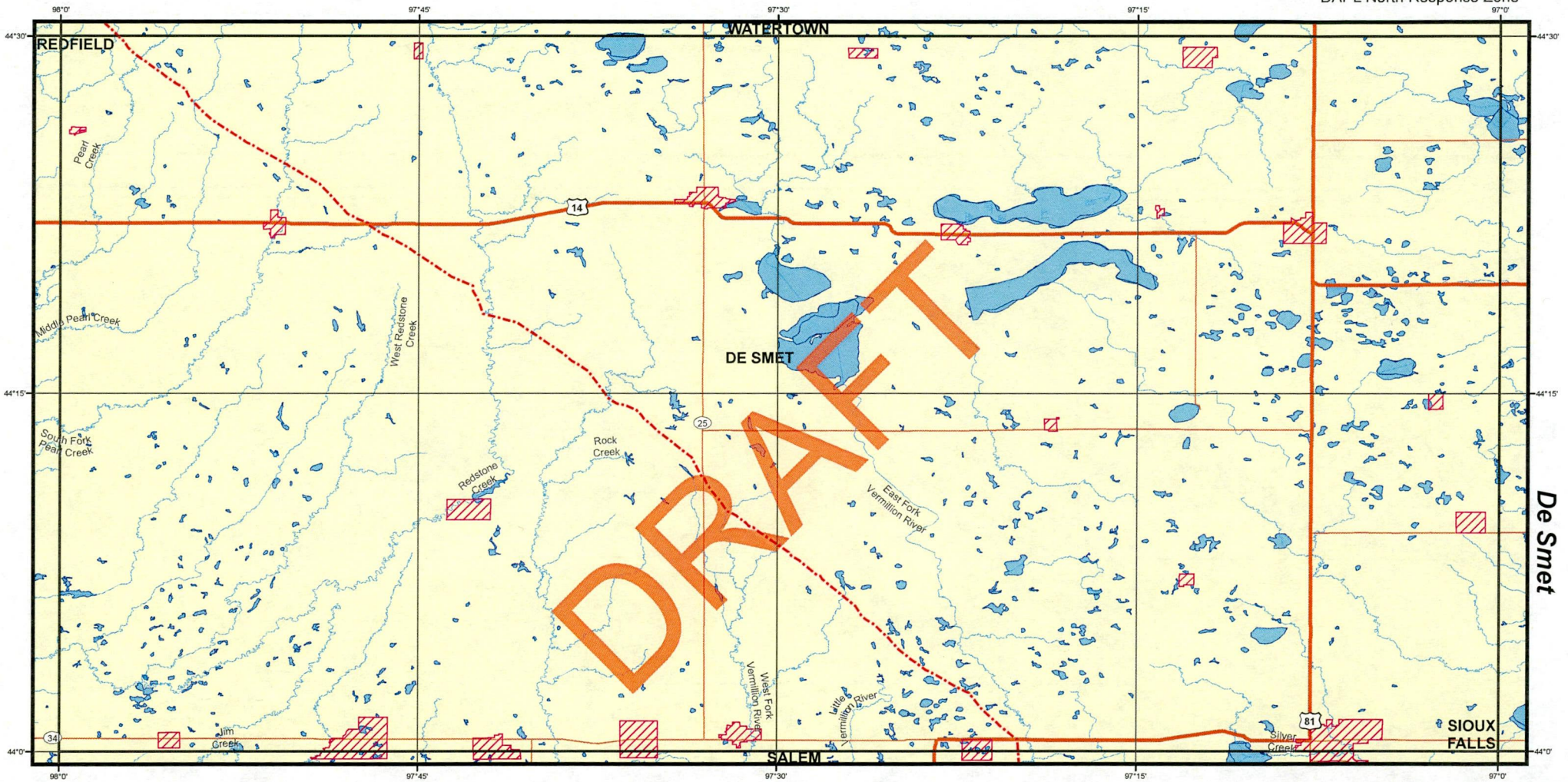


Bismarck



LEGEND

- - - DAPL I
- Stations
- T Schools
- ★ Water Intake
- + Hospitals
- Parks/Recreation Areas
- OPA
- HPA
- ECO
- DWA




De Smet




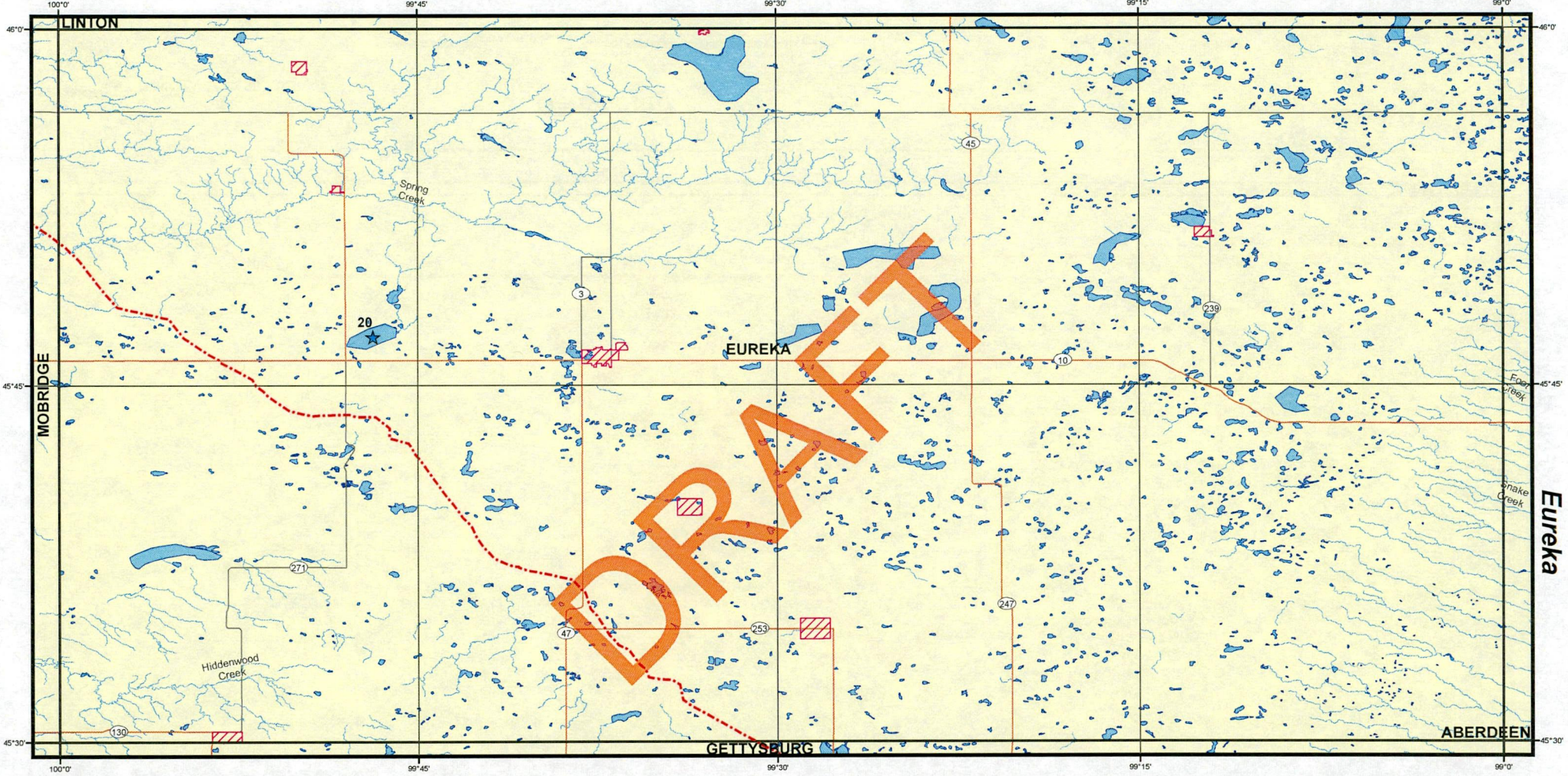
DAKOTA ACCESS, LLC

De Smet




LEGEND

- - - DAPL I
- Stations
- + Schools
- ★ Water Intake
- + Hospitals
- Parks/Recreation Areas
- OPA
- HPA
- ECO
- DWA

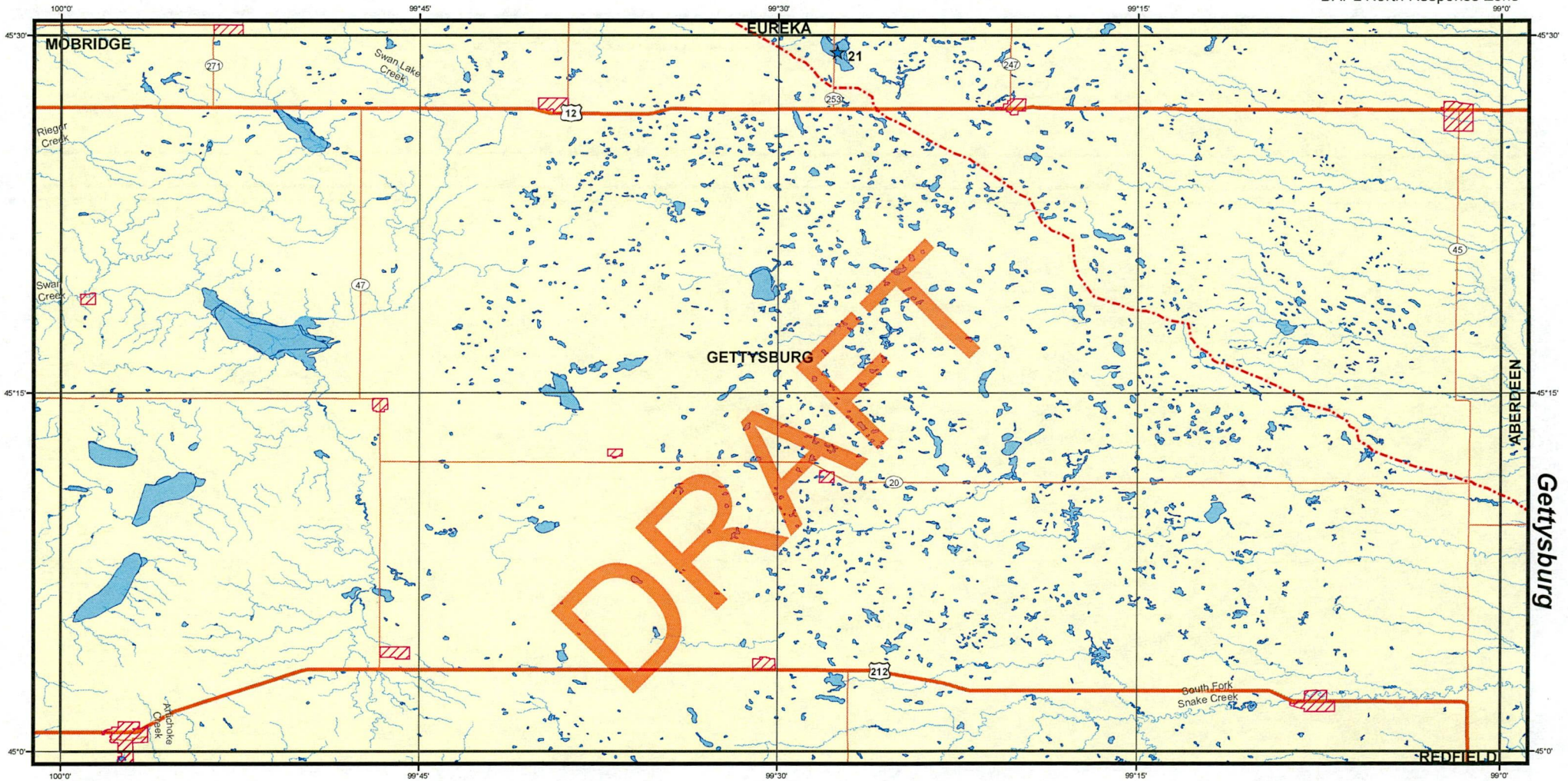


Eureka



LEGEND

- - - DAPL I
- Stations
- ▲ Schools
- ★ Water Intake
- + Hospitals
- Pipeline
- Parks/Recreation Areas
- OPA
- HPA
- ECO
- DWA




DRAFT

Gettysburg

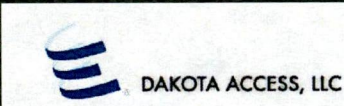
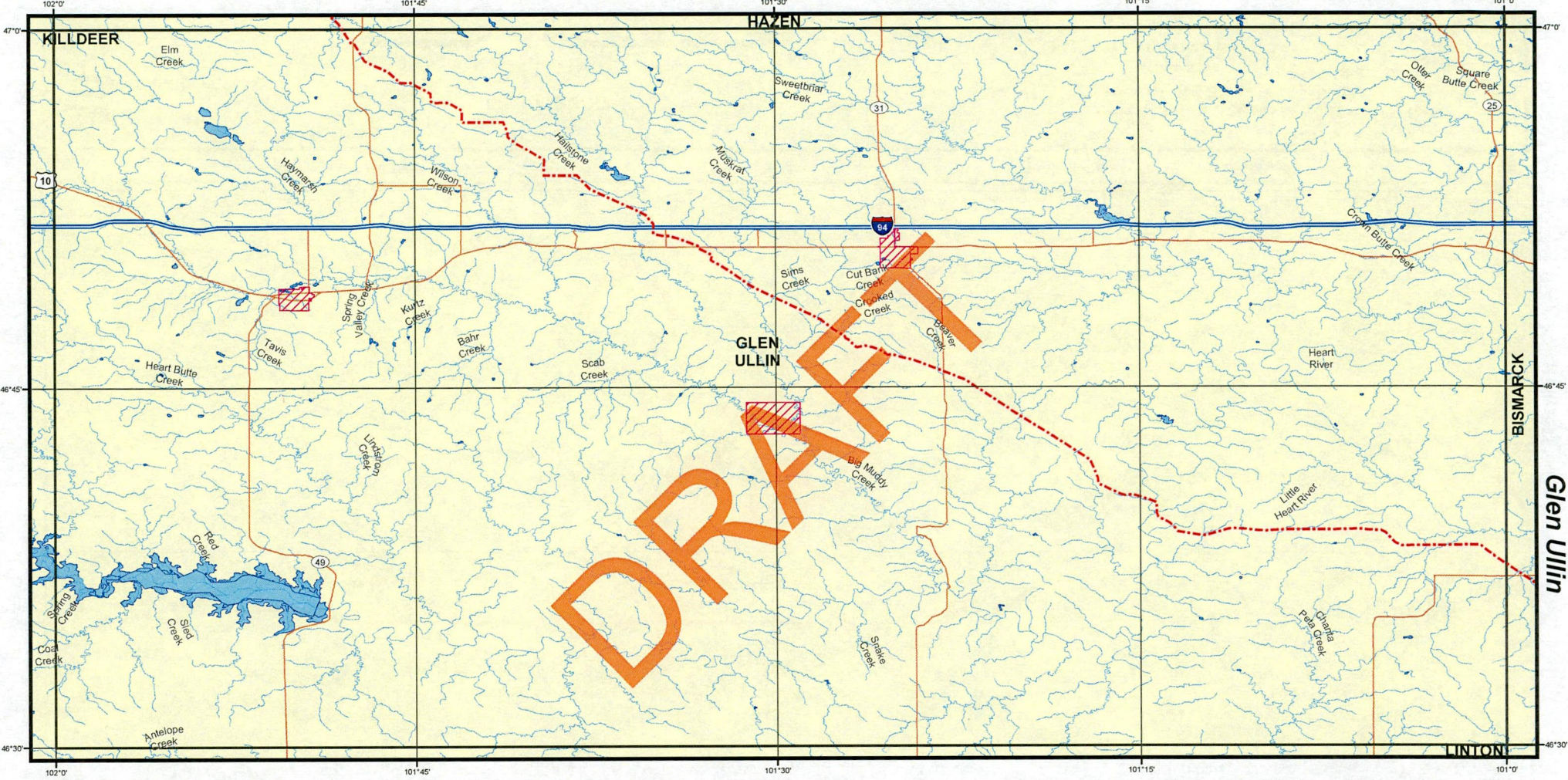


Gettysburg




LEGEND

- - - DAPL I
- Stations
- T Schools
- ★ Water Intake
- + Hospitals
- Parks/Recreation Areas
- OPA
- HPA
- ECO
- DWA



Glen Ullin



LEGEND

- - - DAPL I
- Stations
- + Schools
- ★ Water Intake
- + Hospitals
- Parks/Recreation Areas
- OPA
- HPA
- ECO
- DWA


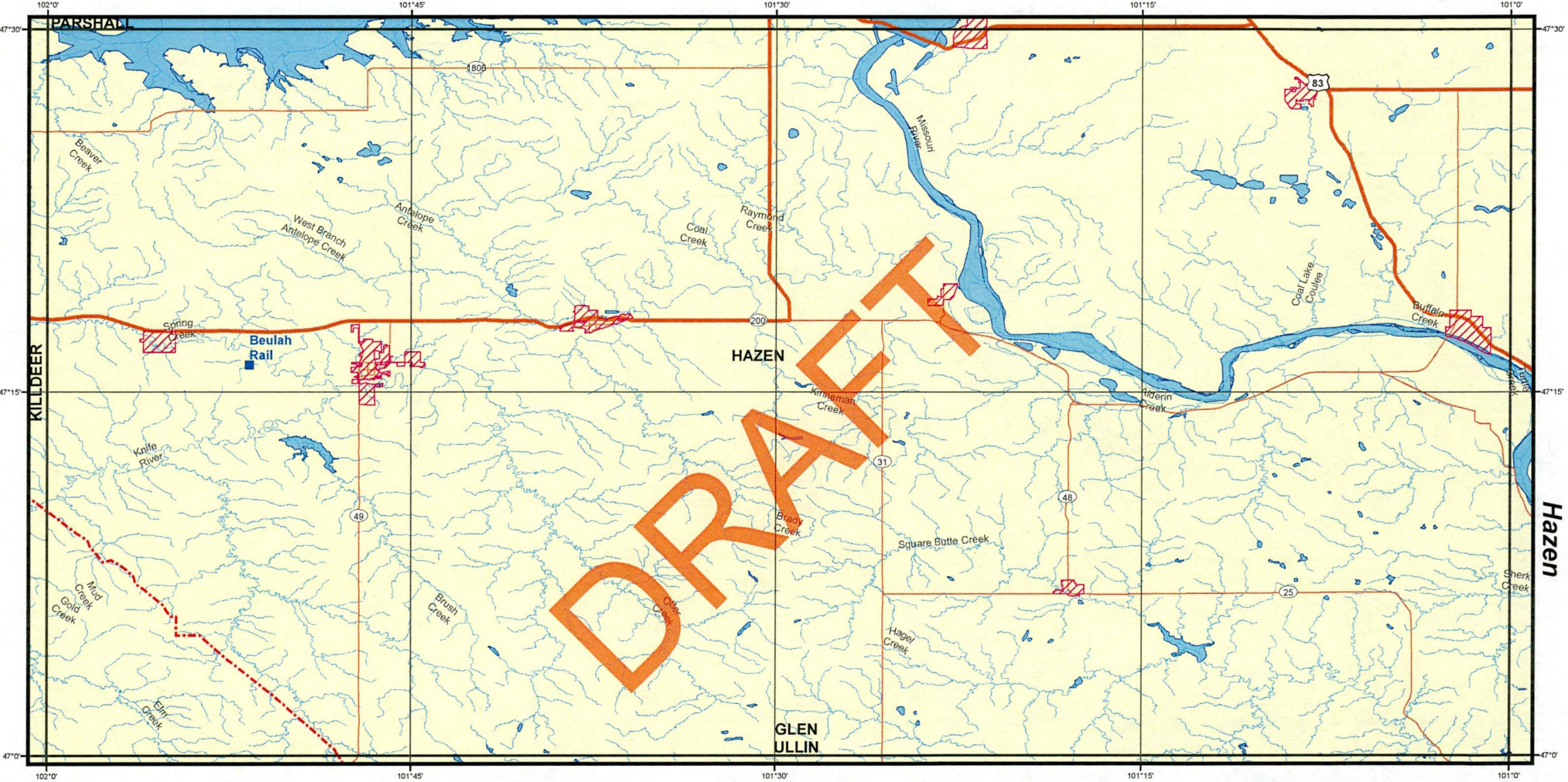
Glen Ullin

LINTON


BISMARCK

HAZEN

KILLDEER


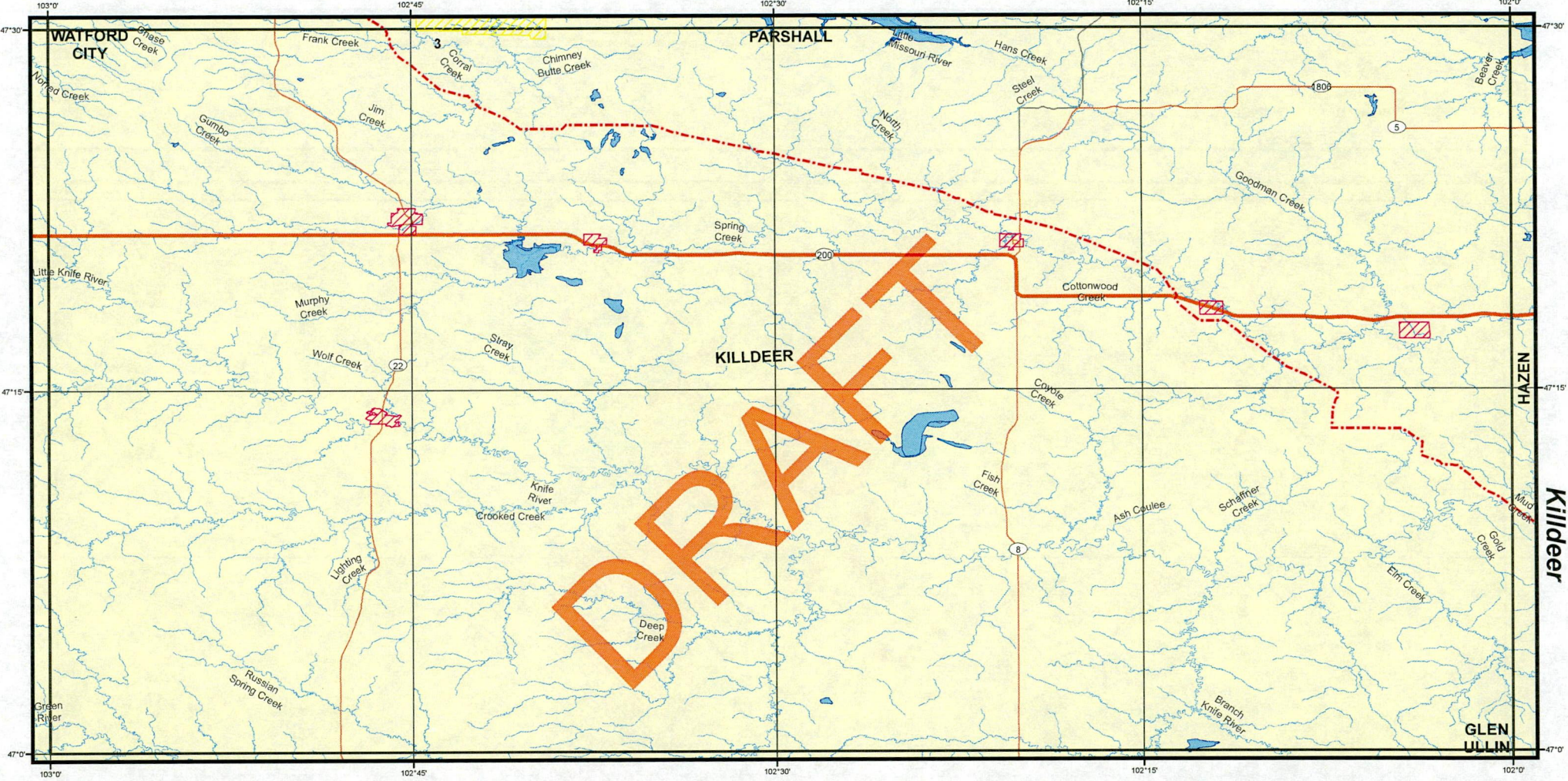


Hazen




LEGEND

- - - DAPL Pipeline
- Stations
- + Schools
- ★ Water Intake
- + Hospitals
- Parks/Recreation Areas
- OPA
- HPA
- ECO
- DWA

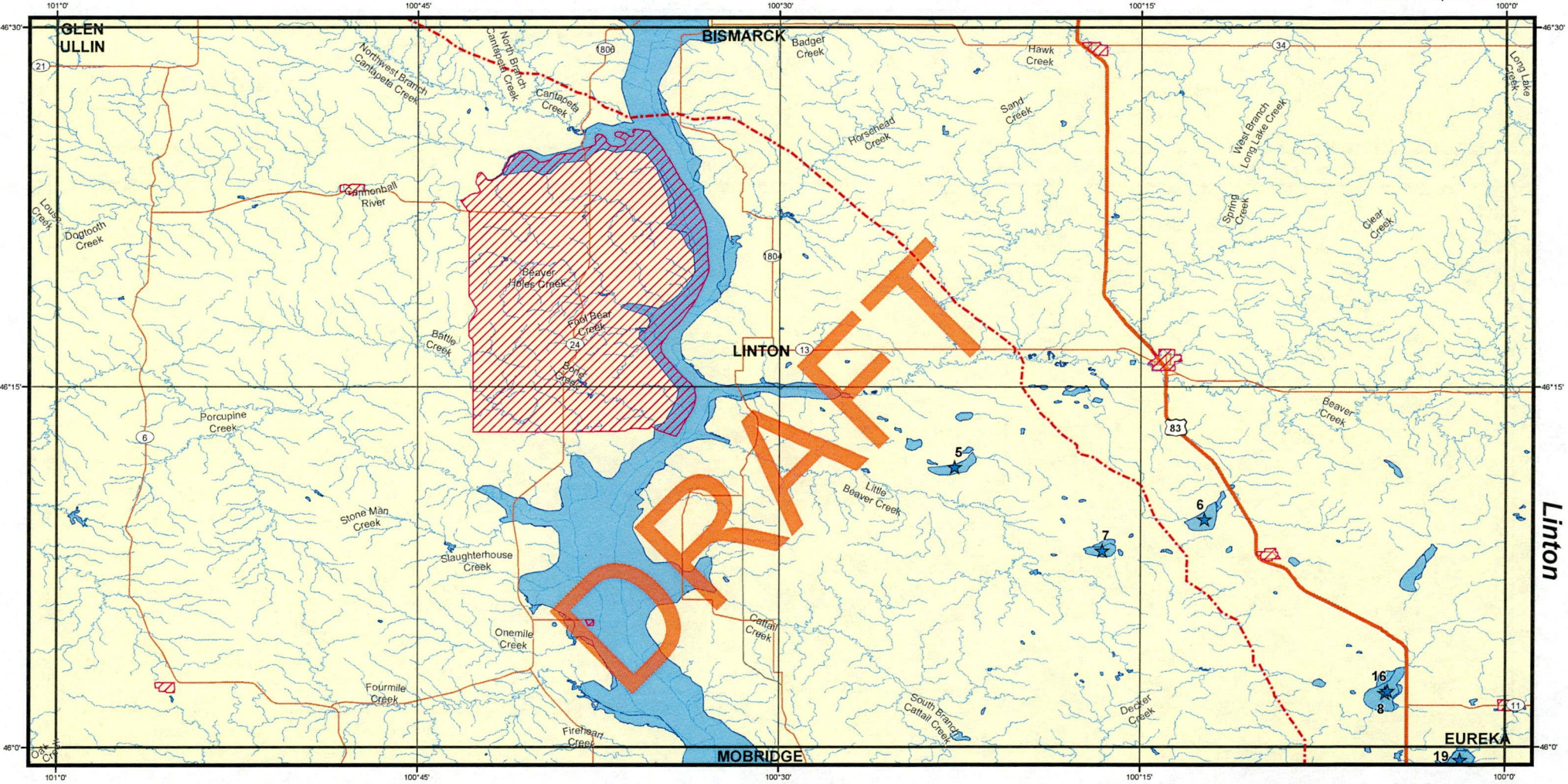



Killdeer



LEGEND


- - - DAPL I Pipeline
- Stations
- T Schools
- ★ Water Intake
- ⊕ Hospitals
- ▨ Parks/Recreation Areas
- ▨ OPA
- ▨ HPA
- ▨ ECO
- ▨ DWA






DAKOTA ACCESS, LLC

Linton

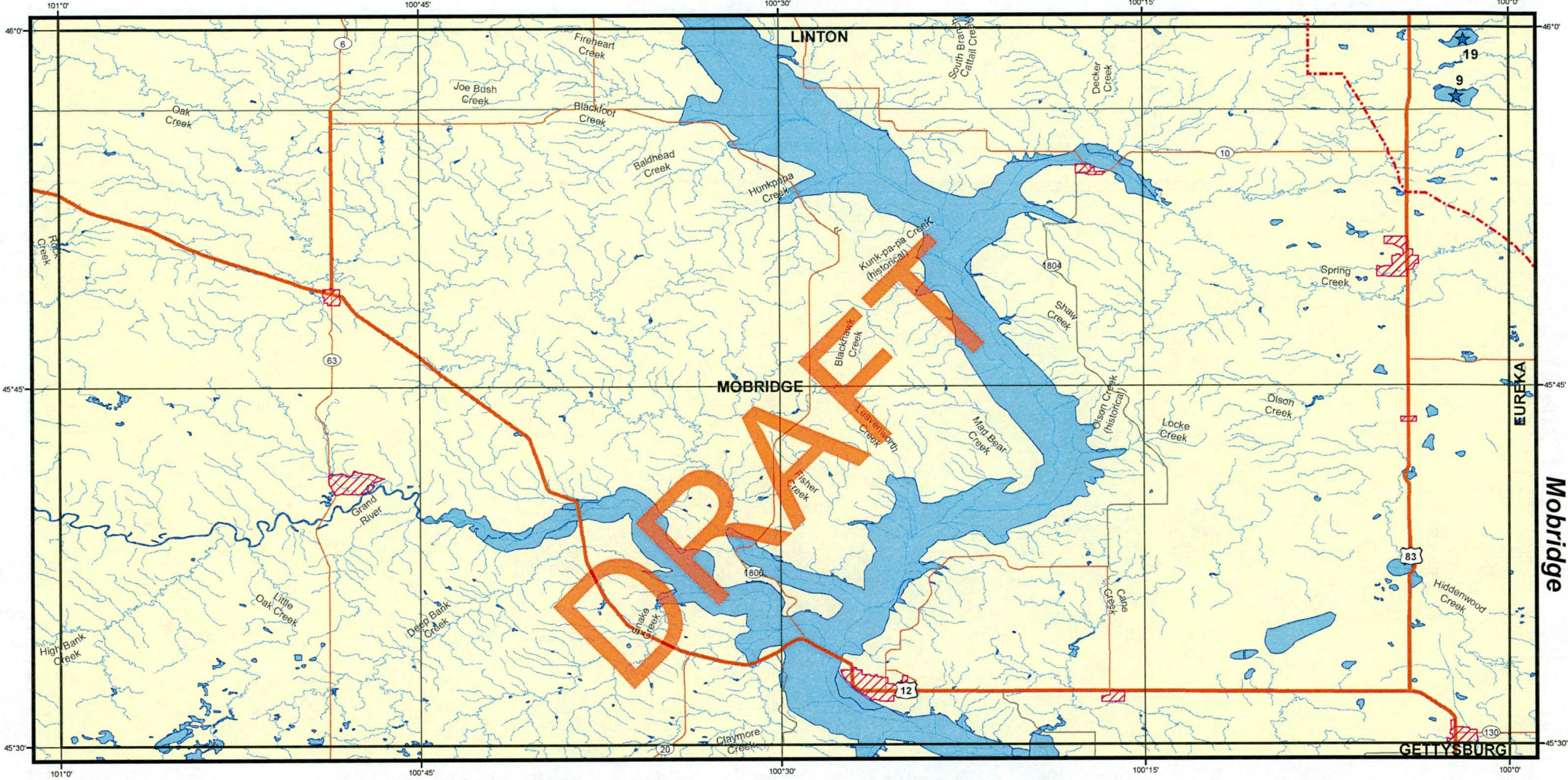


10 5 0 10 Miles

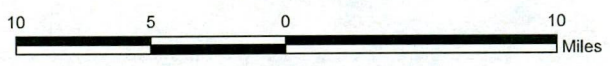


LEGEND

--- DAPL Pipeline	Parks/Recreation Areas
Stations	OPA
Schools	HPA
Water Intake	ECO
Hospitals	DWA

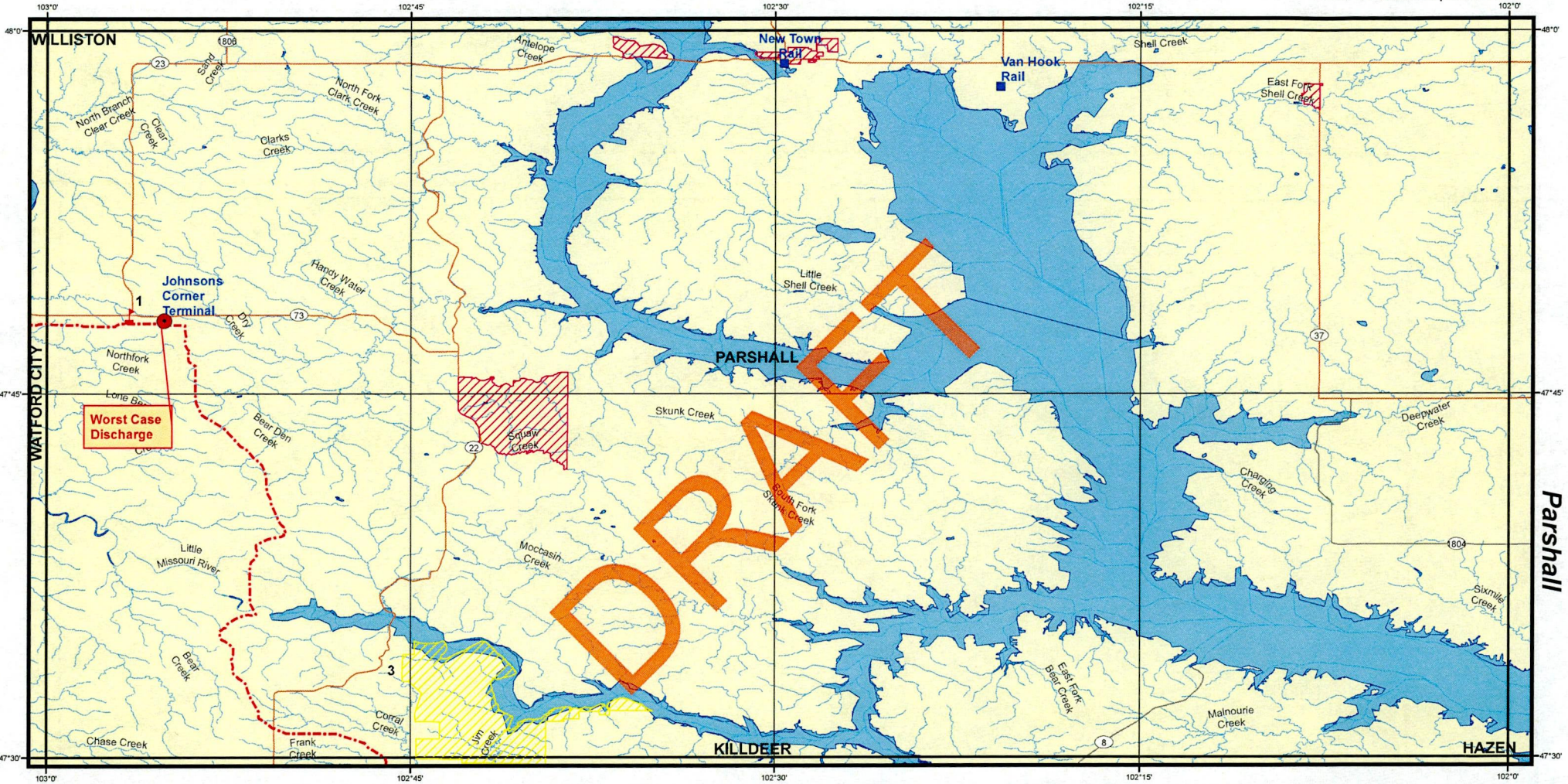


Mobridge



LEGEND

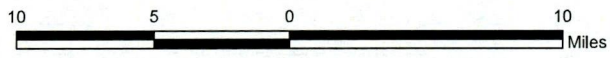
- - - DAPL I
- Stations
- ⚠ Schools
- ★ Water Intake
- + Hospitals
- Parks/Recreation Areas
- OPA
- HPA
- ECO
- DWA



DRAFT

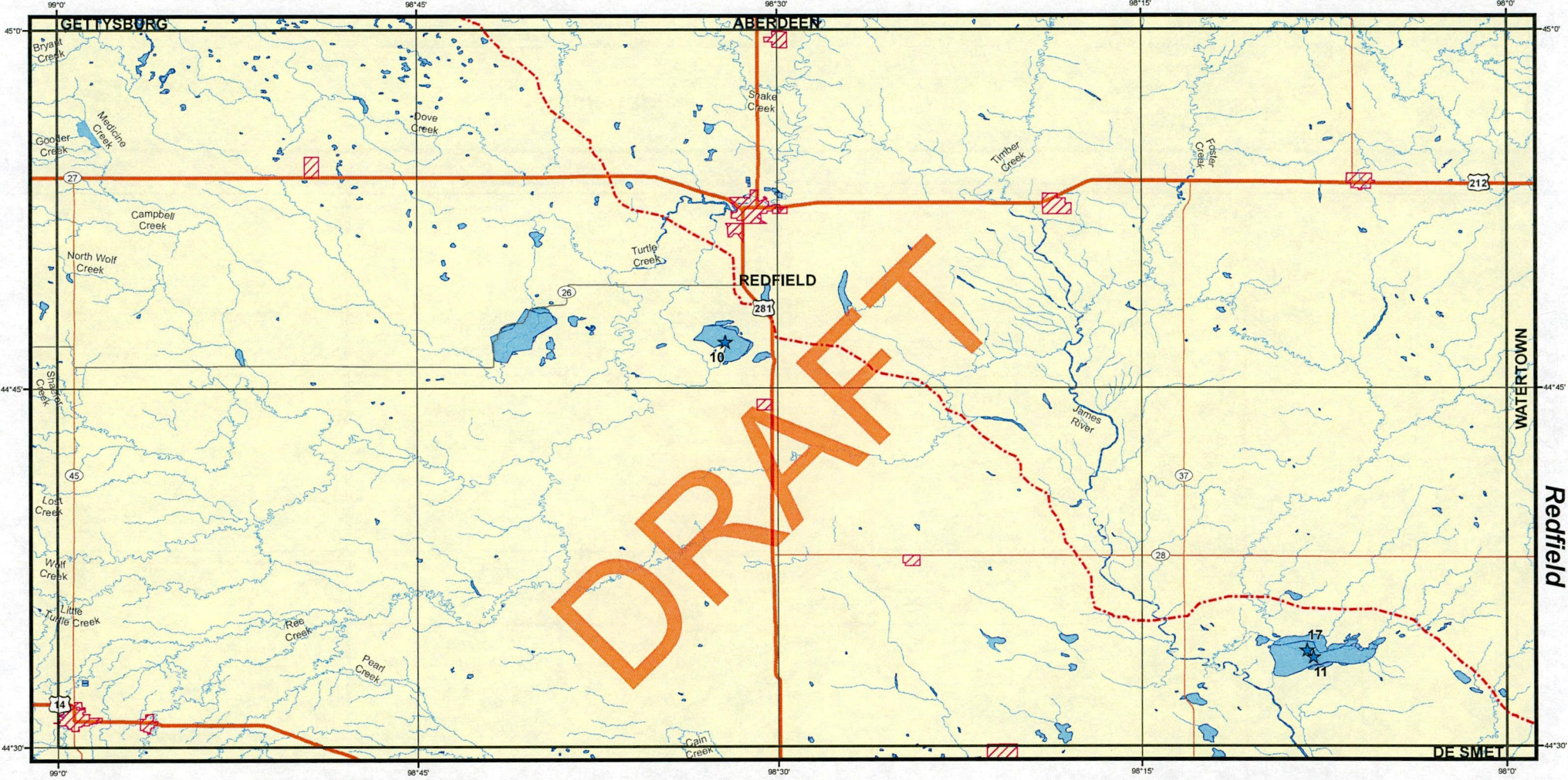


Parshall




LEGEND

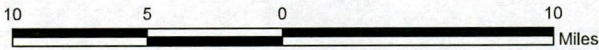
- - - DAPL E
- Stations
- + Schools
- ★ Water Intake
- + Hospitals
- Parks/Recreation Areas
- OPA
- HPA
- ECO
- DWA



DRAFT

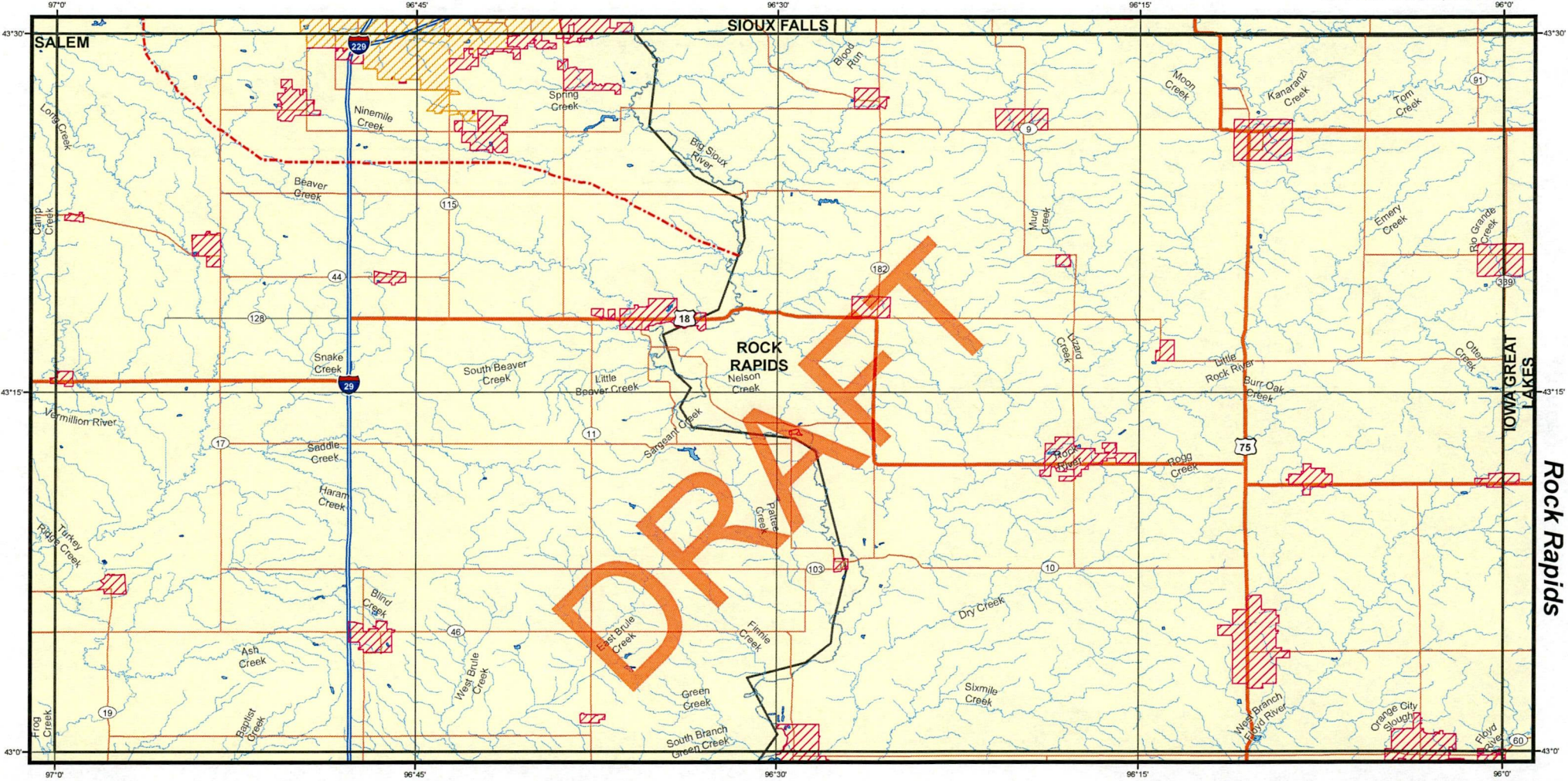


Redfield

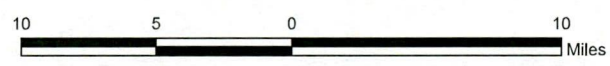


LEGEND

- - - DAPL I
- Stations
- ⊠ Schools
- ★ Water Intake
- + Hospitals
- Parks/Recreation Areas
- OPA
- HPA
- ECO
- DWA


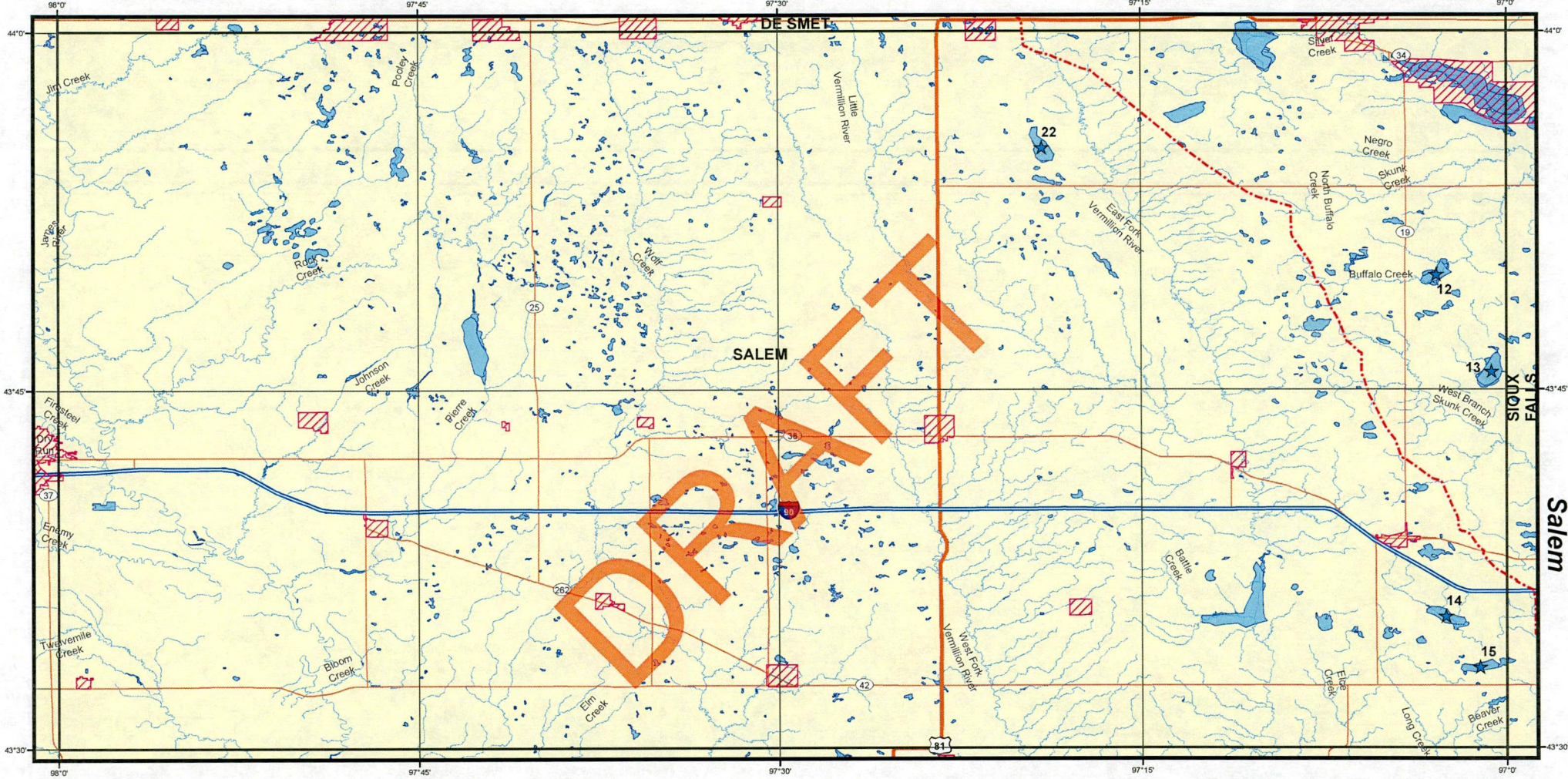


Rock Rapids

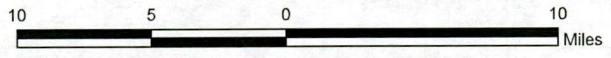


LEGEND	
	DAPL Pipeline
	Stations
	Schools
	Water Intake
	Hospitals
	Parks/Recreation Areas
	OPA
	HPA
	ECO
	DWA

DAPL North Response Zone

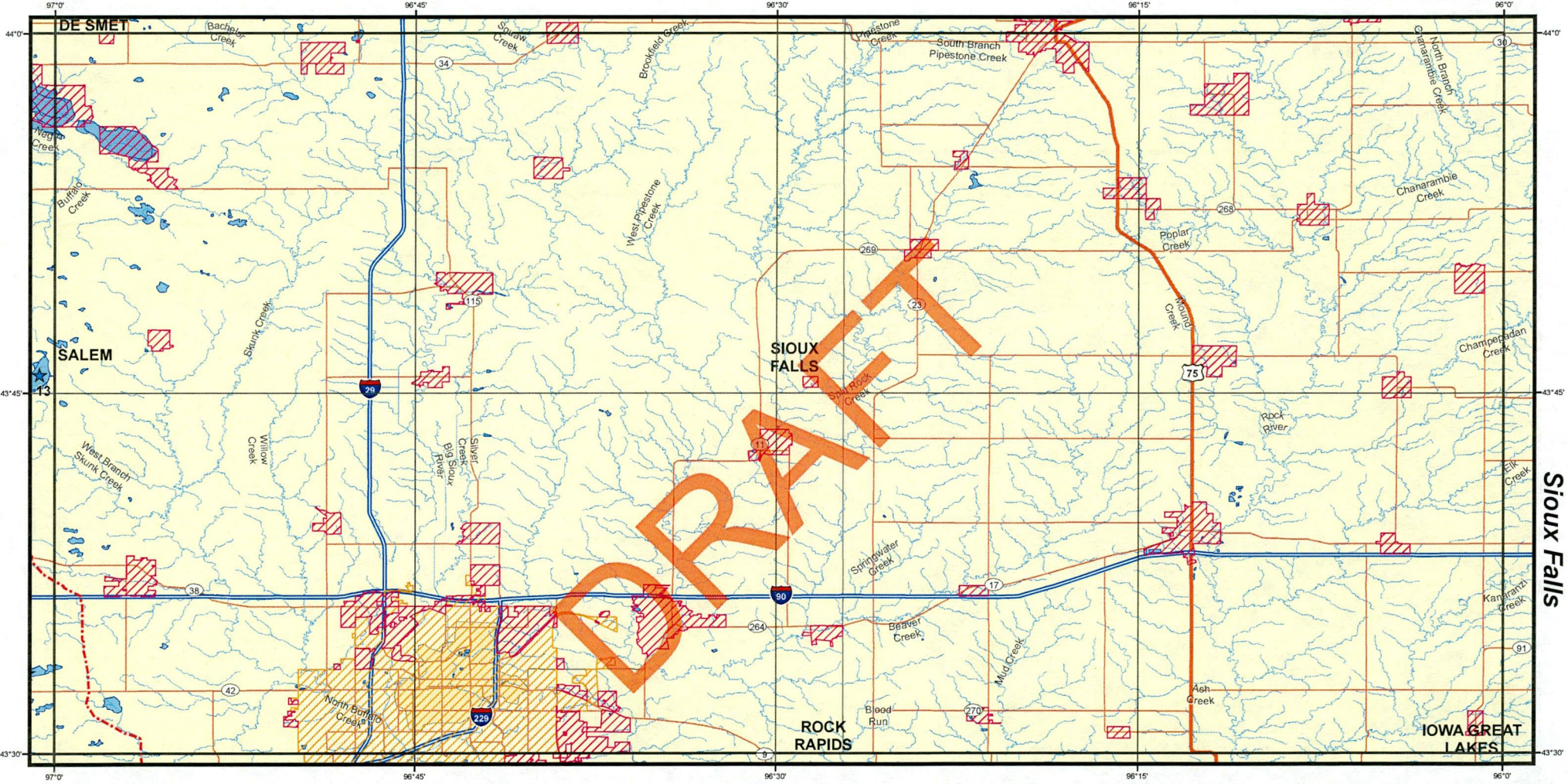


Salem

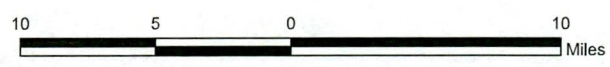


LEGEND

- - - DAPL Pipeline
- Stations
- ▲ Schools
- ★ Water Intake
- + Hospitals
- Parks/Recreation Areas
- OPA
- HPA
- ECO
- DWA



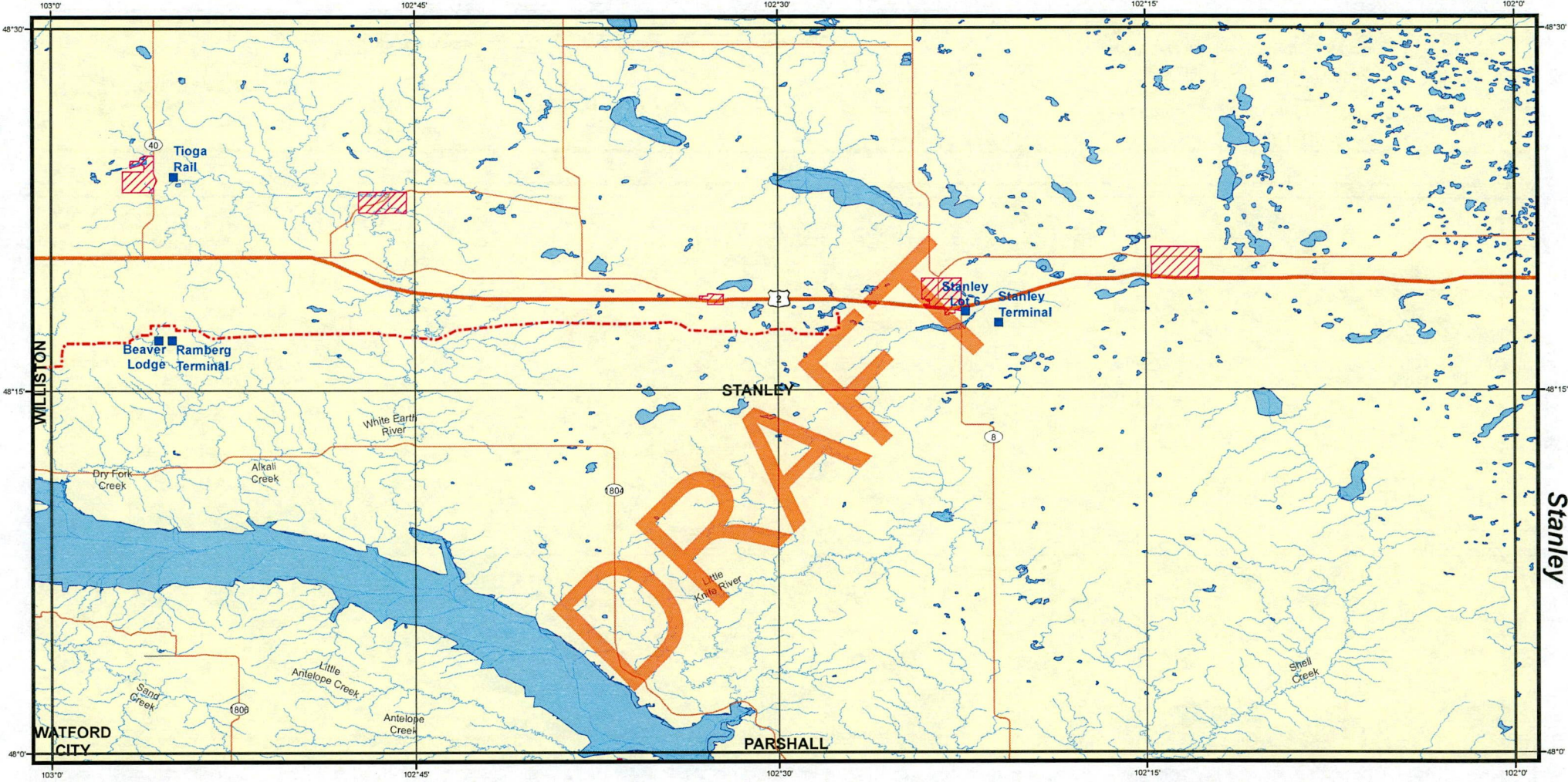
Sioux Falls




LEGEND

- - - DAPL |
- Stations
- + Schools
- ★ Water Intake
- + Hospitals
- Parks/Recreation Areas
- OPA
- HPA
- ECO
- DWA

DAPL North Response Zone






DAKOTA ACCESS, LLC


Stanley

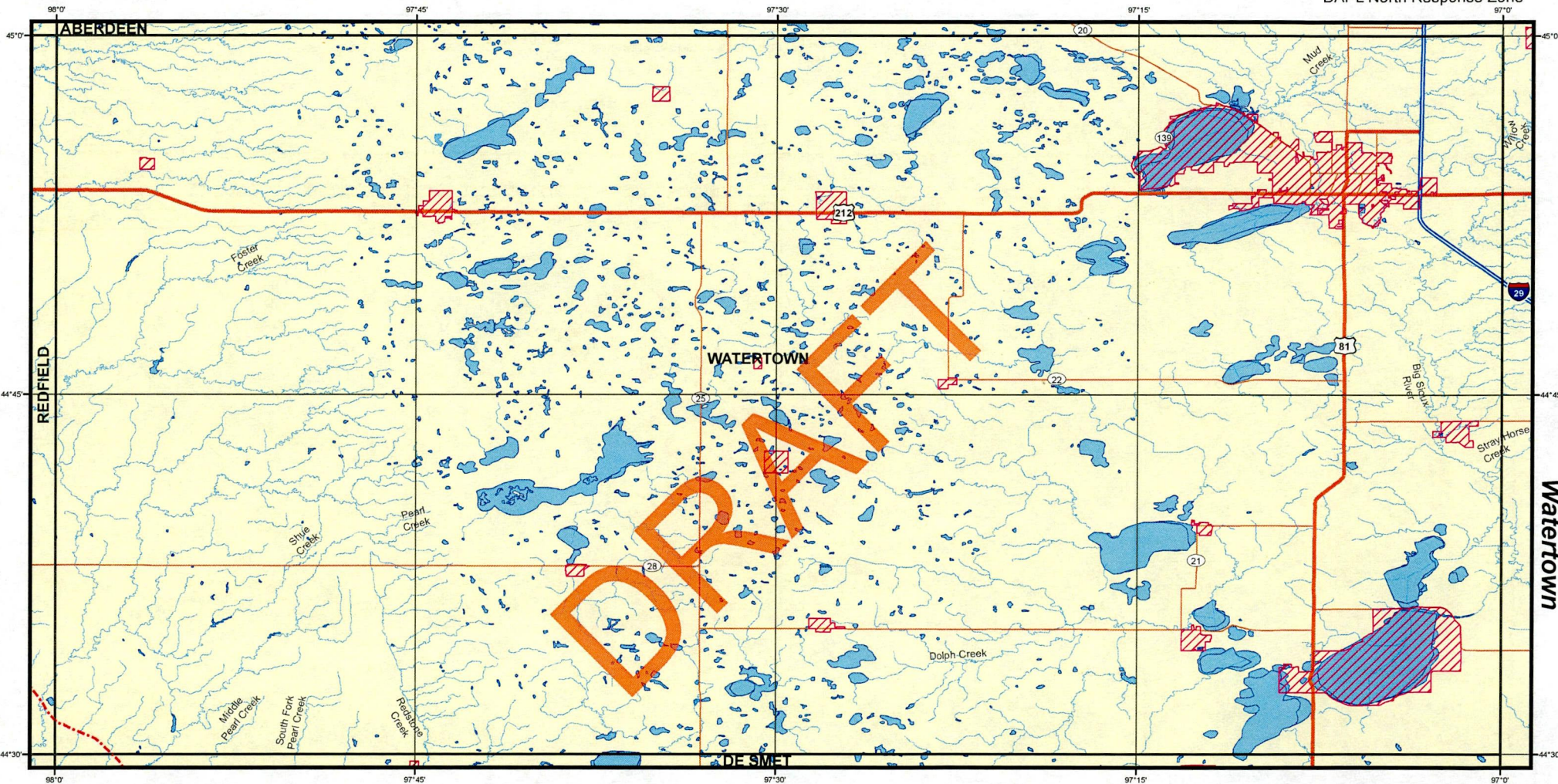
LEGEND

--- DAPL I	Pipeline	Parks/Recreation Areas
Stations	OPA	HPA
Schools	ECO	DWA
Water Intake		
Hospitals		



10 5 0 10 Miles



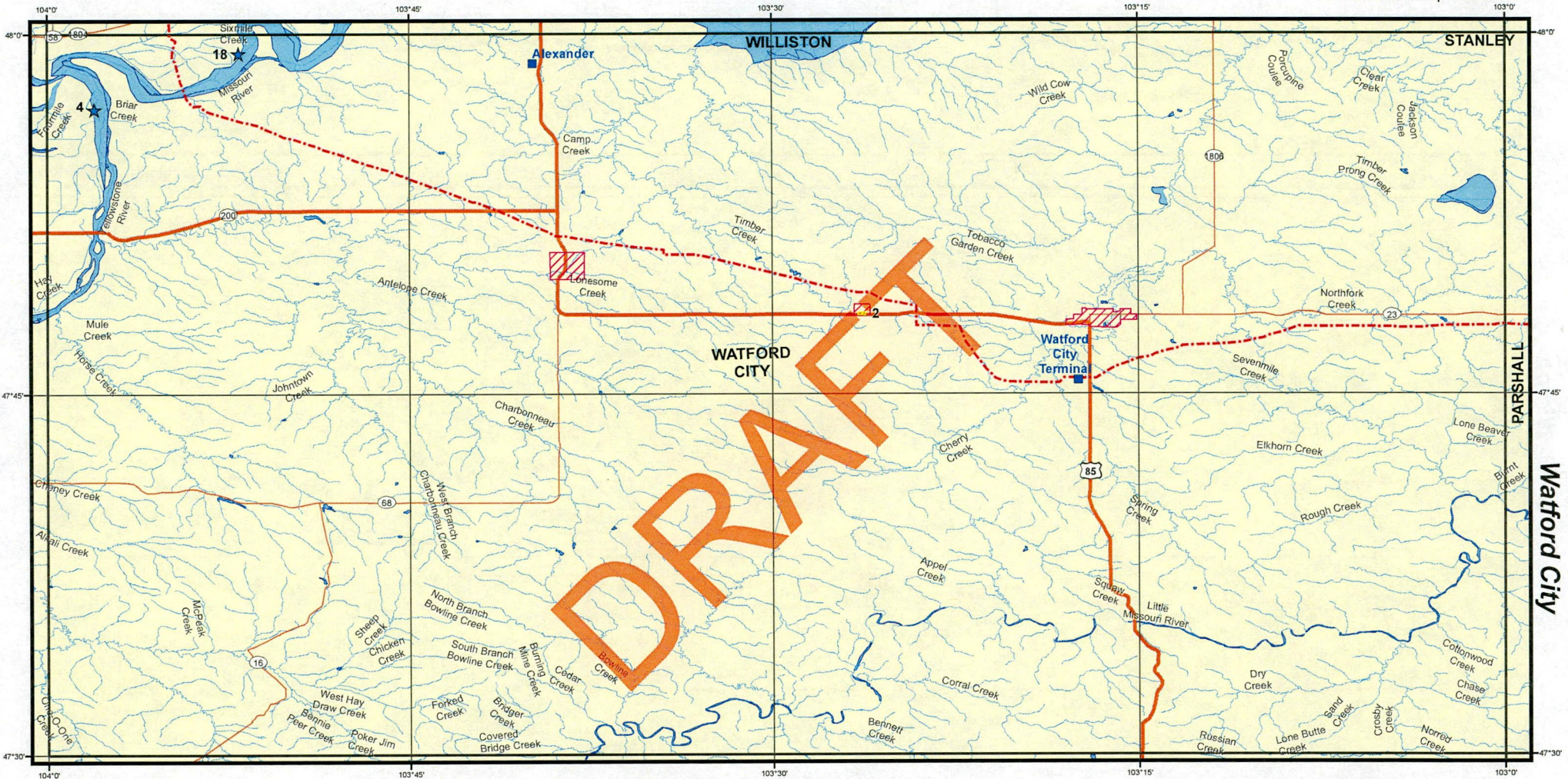


Watertown




LEGEND

- - - DAPL | Pipeline
- Stations
- ⌚ Schools
- ★ Water Intake
- + Hospitals
- Parks/Recreation Areas
- OPA
- HPA
- ECO
- DWA



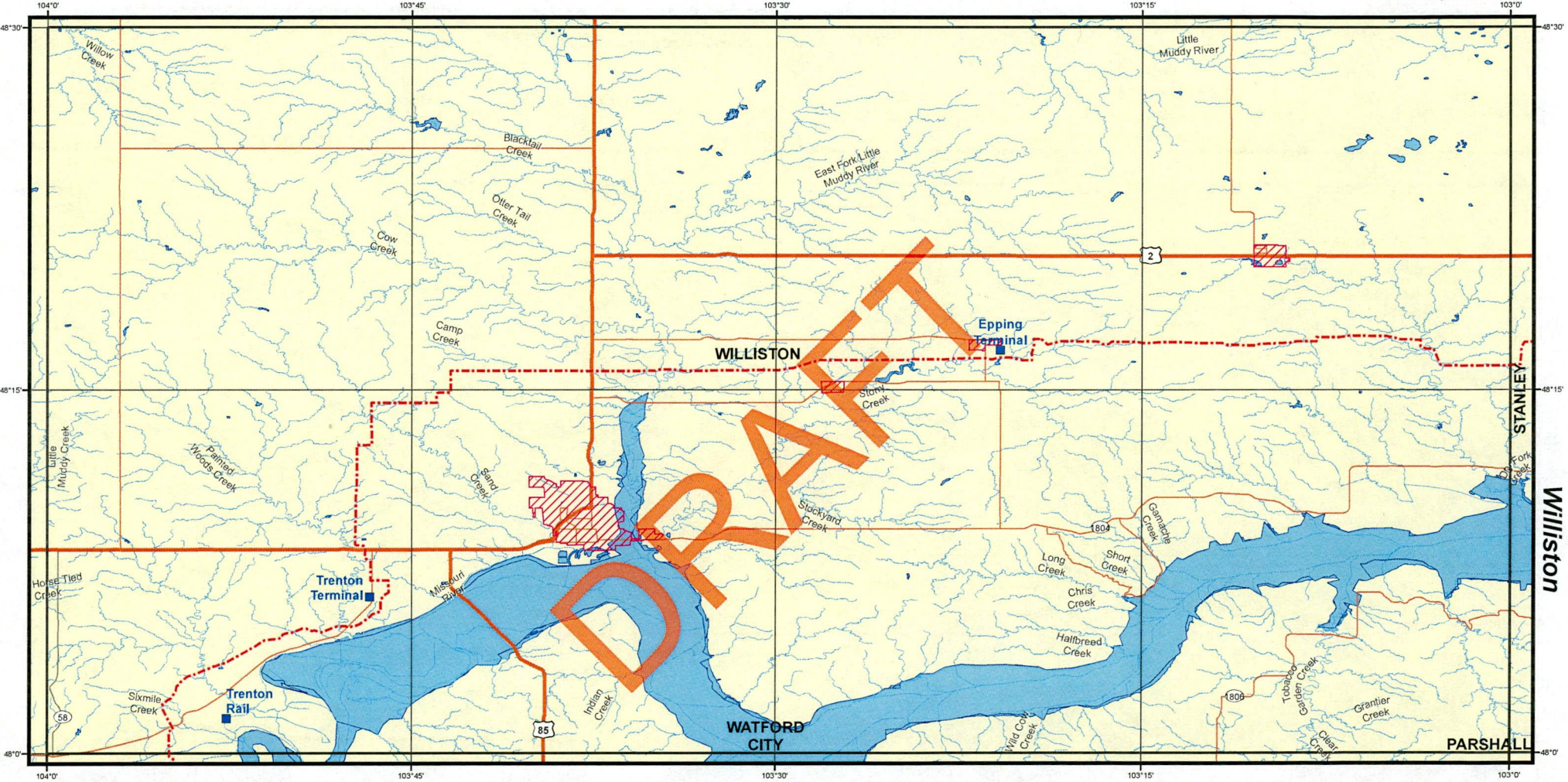
DAKOTA ACCESS, LLC

Watford City



LEGEND

- | | | |
|----------------|----------|--------------------------|
| --- DAPL I | Pipeline | ▨ Parks/Recreation Areas |
| ■ Stations | ▨ OPA | ▨ HPA |
| T Schools | ▨ ECO | ▨ DWA |
| ★ Water Intake | | |
| ⊕ Hospitals | | |



DAKOTA ACCESS, LLC

Williston

LEGEND

DAPL Pipeline	Parks/Recreation Areas
Stations	OPA
Schools	HPA
Water Intake	ECO
Hospitals	DWA

DAPL North Map References

Schools	
Map Number	Name
1	Johnson Corners Christian Academy
Parks	
Map Number	Name
2	Fort Lincoln State Park
3	Little Missouri State Park
Municipal Water Intake	
Map Number	System Name
4	Yellowstone River
5	Walther Slough
6	Baumgartner Lake
7	Schwahn Lake
8	Rice Lake
9	Unknown
10	Twin Lakes
11	Lake Byron
12	Buffalo Lake
13	Clear Lake
14	Grass Lake
15	Fensterman Slough
16	Rice Lake
17	Byron, Lake
18	Missouri River
19	Lake Intermittent
20	Lake Intermittent
21	Lake Intermittent
22	Lake Intermittent

Appendix F- Standard Incident Debriefing Form

DRAFT

Drill/Exercise/Incident Response PREP Self-Assessment Form

Exercise/Drill Title:	
Location:	
Date of Exercise/Drill:	
Starting Time:	Ending Time:
Date Evaluation Completed:	
Evaluator Name:	Company:
Evaluator Name:	Company:
Evaluator Name:	Company:
Evaluator Name:	Company:
Type of Exercise/Drill:	
<input type="checkbox"/> Table Top Drill <input type="checkbox"/> Equipment Deployment <input type="checkbox"/> Emergency Procedures <input type="checkbox"/> Actual Spill/Release <input type="checkbox"/> Qualified Individual <input type="checkbox"/> Emergency Telephone Number Verification Exercise/Drill was: <input type="checkbox"/> Announced <input type="checkbox"/> Unannounced Scenario: <input type="checkbox"/> Average Most Probable <input type="checkbox"/> Maximum Most Probable <input type="checkbox"/> Worst Case	
Summary of Exercise/Incident:	
. .	

DRAFT

Note: Lessons learned and/or corrective actions will be documented on an action item tracking report.

Revision Date: 01/02/14

This record when completed, contains confidential information that is controlled under the Corporate Disclosure Policy.

The completed record, must be protected from inadvertent disclosure to unauthorized persons and maintained under the proper document controls measures. Disclosure of the completed record without consent is prohibited.

Drill/Exercise/Incident Response PREP Self-Assessment Form

1. Notifications: Test the notifications procedures identified in the Area Contingency Plan (ACP) and the Facility Response Plan (FRP), where applicable. NRC Report # 1075053	
Were the notification procedures identified in the FRP tested?	<input type="checkbox"/> Yes <input type="checkbox"/> No <input type="checkbox"/> NA <input type="checkbox"/> Not Tested <input type="checkbox"/> Not Observed
Was the spill response organization, including Response Contractor notified in a timely manner, following plan procedures?	<input type="checkbox"/> Yes <input type="checkbox"/> No <input type="checkbox"/> NA <input type="checkbox"/> Not Tested <input type="checkbox"/> Not Observed
Notifications to government agencies were made in a timely manner following plan procedures?	<input type="checkbox"/> Yes <input type="checkbox"/> No <input type="checkbox"/> NA <input type="checkbox"/> Not Tested <input type="checkbox"/> Not Observed
Observations identified:	
1. 1 Agencies Notified: Identify all agencies that were notified:	
Federal: <input type="checkbox"/> EPA <input type="checkbox"/> USCG <input type="checkbox"/> PHMSA <input type="checkbox"/> OSHA <input type="checkbox"/> Department of Homeland Security <input type="checkbox"/> NRC Report #: State: <input type="checkbox"/> MI- DEP <input type="checkbox"/> State Police <input type="checkbox"/> Other (Canadian Officials- please list) Local: <input type="checkbox"/> LEPC <input type="checkbox"/> Office of Emergency Management <input type="checkbox"/> Fire Department <input type="checkbox"/> Police Department <input type="checkbox"/> Sherriff's Dept. <input type="checkbox"/> Other:	
Observations identified:	
2. Staff Mobilization: Demonstrate the ability to assemble the spill response organization identified in the Facility Response Plan.	
Was the Spill Management Team (SPMT) identified in the FRP?	<input type="checkbox"/> Yes <input type="checkbox"/> No <input type="checkbox"/> NA
Was the SPMT mobilized for the incident or event?	<input type="checkbox"/> Yes <input type="checkbox"/> No <input type="checkbox"/> NA
Observations identified:	
3. Ability to Operate Within the Response Management System Described in the Plan:	
3.1 Unified Command: Demonstrate the ability to form or interface within a Unified Command. (Simulated interaction with Fire Chief, Police and responding local agencies)	<input type="checkbox"/> Yes <input type="checkbox"/> No <input type="checkbox"/> NA <input type="checkbox"/> Not Tested <input type="checkbox"/> Not Observed
Demonstrate the ability to consolidate the concerns of the other members of the unified command into a unified strategic plan with tactical operations.	<input type="checkbox"/> Yes <input type="checkbox"/> No <input type="checkbox"/> NA <input type="checkbox"/> Not Tested <input type="checkbox"/> Not Observed
3.1.1 Federal Representation: Was a Federal Representative involved in the drill/incident?	<input type="checkbox"/> Yes <input type="checkbox"/> No <input type="checkbox"/> NA <input type="checkbox"/> Not Tested
Demonstrate the ability to function within the Unified Command structure, and reflect federal concerns and goals.	<input type="checkbox"/> Yes <input type="checkbox"/> No <input type="checkbox"/> NA <input type="checkbox"/> Not Tested <input type="checkbox"/> Not Observed
3.1.2 State Representation: Was a State Representative involved in the drill/incident.	<input type="checkbox"/> Yes <input type="checkbox"/> No <input type="checkbox"/> NA <input type="checkbox"/> Not Tested <input type="checkbox"/> Not Observed

Note: Lessons learned and/or corrective actions will be documented on an action item tracking report.

Revision Date: 01/02/14

This record when completed, contains confidential information that is controlled under the Corporate Disclosure Policy.

The completed record, must be protected from inadvertent disclosure to unauthorized persons and maintained under the proper document controls measures. Disclosure of the completed record without consent is prohibited.

Drill/Exercise/Incident Response PREP Self-Assessment Form

Demonstrate the ability to function within the Unified Command structure, and reflect state concerns and goals. (Simulated)	<input type="checkbox"/> Yes <input type="checkbox"/> No <input type="checkbox"/> NA <input type="checkbox"/> Not Tested <input type="checkbox"/> Not Observed
3.1.3 Local Government Representation: Was a Local Representative involved in the drill/incident?	<input type="checkbox"/> Yes <input type="checkbox"/> No <input type="checkbox"/> NA <input type="checkbox"/> Not Tested
Demonstrate the ability to function within the Unified Command structure and reflect local government concerns and goals.	<input type="checkbox"/> Yes <input type="checkbox"/> No <input type="checkbox"/> NA <input type="checkbox"/> Not Tested <input type="checkbox"/> Not Observed
List the federal, state and local representatives involved: Local Government -.	
Observations identified:	
3.1.4 Responsible Party Representative: Was a Responsible Party Representative involved in the drill/incident?	<input type="checkbox"/> Yes <input type="checkbox"/> No <input type="checkbox"/> NA <input type="checkbox"/> Not Tested
Demonstrate the ability to function within the Unified Command structure and reflect responsibility party concerns and goals.	<input type="checkbox"/> Yes <input type="checkbox"/> No <input type="checkbox"/> NA <input type="checkbox"/> Not Tested <input type="checkbox"/> Not Observed
List the federal, state and local representatives involved: Responsible party representatives involved -.	
Observations identified:	
3.2 Response Management System:	<input type="checkbox"/> Yes <input type="checkbox"/> No <input type="checkbox"/> NA <input type="checkbox"/> Not Tested <input type="checkbox"/> Not Observed
Did the SPMT operate within the framework of the response management system identified in their respective plans?	
Observations identified:	
3.2.1 Operation Section:	<input type="checkbox"/> Yes <input type="checkbox"/> No <input type="checkbox"/> NA <input type="checkbox"/> Not Tested <input type="checkbox"/> Not Observed
Demonstrate the ability to coordinate or direct operations related to the implementation of the IAP?	
Observations identified:	
3.2.2. Planning Section:	<input type="checkbox"/> Yes <input type="checkbox"/> No <input type="checkbox"/> NA <input type="checkbox"/> Not Tested <input type="checkbox"/> Not Observed
Demonstrate the ability to consolidate the various concerns of the members of the unified command into "joint" planning recommendations and specific long-range strategic plans?	<input type="checkbox"/> Yes <input type="checkbox"/> No <input type="checkbox"/> NA <input type="checkbox"/> Not Tested <input type="checkbox"/> Not Observed
Demonstrate the ability to develop short-range tactical plans for the operations division.	
Observations identified:	

Note: Lessons learned and/or corrective actions will be documented on an action item tracking report.

Revision Date: 01/02/14

This record when completed, contains confidential information that is controlled under the Corporate Disclosure Policy.

The completed record, must be protected from inadvertent disclosure to unauthorized persons and maintained under the proper document controls measures. Disclosure of the completed record without consent is prohibited.

Drill/Exercise/Incident Response PREP Self-Assessment Form

Planning – Situation Unit	<input type="checkbox"/> Yes <input type="checkbox"/> No <input type="checkbox"/> NA <input type="checkbox"/> Not Tested <input type="checkbox"/> Not Observed
Demonstrate the ability to collect, compile, display and disseminate current response information including: the amount and type of product spilled/released, location, trajectory, natural resources impacted, locations of the spill response command post, staging and operational areas utilizing written forms, charts, tables and photographs in a location and scale that is sufficient for the needs of the response management team, including maintenance of the incident situation display.	
Observations identified: Note: Examine if having a Situational Unit Leader would benefit the process for future exercises.	
Planning – Resource Unit	<input type="checkbox"/> Yes <input type="checkbox"/> No <input type="checkbox"/> NA <input type="checkbox"/> Not Tested <input type="checkbox"/> Not Observed
Demonstrate the ability to maintain the status of all incident resources.	
Observations identified:	
Planning – Environmental Unit	<input checked="" type="checkbox"/> Yes <input type="checkbox"/> No <input type="checkbox"/> NA <input type="checkbox"/> Not Tested <input type="checkbox"/> Not Observed
Demonstrate the ability to prepare environmental data including assessments, modeling, surveillance, resources at risk, and impacts on environmentally sensitive sites.	
Observations identified:	
Planning – General Planning Observations identified:	
3.2.3 Logistics:	<input type="checkbox"/> Yes <input type="checkbox"/> No <input type="checkbox"/> NA <input type="checkbox"/> Not Tested <input type="checkbox"/> Not Observed
Demonstrate the ability to provide the necessary support of both the short-term and long-term action plans.	
Observations identified:	
3.2.4 Finance:	<input type="checkbox"/> Yes <input type="checkbox"/> No <input type="checkbox"/> NA <input type="checkbox"/> Not Tested <input type="checkbox"/> Not Observed
Demonstrate the ability to document the daily expenditures of the organization, forecast and provide cost estimates for continuing operations.	
Observations identified:	
3.2.5 Public Affairs:	<input type="checkbox"/> Yes <input type="checkbox"/> No <input type="checkbox"/> NA <input type="checkbox"/> Not Tested <input type="checkbox"/> Not Observed
Demonstrate the ability to form a joint information center and provide the necessary interface between the unified command and the media.	

Note: Lessons learned and/or corrective actions will be documented on an action item tracking report.

Revision Date: 01/02/14

This record when completed, contains confidential information that is controlled under the Corporate Disclosure Policy.

The completed record, must be protected from inadvertent disclosure to unauthorized persons and maintained under the proper document controls measures. Disclosure of the completed record without consent is prohibited.

Drill/Exercise/Incident Response PREP Self-Assessment Form

Observations identified:	
3.2.6 Safety:	<input type="checkbox"/> Yes <input type="checkbox"/> No <input type="checkbox"/> NA <input type="checkbox"/> Not Tested <input type="checkbox"/> Not Observed
Demonstrate the ability to monitor, assess and/or anticipate hazardous and unsafe situations and ensure compliance with safety standards.	
Observations identified:	
3.2.7 Legal:	<input type="checkbox"/> Yes <input type="checkbox"/> No <input type="checkbox"/> NA <input type="checkbox"/> Not Tested <input type="checkbox"/> Not Observed
Demonstrate the ability to provide the unified command with suitable legal advice and assistance.	
Observations identified:	
3.2.8 Liaison Affairs:	<input type="checkbox"/> Yes <input type="checkbox"/> No <input type="checkbox"/> NA <input type="checkbox"/> Not Tested <input type="checkbox"/> Not Observed
Demonstrate the ability to integrate assisting and or cooperating agency Representatives into the organization.	
Observations identified:	
4. Discharge Control:	<input type="checkbox"/> Yes <input type="checkbox"/> No <input type="checkbox"/> NA <input type="checkbox"/> Not Tested <input type="checkbox"/> Not Observed
Demonstrate the ability of the spill response organization to control and stop the discharge at the source.	
Observations identified:	
4.1 Emergency Services:	<input type="checkbox"/> Yes <input type="checkbox"/> No <input type="checkbox"/> NA <input type="checkbox"/> Not Tested <input type="checkbox"/> Not Observed
Demonstrate the ability to assemble and deploy emergency resources identified in the FRP.	
Observations identified:	
4.2 Firefighting:	<input type="checkbox"/> Yes <input type="checkbox"/> No <input type="checkbox"/> NA <input type="checkbox"/> Not Tested <input type="checkbox"/> Not Observed
Demonstrate the ability to assemble and deploy the firefighting resources identified in the response plan.	
Observations identified:	
4.3 Lightering:	<input type="checkbox"/> Yes <input type="checkbox"/> No <input type="checkbox"/> NA <input type="checkbox"/> Not Tested <input type="checkbox"/> Not Observed
Did the SPMT demonstrate the ability to assemble and deploy the lightering resources identified in the response plan.	

Note: Lessons learned and/or corrective actions will be documented on an action item tracking report.

Revision Date: 01/02/14

This record when completed, contains confidential information that is controlled under the Corporate Disclosure Policy.

The completed record, must be protected from inadvertent disclosure to unauthorized persons and maintained under the proper document controls measures. Disclosure of the completed record without consent is prohibited.

Drill/Exercise/Incident Response PREP Self-Assessment Form

Observations identified:	
5. Assessment:	<input type="checkbox"/> Yes <input type="checkbox"/> No <input type="checkbox"/> NA <input type="checkbox"/> Not Tested <input type="checkbox"/> Not Observed
Demonstrate the ability to provide an initial assessment of the discharge and provide continuing assessments of the effectiveness of the tactical operations.	
Observations identified:	
6. Containment:	<input type="checkbox"/> Yes <input type="checkbox"/> No <input type="checkbox"/> NA <input type="checkbox"/> Not Tested <input type="checkbox"/> Not Observed
Demonstrate the ability to contain the discharge at the source or in various locations for recovery operations.	
Observations identified:	
Lewis Environmental did a nice job planning out	
7. Recovery:	<input type="checkbox"/> Yes <input type="checkbox"/> No <input type="checkbox"/> NA <input type="checkbox"/> Not Tested <input type="checkbox"/> Not Observed
Demonstrate the ability to recover, mitigate, and remove the discharged product? Includes mitigation and removal activities, e.g. dispersant use, In-Situ Burn (ISB) or bioremediation use.	
Observations identified:	
7.1 On-Water Recovery:	<input type="checkbox"/> Yes <input type="checkbox"/> No <input type="checkbox"/> NA <input type="checkbox"/> Not Tested <input type="checkbox"/> Not Observed
Demonstrate the ability to assemble, deploy and effectively operate the on-water response resources identified in the FRP.	
Observations identified:	
7.2 Shore-Based Recovery:	<input type="checkbox"/> Yes <input type="checkbox"/> No <input type="checkbox"/> NA <input type="checkbox"/> Not Tested <input type="checkbox"/> Not Observed
Demonstrate the ability to assemble and deploy the shore side clean-up resources identified in the FRP?	
Observations identified:	
8. Protection:	<input type="checkbox"/> Yes <input type="checkbox"/> No <input type="checkbox"/> NA <input type="checkbox"/> Not Tested <input type="checkbox"/> Not Observed
Demonstrate the ability to protect the environmentally and eco-sensitive areas identified in the ACP and the FRP.	
Observations identified:	
.	
8.1 Protective Booming:	<input type="checkbox"/> Yes <input type="checkbox"/> No <input type="checkbox"/> NA <input type="checkbox"/> Not Tested <input type="checkbox"/> Not Observed
Demonstrate the ability to implement the protection strategies contained in the ACP and the FRP.	
Observations identified:	
.	
8.2 Water Intake Protection:	<input type="checkbox"/> Yes <input type="checkbox"/> No <input type="checkbox"/> NA <input type="checkbox"/> Not Tested <input type="checkbox"/> Not Observed

Note: Lessons learned and/or corrective actions will be documented on an action item tracking report.

Revision Date: 01/02/14

This record when completed, contains confidential information that is controlled under the Corporate Disclosure Policy.

The completed record, must be protected from inadvertent disclosure to unauthorized persons and maintained under the proper document controls measures. Disclosure of the completed record without consent is prohibited.

Drill/Exercise/Incident Response PREP Self-Assessment Form

Demonstrate the ability to quickly identify water intakes and implement the proper protection procedures from the ACP, FRP or develop a plan for use.	
Observations identified: Note: Team discussed reservoir dam protection.	
8.3 Wildlife Recovery and Rehabilitation:	<input type="checkbox"/> Yes <input type="checkbox"/> No <input type="checkbox"/> NA <input type="checkbox"/> Not Tested <input type="checkbox"/> Not Observed
Did the spill response organization demonstrate the ability to quickly identify these resources at risk <u>and</u> implement the proper protection procedures from the ACP, FRP or develop a plan for use.	
Observations identified:	
8.4 Population Protection (Protect Public Health and Safety):	<input type="checkbox"/> Yes <input type="checkbox"/> No <input type="checkbox"/> NA <input type="checkbox"/> Not Tested <input type="checkbox"/> Not Observed
Demonstrate the ability to quickly identify health hazards associated with the discharged product and the population at risk from these hazards, and to implement the proper protection procedures or develop a plan for use?	
Observations identified:	
9. Disposal:	<input type="checkbox"/> Yes <input type="checkbox"/> No <input type="checkbox"/> NA <input type="checkbox"/> Not Tested <input type="checkbox"/> Not Observed
Demonstrate the ability of the spill response organization to dispose of the recovered material and contaminated debris?	
Note: Discussed potential clean-up of any contaminated materials used during response.	
Observations identified:	
Disposal - Waste Management:	<input type="checkbox"/> Yes <input type="checkbox"/> No <input type="checkbox"/> NA <input type="checkbox"/> Not Tested <input type="checkbox"/> Not Observed
Demonstrate the ability to properly manage the recovered material and contaminated debris, and to develop the waste management plan for approval by the Unified Command? The plan will include appropriate procedures for obtaining permits and/or waivers, water characterization, waste minimization, volumetric determination, and overall waste management and final disposition, as appropriate. Note: Interface with the liaison officer to facilitate contacts with appropriate state and local agencies.	
Observations identified:	
10. Communications:	<input type="checkbox"/> Yes <input type="checkbox"/> No <input type="checkbox"/> NA <input type="checkbox"/> Not Tested <input type="checkbox"/> Not Observed
Demonstrate the ability to establish an effective communications system for the spill response organization?	
Observations identified:	
10.1 Internal Communications:	<input type="checkbox"/> Yes <input type="checkbox"/> No <input type="checkbox"/> NA <input type="checkbox"/> Not Tested <input type="checkbox"/> Not Observed

Note: Lessons learned and/or corrective actions will be documented on an action item tracking report.

Revision Date: 01/02/14

This record when completed, contains confidential information that is controlled under the Corporate Disclosure Policy.

The completed record, must be protected from inadvertent disclosure to unauthorized persons and maintained under the proper document controls measures. Disclosure of the completed record without consent is prohibited.

Drill/Exercise/Incident Response PREP Self-Assessment Form

Demonstrate the ability to establish an intra-organization communications system. This encompasses communications at the command post and between the command post and deployed resources.	
Observations identified:	
10.2 External Communications:	<input type="checkbox"/> Yes <input type="checkbox"/> No <input type="checkbox"/> NA <input type="checkbox"/> Not Tested <input type="checkbox"/> Not Observed
Demonstrate the ability to establish communications both within the response organization and other entities (e.g., RRT, claimants, media, regional or HQ agency offices, non-governmental organizations, etc.).	
Observations identified:	
11. Transportation:	<input type="checkbox"/> Yes <input type="checkbox"/> No <input type="checkbox"/> NA <input type="checkbox"/> Not Tested <input type="checkbox"/> Not Observed
Demonstrate the ability to provide effective multi-mode transportation both for execution of the discharge and support functions.	
Observations identified:	
11.1 Land Transportation:	<input checked="" type="checkbox"/> Yes <input type="checkbox"/> No <input type="checkbox"/> NA <input type="checkbox"/> Not Tested <input type="checkbox"/> Not Observed
Demonstrate the ability to provide effective land transportation for all elements of the response.	
Observations identified:	
11.2 Waterborne Transportation:	<input type="checkbox"/> Yes <input type="checkbox"/> No <input type="checkbox"/> NA <input type="checkbox"/> Not Tested <input type="checkbox"/> Not Observed
Demonstrate the ability to provide effective waterborne transportation for all elements of the response.	
Observations identified:	
11.3 Aviation Operations	<input type="checkbox"/> Yes <input type="checkbox"/> No <input type="checkbox"/> NA <input type="checkbox"/> Not Tested <input type="checkbox"/> Not Observed
Demonstrate the ability to provide effective airborne transportation and/or spill tracking for the response.	
Observations identified:	
12. Personnel Support:	<input type="checkbox"/> Yes <input type="checkbox"/> No <input type="checkbox"/> NA <input type="checkbox"/> Not Tested <input type="checkbox"/> Not Observed
Demonstrate the ability to provide the necessary support of all personnel associated with the response.	
Observations identified:	
12.1 Management:	<input type="checkbox"/> Yes <input type="checkbox"/> No <input type="checkbox"/> NA <input type="checkbox"/> Not Tested <input type="checkbox"/> Not Observed
Demonstrate the ability to provide administrative management of all personnel involved in the response. This requirement includes the ability to move personnel	

Note: Lessons learned and/or corrective actions will be documented on an action item tracking report.

Revision Date: 01/02/14

This record when completed, contains confidential information that is controlled under the Corporate Disclosure Policy.

The completed record, must be protected from inadvertent disclosure to unauthorized persons and maintained under the proper document controls measures. Disclosure of the completed record without consent is prohibited.

Drill/Exercise/Incident Response PREP Self-Assessment Form

into or out of the response organization with established procedures.	
Observations identified:	
12.2 Lodging (Berthing):	<input type="checkbox"/> Yes <input type="checkbox"/> No <input type="checkbox"/> NA <input type="checkbox"/> Not Tested <input type="checkbox"/> Not Observed
Demonstrate the ability to provide overnight accommodations on a continuing basis for a sustained response.	
Observations identified:	
12.3 Food (Messing)	<input type="checkbox"/> Yes <input type="checkbox"/> No <input type="checkbox"/> NA <input type="checkbox"/> Not Tested <input type="checkbox"/> Not Observed
Demonstrate the ability to provide suitable feeding arrangements for personnel involved with the management of the response?	
Observations identified:	
12.4 Operational and Administrative Spaces:	<input type="checkbox"/> Yes <input type="checkbox"/> No <input type="checkbox"/> NA <input type="checkbox"/> Not Tested <input type="checkbox"/> Not Observed
Demonstrate the ability to provide suitable operational and administrative spaces for personnel involved with the management of the response.	
Observations identified:	
12.5 Emergency Procedures:	<input type="checkbox"/> Yes <input type="checkbox"/> No <input type="checkbox"/> NA <input type="checkbox"/> Not Tested <input type="checkbox"/> Not Observed
Demonstrate the ability to provide emergency services for personnel involved in the response.	
Observations identified:	
Team discussed residential evacuations and sheltering in place plans.	
13. Equipment Maintenance and Support:	<input type="checkbox"/> Yes <input type="checkbox"/> No <input type="checkbox"/> NA <input type="checkbox"/> Not Tested <input type="checkbox"/> Not Observed
Demonstrate the ability to maintain and support all equipment associated with the response.	
Observations identified:	
13.1 Response Equipment:	<input type="checkbox"/> Yes <input type="checkbox"/> No <input type="checkbox"/> NA <input type="checkbox"/> Not Tested <input type="checkbox"/> Not Observed
Demonstrate the ability to provide effective maintenance and support for all response equipment.	
Observations identified:	
13.2 Response Equipment:	<input type="checkbox"/> Yes <input type="checkbox"/> No <input type="checkbox"/> NA <input type="checkbox"/> Not Tested <input type="checkbox"/> Not Observed
Demonstrate the ability to provide effective maintenance and support for all equipment that supports the response? This requirement includes communications equipment, transportation equipment, administrative equipment, etc.	
Observations identified:	

Note: Lessons learned and/or corrective actions will be documented on an action item tracking report.

Revision Date: 01/02/14

This record when completed, contains confidential information that is controlled under the Corporate Disclosure Policy.

The completed record, must be protected from inadvertent disclosure to unauthorized persons and maintained under the proper document controls measures. Disclosure of the completed record without consent is prohibited.

Drill/Exercise/Incident Response PREP Self-Assessment Form

14. Procurement:	<input type="checkbox"/> Yes <input type="checkbox"/> No <input type="checkbox"/> NA <input type="checkbox"/> Not Tested <input type="checkbox"/> Not Observed
Demonstrate the ability to establish an effective procurement system.	
Observations identified:	
14.1 Personnel:	<input type="checkbox"/> Yes <input type="checkbox"/> No <input type="checkbox"/> NA <input type="checkbox"/> Not Tested <input type="checkbox"/> Not Observed
Demonstrate the ability to procure sufficient personnel to mount and sustain an organized response? Includes insuring that all personnel have qualifications and training required for their position within the response organization.	
Observations identified:	
14.2 Response Equipment:	<input type="checkbox"/> Yes <input type="checkbox"/> No <input type="checkbox"/> NA <input type="checkbox"/> Not Tested <input type="checkbox"/> Not Observed
Demonstrate the ability to procure sufficient response equipment to mount and sustain an organized response.	
Observations identified:	
14.3 Support Equipment:	<input type="checkbox"/> Yes <input type="checkbox"/> No <input type="checkbox"/> NA <input type="checkbox"/> Not Tested <input type="checkbox"/> Not Observed
Demonstrate the ability to procure sufficient support equipment to support and sustain an organized response.	
Observations identified:	
15. Documentation:	<input type="checkbox"/> Yes <input type="checkbox"/> No <input type="checkbox"/> NA <input type="checkbox"/> Not Tested <input type="checkbox"/> Not Observed
Demonstrate the ability of the spill response organization to document all operational and support aspects of the response.	
Observations identified:	
Demonstrate the ability to provide detailed records of decisions and actions taken.	
Observations identified:	
Demonstrate the ability to collect, compile and preserve all documents associated With the response?	
Observations identified:	

Note: Lessons learned and/or corrective actions will be documented on an action item tracking report.

Revision Date: 01/02/14

This record when completed, contains confidential information that is controlled under the Corporate Disclosure Policy.

The completed record, must be protected from inadvertent disclosure to unauthorized persons and maintained under the proper document controls measures. Disclosure of the completed record without consent is prohibited.

Appendix G- Incident Management Team (IMT)

DRAFT

	TEAM A	TEAM B	TEAM C	TEAM D
IC				
OSC				
OSC-B/U				
PSC				
PSC-B/U				
STUL				
STUL-B/U				
RSUL				
RSUL-B/U				
DCUL				
DCUL-B/U				
EUL				
LSC				
LSC- B/U				
LNO				
LNO-Staff				
TechSpec				
ROW				
ROW				
SFO				
SFO - B/U				
FSC				
PIO				
Situation- Staff				
IT				
Comms				

DRAFT