




P.O. Box 270 / 110 4th St. E. Park River, ND 58270 701.284.7221 www.thinkpolar.com

June 12, 2015

North Dakota Public Service Commission  
Mr. Darrell Nitschke, Executive Secretary  
600 E. Boulevard, Dept. 408  
Bismarck, ND 58505-0480



RE: 2015 CAF ICC Data and Local Rate Data Collections

Mr. Nitschke:

We hereby submit the enclosed Local Rate Floor Data, Intrastate TRP, USAC Report with the CAF/ICC Post True-Up Amount and Post True-Up Access Recovery Charge (ARC) Report, and the associated certifications that were submitted to NECA. Information is being submitted on behalf of the following telecommunications companies:

Polar Communications Mutual Aid Corp	381630
Polar Communications Mutual Aid Corp	381614
Wolverton Telephone Company	381509

If you have any questions please contact me at [sflanders@polartel.com](mailto:sflanders@polartel.com) or 701-284-4343. Thank you.


Sincerely,

Shari Flanders

Enclosures

**Rate Floor Data**


TO BE COMPLETED BY THE REPORTING CARRIER, IF AN AGENT IS FILING RATE FLOOR DATA ON THE CARRIER'S BEHALF:

<p><b>Certification of Officer to Authorize an Agent to File Rate Floor Data on Behalf of Reporting Carrier</b></p> <p>I certify that <u>National Exchange Carrier Association (NECA)</u> is authorized to submit the information reported on behalf of the reporting carrier. I also certify that I am an officer of the reporting carrier; my responsibilities include ensuring the accuracy of the actual rate floor data provided to the authorized agent; and, to the best of my knowledge, the actual rate floor data provided to the authorized agent is accurate.</p> <p>I certify that I am authorized to submit the information reported on this form on behalf of the reporting carrier; that I have provided the information reported herein based on data provided by the reporting carrier; and to the best of my knowledge the information reported herein is accurate.</p>			
Name of Authorized Agent <u>National Exchange Carrier Association (NECA)</u>			
Name of Reporting Carrier <u>Polar Communications Mutual Aid Corp</u>			
Signature of authorized officer 			Date <u>6/8/2015</u>
Printed name of authorized officer <u>David L. Dunning</u>			
Title or position of authorized officer <u>General Manager/CEO</u>			
Telephone number of authorized officer: <u>(701) 284-7221</u> ext. _____			
Study Area Code of Reporting Carrier	<u>381630</u>	Filing Due Date for this form (mm/dd/yyyy)	<u>07/01/2015</u>

Rate Floor Template

**Certification of Officer as to the Accuracy of the Data Reported for the Rate Floor Data**

I certify that I am an officer of the reporting carrier; my responsibilities include ensuring the accuracy of the actual rate floor data reported; and, to the best of my knowledge, the information reported on this form is accurate.

Name of Reporting Carrier				Polar Communications Mutual Aid Corp	
Signature of authorized officer					
Date			6/8/2015		
Printed name of authorized officer				David L. Dunning	
Title or position of authorized officer				General Manager/CEO	
Telephone number of authorized officer:				(701) 284-7221, ext.	
Study Area Code of Reporting Carrier		381630	Filing Due Date for this form (mm/dd/yyyy)	07/01/2015	

**RATE FLOOR DATA COLLECTION - OMB Control Number 3060-0986**

**Block 1 - Contact Information**

ROW #	DATA ELEMENT	FORMAT OF REQUESTED DATA	RESPONSE
1	Carrier Study Area Code	6 numeric digits	381630
2	Carrier Study Area Name	alpha characters	POLAR COMMUNICATIONS MUTUAL AID CORP
3	Service Provider Identification Number	9 numeric digits	143002212
4	Residential Local Service Charge Effective Date	mm/dd/yy	07/01/15
5	Contact Name	alpha characters	Flanders, Shari
6	Contact Telephone Number (include area code)	9 numeric digits	701-284-4343
7	Sheet Number	numeric digit(s)	
8	Total Number of Sheets	numeric digit(s)	

**Block 2- Residential Local Service Rates, Fees, and Line Counts**

	Column 1 Residential Local Service Charge	Column 2 State Subscriber Line Charge	Column 3 State Universal Service Fee	Column 4 Mandatory Extended Area Service Charge	Column 5 Loops	Column 6 Exchange Name/ Zone Name	Column 7 Class Of Service
9	17.95	0.00	0.00	0.00	156	Aneta	Res Flat Rate
10	17.95	0.00	0.00	0.00	9	Aneta	Lifeline
11	14.00	0.00	0.00	0.00	143	Arthur	Res Flat Rat
12	14.00	0.00	0.00	0.00	10	Arthur	Lifeline
13	17.95	0.00	0.00	0.00	73	Brocket	Res Flat Rate
14	17.95	0.00	0.00	0.00	3	Brocket	Lifeline
15	17.95	0.00	0.00	0.00	893	Cavalier	Res Flat Rate
16	17.95	0.00	0.00	0.00	42	Cavalier	Lifeline
17	17.95	0.00	0.00	0.00	123	Crystal	Res Flat Rate
18	17.95	0.00	0.00	0.00	6	Crystal	Lifeline
19	17.95	0.00	0.00	0.00	34	Dahlen	Res Flat Rate
20	17.95	0.00	0.00	0.00	333	Drayton	Res Flat Rate
21	17.95	0.00	0.00	0.00	6	Drayton	Lifeline
22	17.95	0.00	0.00	0.00	26	East Drayton	Res Flat Rate
23	17.95	0.00	0.00	0.00	272	Edinburg	Res Flat Rat
24	17.95	0.00	0.00	0.00	8	Edinburg	Lifeline
25	17.95	0.00	0.00	0.00	29	Fairdale	Res Flat Rate

**Block 1 - Contact Information**

ROW #	DATA ELEMENT	FORMAT OF REQUESTED DATA	RESPONSE
1	Carrier Study Area Code	6 numeric digits	381630
2	Carrier Study Area Name	alpha characters	POLAR COMMUNICATIONS MUTUAL AID CORP
3	Service Provider Identification Number	9 numeric digits	143002212
4	Residential Local Service Charge Effective Date	mm/dd/yy	07/01/15
5	Contact Name	alpha characters	Flanders, Shari
6	Contact Telephone Number (include area code)	9 numeric digits	701-284-4343
7	Sheet Number	numeric digit(s)	
8	Total Number of Sheets	numeric digit(s)	


**Block 2- Residential Local Service Rates, Fees, and Line Counts**

26	17.95	0.00	0.00	0.00	2	Fairdale	Lifeline
27	15.15	0.00	0.00	0.00	107	Galesburg	Res Flat Rate
28	15.15	0.00	0.00	0.00	2	Galesburg	Lifeline
29	17.95	0.00	0.00	0.00	162	Hoople	Res Flat Rate
30	17.95	0.00	0.00	0.00	10	Hoople	Lifeline
31	14.00	0.00	0.00	0.00	154	Hunter	Res Flat Rate
32	14.00	0.00	0.00	0.00	1	Hunter	Lifeline
33	17.95	0.00	0.00	0.00	61	Inkster	Res Flat Rate
34	17.95	0.00	0.00	0.00	77	Lankin	Res Flat Rate
35	17.95	0.00	0.00	0.00	4	Lankin	Lifeline
36	17.95	0.00	0.00	0.00	134	Michigan	Res Flat Rate
37	17.95	0.00	0.00	0.00	5	Michigan	Lifeline
38	17.95	0.00	0.00	0.00	183	Neche	Res Flat Rate
39	17.95	0.00	0.00	0.00	2	Neche	Lifeline
40	17.95	0.00	0.00	0.00	40	Nekoma	Res Flat Rate
41	17.95	0.00	0.00	0.00	108	Niagara	Res Flat Rate
42	17.95	0.00	0.00	0.00	3	Niagara	Lifeline
43	17.95	0.00	0.00	0.00	767	Park River	Res Flat Rate
44	17.95	0.00	0.00	0.00	30	Park River	Lifeline
45	17.95	0.00	0.00	0.00	89	Petersburg	Res Flat Rate
46	17.95	0.00	0.00	0.00	8	Petersburg	Lifeline
47	17.95	0.00	0.00	0.00	175	St Thomas	Res Flat Rate
48	17.95	0.00	0.00	0.00	3	St Thomas	Lifeline

TO BE COMPLETED BY AN OFFICER OF THE REPORTING CARRIER

**Certification of Officer for Rate-of-Return Carrier Not Seeking Duplicative Recovery**


I certify that I am an officer of the reporting carrier and that, to the best of my knowledge, this reporting carrier is not seeking duplicative recovery in the state jurisdiction for any Eligible Recovery subject to the recovery mechanism as per 51.917(d)(vii).

Name of Reporting Carrier <b>Polar Communications Mutual Aid Corp.</b>			
Signature of authorized officer		Date	<b>5/21/2015</b>
Printed name of authorized officer <b>David L. Dunning</b>			
Title or position of authorized officer <b>GM/CEO</b>			
Telephone number of authorized officer: <b>(701) 284-7221</b> <small>ext.</small>			
Study Area Code of Reporting Carrier	<b>381630</b>	Filing Due Date for this form (mm/dd/yyyy)	<b>6/16/2015</b>
<p>Persons willfully making false statements on this form can be punished by fine or forfeiture under the Communications Act of 1934, 47 U.S.C. §§ 502, 603(b), or fine or imprisonment under Title 18 of the United States Code, 18 U.S.C. § 1001.</p>			

TO BE COMPLETED BY AN OFFICER OF THE REPORTING CARRIER

**Certification of Officer for Rate-of-Return Carrier Eligibility for CAF/ICC Recovery**

I certify that I am an officer of the reporting carrier and that, to the best of my knowledge, the reporting carrier on this form certifies that it has complied with Eligible Recovery §51.917(d) and Access Recovery Charge §51.917(e) and is eligible to receive the CAF ICC support requested pursuant to §51.917(f).

Name of Reporting Carrier <b>Polar Communications Mutual Aid Corp</b>			
Signature of authorized officer 		Date	<b>5/21/2015</b>
Printed name of authorized officer <b>David L. Dunning</b>			
Title or position of authorized officer <b>GM/CEO</b>			
Telephone number of authorized officer: <b>(701) 284-7221</b>			
Study Area Code of Reporting Carrier	<b>381630</b>	Filing Due Date for this form (mm/dd/yyyy)	<b>6/16/2015</b>
Persons willfully making false statements on this form can be punished by fine or forfeiture under the Communications Act of 1934, 47 U.S.C. §§ 502, 503(b), or fine or Imprisonment under Title 18 of the United States Code, 18 U.S.C. § 1001.			


TO BE COMPLETED BY THE REPORTING CARRIER, IF AN AGENT IS FILING DATA ON THE CARRIER'S BEHALF:

**Certification of Officer to Authorize an Agent to File Data Reported on Behalf of Reporting Carrier**

I certify that (Name of Agent) National Exchange Carrier Association, Inc. (NECA) is authorized to submit the information reported on behalf of the reporting carrier. I also certify that I am an officer of the reporting carrier; my responsibilities include ensuring the accuracy of the data provided to the Authorized Agent; and, to the best of my knowledge, the actual data provided to the Authorized Agent are accurate.

Name of Authorized Agent National Exchange Carrier Association, Inc. (NECA)

Name of Reporting Carrier Polar Communications Mutual Aid Corp

Signature of Authorized Officer 

Date 5/21/2015

Printed name of Authorized Officer David L. Dunning

Title or position of Authorized Officer GM/CEO

Telephone number of Authorized Officer: (701) 284-7221, ext. \_\_\_\_\_

Study Area Code of Reporting Carrier

381630

Filing Due Date for this form  
(mm/dd/yyyy)

6/16/2015

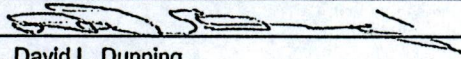
Persons willfully making false statements on this form can be punished by fine or forfeiture under the Communications Act of 1934, 47 U.S.C. §§ 502, 503(b), or fine or imprisonment under Title 18 of the United States Code, 18 U.S.C. § 1001.



TO BE COMPLETED BY THE REPORTING CARRIER,

**Certification of Officer as to the Accuracy of the CAF ICC Data Reported**

I certify that I am an officer of the reporting carrier; my responsibilities include ensuring the accuracy of the actual data reported; and, to the best of my knowledge, the information reported on this form is accurate.

Name of Reporting Carrier <b>Polar Communications Mutual Aid Corp</b>			
Signature of Authorized Officer 		Date <b>5/21/2015</b>	
Printed name of Authorized Officer <b>David L. Dunning</b>			
Title or position of Authorized Officer <b>GM/CEO</b>			
Telephone number of Authorized Officer: <b>(701) 284-7221 ext.</b>			
Study Area Code of Reporting Carrier	<b>381630</b>	Filing Due Date for this form (mm/dd/yyyy)	<b>6/16/2015</b>
Persons willfully making false statements on this form can be punished by fine or forfeiture under the Communications Act of 1934, 47 U.S.C. §§ 502, 503(b), or fine or imprisonment under Title 18 of the United States Code, 18 U.S.C. § 1001.			



2015 CAF ICC Data Collection

NECA Home NECA Data Collections Contact Us CAF ICC - Instructions & Documents Logout

Logged in User: Patricia Hoyt



Home Select Company Main Page Study Area Data Input Menu > CAF & ARC Output > Electronic Certifications >

Study Area: POLAR COMM MUT AID (ID: 381630)  
 Holding Company: POLAR COMM. MUTUAL AID (ID: 20000267)

Intrastate Revenues (FCC TRP exhibit)

- Option 1: View TRP Output in Excel
- Option 2: Download TRP Data in Excel

Intrastate Revenues

Test Year 2015-2016 Expected Maximum Intrastate Revenue: \$73,581.13

Col D --	Col E --	Col F --	Col G --	Col H --	Col I --	Col J H'I	Col K --	Col L --	Col M -- [(L/K)^(12/21)-1]*100	Col N -- H'L
Rate Element Description	Unit of Demand	7/1/2015 Interstate Rate	Test Year 2014-2015 Current Intrastate Rate	7/1/2015 Proposed Intrastate Rate	FY 2011 Intrastate Units: Terminating for Non-Dedicated or Originating and Terminating for Dedicated Elements	Intrastate Price-out with 7/1/2015 proposed intrastate rate and FY2011 Demand	FY 2014 Intrastate Units: Terminating for Non-Dedicated and total for Dedicated Elements	Test Year 2015-2016 Forecasted Intrastate Units	Intrastate Units Growth Rate %	TY 2015-16 Forecasted Intrastate Revenue
Terminating End Office Access Service	MOU	\$0.01696900	\$0.03040000	\$0.01696900	5,139,960.00	\$87,219.98	4,357,414.00	4,336,209.00	-0.28%	\$73,581.13
Terminating End Office, Premium, per access minute										
Terminating End Office Access Service	MOU	\$0.00946900	\$0.01459700	\$0.00946900	0.00	\$0.00	0.00	0.00	0.00%	\$0.00
Terminating End Office, Non-Premium, per access minute										
Entrance Facility, Per Termination Voice Grade Two Wire	Termination	\$81.49	\$80.32	\$80.32	0.00	\$0.00	0.00	0.00	0.00%	\$0.00
Entrance Facility, Per Termination Voice Grade Four Wire	Termination	\$130.40	\$128.53	\$128.53	0.00	\$0.00	0.00	0.00	0.00%	\$0.00
Entrance Facility, Per Termination High Capacity DS1	Termination	\$397.28	\$391.59	\$391.59	0.00	\$0.00	0.00	0.00	0.00%	\$0.00
Entrance Facility, Per Termination High Capacity DS3	Termination	\$3,627.44	\$3,575.45	\$3,575.45	0.00	\$0.00	0.00	0.00	0.00%	\$0.00
Entrance Facility, Per Termination Synchronous Optical Channel OC3	Termination	\$3,698.91	\$3,645.90	\$3,645.90	0.00	\$0.00	0.00	0.00	0.00%	\$0.00
Entrance Facility, Per Termination Synchronous Optical Channel OC12	Termination	\$3,949.24	\$3,892.64	\$3,892.64	0.00	\$0.00	0.00	0.00	0.00%	\$0.00
Entrance Facility, Per Termination ESALT 2 Mbps	Circuit	\$703.66	\$0.00000000	\$0.00000000	0.00	\$0.00	0.00	0.00	0.00%	\$0.00
Entrance Facility, Per Termination ESALT 10 Mbps	Circuit	\$758.40	\$0.00000000	\$0.00000000	0.00	\$0.00	0.00	0.00	0.00%	\$0.00
Entrance Facility, Per Termination ESALT 50 Mbps	Circuit	\$982.56	\$0.00000000	\$0.00000000	0.00	\$0.00	0.00	0.00	0.00%	\$0.00
Direct Trunked Transport Facility/ Mile Voice Grade - Two Wire & Four Wire	Mile	\$5.80	\$5.72	\$5.72	0.00	\$0.00	0.00	0.00	0.00%	\$0.00
Direct Trunked Transport Facility/ Mile High Capacity DS1	Mile	\$27.22	\$26.83	\$26.83	0.00	\$0.00	0.00	0.00	0.00%	\$0.00

Direct Trunked Transport Facility/ Mile High Capacity DS3	Mile	\$237.10	\$233.70	\$233.70	0.00	\$0.00	0.00	0.00	0.00%	\$0.00
Direct Trunked Transport Facility/ Mile Synchronous Optical Channel OC3	Mile	\$253.81	\$250.17	\$250.17	0.00	\$0.00	0.00	0.00	0.00%	\$0.00
Direct Trunked Transport Facility/ Mile Synchronous Optical Channel OC12	Mile	\$318.57	\$314.00	\$314.00	0.00	\$0.00	0.00	0.00	0.00%	\$0.00
Direct Trunked Transport Facility/ Mile ESALT 2 Mbps DTF-E1	Circuit Miles	\$80.17	\$0.00000000	\$0.00000000	0.00	\$0.00	0.00	0.00	0.00%	\$0.00
Direct Trunked Transport Facility/ Mile ESALT 2 Mbps DTF-E2	Circuit Miles	\$53.46	\$0.00000000	\$0.00000000	0.00	\$0.00	0.00	0.00	0.00%	\$0.00
Direct Trunked Transport Facility/ Mile ESALT 2 Mbps DTF-E3	Circuit Miles	\$79.59	\$0.00000000	\$0.00000000	0.00	\$0.00	0.00	0.00	0.00%	\$0.00
Direct Trunked Transport Facility/ Mile ESALT 2 Mbps DTF-E4	Circuit Miles	\$133.28	\$0.00000000	\$0.00000000	0.00	\$0.00	0.00	0.00	0.00%	\$0.00
Direct Trunked Transport Facility/ Mile ESALT 10 Mbps DTF-E1	Circuit Miles	\$203.27	\$0.00000000	\$0.00000000	0.00	\$0.00	0.00	0.00	0.00%	\$0.00
Direct Trunked Transport Facility/ Mile ESALT 10 Mbps DTF-E2	Circuit Miles	\$121.98	\$0.00000000	\$0.00000000	0.00	\$0.00	0.00	0.00	0.00%	\$0.00
Direct Trunked Transport Facility/ Mile ESALT 10 Mbps DTF-E3	Circuit Miles	\$200.35	\$0.00000000	\$0.00000000	0.00	\$0.00	0.00	0.00	0.00%	\$0.00
Direct Trunked Transport Facility/ Mile ESALT 10 Mbps DTF-E4	Circuit Miles	\$410.94	\$0.00000000	\$0.00000000	0.00	\$0.00	0.00	0.00	0.00%	\$0.00
Direct Trunked Transport Facility/ Mile ESALT 50 Mbps DTF-E1	Circuit Miles	\$569.19	\$0.00000000	\$0.00000000	0.00	\$0.00	0.00	0.00	0.00%	\$0.00
Direct Trunked Transport Facility/ Mile ESALT 50 Mbps DTF-E2	Circuit Miles	\$379.48	\$0.00000000	\$0.00000000	0.00	\$0.00	0.00	0.00	0.00%	\$0.00
Direct Trunked Transport Facility/ Mile ESALT 50 Mbps DTF-E3	Circuit Miles	\$654.34	\$0.00000000	\$0.00000000	0.00	\$0.00	0.00	0.00	0.00%	\$0.00
Direct Trunked Transport Facility/ Mile ESALT 50 Mbps DTF-E4	Circuit Miles	\$1,166.15	\$0.00000000	\$0.00000000	0.00	\$0.00	0.00	0.00	0.00%	\$0.00
Direct Trunked Transport Facility/Termination Voice Grade - Two Wire & Four Wire	Termination	\$58.34	\$57.50	\$57.50	0.00	\$0.00	0.00	0.00	0.00%	\$0.00
Direct Trunked Transport Facility/Termination High Capacity DS1	Termination	\$141.22	\$139.20	\$139.20	0.00	\$0.00	0.00	0.00	0.00%	\$0.00
Direct Trunked Transport Facility/Termination High Capacity DS3	Termination	\$906.84	\$893.84	\$893.84	0.00	\$0.00	0.00	0.00	0.00%	\$0.00
Direct Trunked Transport Facility/Termination Synchronous Optical Channel OC3	Termination	\$944.21	\$930.68	\$930.68	0.00	\$0.00	0.00	0.00	0.00%	\$0.00
Direct Trunked Transport Facility/Termination Synchronous Optical Channel	Termination	\$2,055.84	\$2,026.38	\$2,026.38	0.00	\$0.00	0.00	0.00	0.00%	\$0.00

OC12 Direct Trunked Transport Facility/Termination ESALT 2 Mbps	Circuit terms	\$187.07	\$0.00000000	\$0.00000000	0.00	\$0.00	0.00	0.00	0.00%	\$0.00
Direct Trunked Transport Facility/Termination ESALT 10 Mbps	Circuit terms	\$228.70	\$0.00000000	\$0.00000000	0.00	\$0.00	0.00	0.00	0.00%	\$0.00
Direct Trunked Transport Facility/Termination ESALT 50 Mbps	Circuit terms	\$279.51	\$0.00000000	\$0.00000000	0.00	\$0.00	0.00	0.00	0.00%	\$0.00
Multiplexing, Per Arrangement DS3 to DS1	Termination	\$827.39	\$815.53	\$815.53	0.00	\$0.00	0.00	0.00	0.00%	\$0.00
Multiplexing, Per Arrangement DS1 to Voice	Termination	\$319.45	\$314.87	\$314.87	0.00	\$0.00	0.00	0.00	0.00%	\$0.00
Customer Node Per Node OC3 155.52 Mbps	Port	\$858.90	\$846.59	\$846.59	0.00	\$0.00	0.00	0.00	0.00%	\$0.00
Customer Node Per Node OC12 622.08 Mbps	Port	\$2,481.29	\$2,445.73	\$2,445.73	0.00	\$0.00	0.00	0.00	0.00%	\$0.00
Customer Premises Port, Per Port OC3 155.52 Mbps	Port	\$281.82	\$277.78	\$277.78	0.00	\$0.00	0.00	0.00	0.00%	\$0.00
Customer Premises Port, Per Port STS- 1 51.84 Mbps	Port	\$338.38	\$333.53	\$333.53	0.00	\$0.00	0.00	0.00	0.00%	\$0.00
Customer Premises Port, Per Port DS3 44.736 Mbps	Port	\$338.38	\$333.53	\$333.53	0.00	\$0.00	0.00	0.00	0.00%	\$0.00
Customer Premises Port, Per Port DS1 1.544 Mbps	Port	\$86.73	\$85.49	\$85.49	0.00	\$0.00	0.00	0.00	0.00%	\$0.00
Add/Drop Multiplexing Central Office Port, Per Port DS1 1.544 Mbps	Port	\$69.39	\$68.40	\$68.40	0.00	\$0.00	0.00	0.00	0.00%	\$0.00
Add/Drop Multiplexing Central Office Port, Per Port OC3 155.52 Mbps	Port	\$281.82	\$277.78	\$277.78	0.00	\$0.00	0.00	0.00	0.00%	\$0.00
Add/Drop Multiplexing Central Office Port, Per Port DS3 44.736 Mbps	Port	\$173.51	\$171.02	\$171.02	0.00	\$0.00	0.00	0.00	0.00%	\$0.00
Network Blocking, Per Blocked Call Network Blocking, Per Blocked Call, Applies to FGD only	Call	\$0.01640000	\$0.00000000	\$0.00000000	0.00	\$0.00	0.00	0.00	0.00%	\$0.00
ESALT Real Time CoS/QoS, Per ESALT DTF-E1 Facility ESALT 2 Mbps	Facility	\$15.31	\$0.00000000	\$0.00000000	0.00	\$0.00	0.00	0.00	0.00%	\$0.00
ESALT Real Time CoS/QoS, Per ESALT DTF-E1 Facility ESALT 10 Mbps	Facility	\$76.56	\$0.00000000	\$0.00000000	0.00	\$0.00	0.00	0.00	0.00%	\$0.00
ESALT Real Time CoS/QoS, Per ESALT DTF-E1 Facility ESALT 50 Mbps	Facility	\$238.22	\$0.00000000	\$0.00000000	0.00	\$0.00	0.00	0.00	0.00%	\$0.00
ESALT Entrance Facility Protection, Per ESALT Entrance Facility ESALT 2 Mbps	Circuit	\$284.18	\$0.00000000	\$0.00000000	0.00	\$0.00	0.00	0.00	0.00%	\$0.00
ESALT Entrance Facility Protection, Per ESALT Entrance Facility ESALT 10 Mbps	Circuit	\$284.18	\$0.00000000	\$0.00000000	0.00	\$0.00	0.00	0.00	0.00%	\$0.00
ESALT Entrance Facility Protection, Per ESALT Entrance Facility ESALT 50 Mbps Common Channel	Circuit	\$284.18	\$0.00000000	\$0.00000000	0.00	\$0.00	0.00	0.00	0.00%	\$0.00

Signaling Network Connection Signaling Mileage Facility, Per Mile	Mile	\$7.82	\$7.71	\$7.71	0.00	\$0.00	0.00	0.00	0.00%	\$0.00
Common Channel Signaling Network Connection Signaling Mileage Termination, Per Termination	Termination	\$78.53	\$77.40	\$77.40	0.00	\$0.00	0.00	0.00	0.00%	\$0.00
Common Channel Signaling Network Connection Signaling Entrance Facility, Per Facility	Facility	\$150.40	\$148.24	\$148.24	0.00	\$0.00	0.00	0.00	0.00%	\$0.00
Common Channel Signaling Network Connection STP Port, Per Port	Port	\$775.03	\$763.92	\$763.92	0.00	\$0.00	0.00	0.00	0.00%	\$0.00
Terminating Tandem Switched Transport Terminating Tandem Switched Transport Facility	Minutes / Mile	\$0.00043000	\$0.00042400	\$0.00043000	165,664,782.00	\$71,235.86	6,654,909.00	0.00	-100.00%	\$0.00
Terminating Tandem Switched Transport Terminating Tandem Switched Termination	Minutes	\$0.00223400	\$0.00220200	\$0.00223400	11,102,724.00	\$24,803.49	420,888.00	0.00	-100.00%	\$0.00
Terminating Tandem Switched Transport Terminating Tandem Switching	Minutes	\$0.00563500	\$0.00555400	\$0.00563500	4,214,086.00	\$23,746.37	210,444.00	0.00	-100.00%	\$0.00
Nonrecurring Charges Voice Grade Two Wire	Facility	\$481.03	\$474.14	\$474.14	0.00	\$0.00	0.00	0.00	0.00%	\$0.00
Nonrecurring Charges Voice Grade Four Wire	Facility	\$481.03	\$474.14	\$474.14	0.00	\$0.00	0.00	0.00	0.00%	\$0.00
Nonrecurring Charges High Capacity DS1	Facility	\$352.76	\$347.70	\$347.70	0.00	\$0.00	0.00	0.00	0.00%	\$0.00
Nonrecurring Charges High Capacity DS3	Facility	\$475.69	\$468.87	\$468.87	0.00	\$0.00	0.00	0.00	0.00%	\$0.00
Nonrecurring Charges Synchronous Optical Channel OC3	Facility	\$384.82	\$379.30	\$379.30	0.00	\$0.00	0.00	0.00	0.00%	\$0.00
Nonrecurring Charges Synchronous Optical Channel OC12	Facility	\$384.82	\$379.30	\$379.30	0.00	\$0.00	0.00	0.00	0.00%	\$0.00
Nonrecurring Charges Interim NXX Translation, Per Order	Order	\$235.17	\$231.80	\$231.80	0.00	\$0.00	0.00	0.00	0.00%	\$0.00
Nonrecurring Charges FGC and FGD Conversion of Multifrequency Address Signaling to SS7 Signaling or SS7 Signaling to Multifrequency Address Signaling, per 24 trunks converted or fraction thereof on a per order basis	Order	\$472.47	\$465.70	\$465.70	0.00	\$0.00	0.00	0.00	0.00%	\$0.00
Nonrecurring Charges Trunk Activation, per 24 trunks activated or fraction thereof on a per order basis	Order	\$490.64	\$483.61	\$483.61	0.00	\$0.00	0.00	0.00	0.00%	\$0.00
Nonrecurring Charges Flexible Automatic Number Identification (Flex ANI), per End Office, per CIC	End Office	\$0.00000000	\$0.00000000	\$0.00000000	0.00	\$0.00	0.00	0.00	0.00%	\$0.00



## 2015 CAF ICC Data Collection

NECA Home NECA Data Collections Contact Us CAF ICC - Instructions & Documents Logout

Logged in User: Patricia Hoyt

Home Select Company Main Page Study Area Data Input Menu ▾ CAF & ARC Output ▾ Electronic Certifications ▾

Study Area: POLAR COMM MUT AID (ID: 381630)  
Holding Company: POLAR COMM. MUTUAL AID (ID: 200000267)

## Study Area USAC Reports

[View Printer-friendly report]

2015 USAC Data Report ▾

## CONNECT AMERICA FUND

Data to be Provided to USAC/FCC in June 2015 for CAF ICC Purposes

## Current Settlement Type: Cost

Test Period 7/1/15-6/30/16 Post True-up (Filing) View

## Rate-of-Return (ROR) Carrier Revenue Requirement

1	2011 Interstate Switched Access Revenue Requirement	\$1,462,354
2	FY 2011 Intrastate Terminating Switched Access Revenues	\$503,148
3	FY 2011 Net Reciprocal Compensation Revenues	\$75,747
4	2011 ROR Carrier Base Period Revenue (Line 1 + Line 2 + Line 3)	\$2,041,249
5	ROR Carrier Baseline Adjustment Factor (0.95 x 0.95 x 0.95 x 0.95)	0.814506
6	ROR Carrier Revenue Requirement (Line 4 x Line 5)	\$1,662,610
7	Pool Administration Expenses	\$38,926
8	Total ROR Carrier Revenue Requirement (Line 6 + Line 7)	\$1,701,536

## Revenues from Reformed Inter-carrier Compensation (ICC) Rates

9	Interstate Switched Access Revenues	\$378,036
10	Interstate Allocated Switched Access Revenues#	\$540,174
11	Transitional Intrastate Access Service Revenues	\$73,581
12	Net Transitional Reciprocal Compensation Revenues	\$0
13	Total ICC Revenue (Line 10 + Line 11 + Line 12)	\$613,756

## Eligible Recovery

14	TRS Increment	\$0
15	Regulatory Fees Increment	\$0
16	NANPA Increment	\$0
17	Interstate Local Switching Support for Price Cap Affiliates	\$0
18	Adjustment for Double Recovery or Corrections	(\$167,693)
19	Test Period 13/14 Trueup - Net Impact on Total Eligible Recovery	\$168,248
20	Eligible Recovery (Line 8 - Line 13) + (Line 14 + Line 15 + Line 16 + Line 18 + Line 19) - (Line 17)	\$1,088,335

## Revenues from Access Recovery Charges (ARC)

21	Residential ARC Revenues	\$93,000
22	Single Line Business ARC Revenues	\$20,736
23	Multi-Line Business ARC Revenues	\$44,532
24	Total ARC Revenues (Line 21 + Line 22 + Line 23)	\$158,268

## Connect America Fund (CAF) ICC Support\*\*

25	Connect America Fund (CAF) ICC Support (Line 20 - Line 24)	\$930,067
----	--	-----------

## NOTES:

#Per FCC Designation Order, calculated as (Sum of Line 9 for all TS pool participants) \* (Line 1/ Sum of Line 1 for all TS pool participants)

\*\*NECA estimate provided for informational purposes only - actual to be calculated by USAC.



## 2015 CAF ICC Data Collection

[NECA Home](#)
[NECA Data Collections](#)
[Contact Us](#)
[CAF ICC - Instructions & Documents](#)
[Logout](#)

Logged in User: Patricia Hoyt

[Home](#)
[Select Company](#)
[Main Page](#)
[Study Area Data Input Menu](#)
[CAF & ARC Output](#)
[Electronic Certifications](#)

**Study Area: POLAR COMM MUT AID (ID: 381630)**

**Holding Company: POLAR COMM. MUTUAL AID (ID: 20000267)**

### Access Recovery Charges

Recalculate ARC Rates & CAF Support revenues


[Test Period 2015-2016 Pre-True-up View](#)
[Test Period 2015-16 Post-True-Up \(Filing\) View](#)

### Test Period 2015-2016 Post True-Up (Filing) View

Exchange / Zone Name	Residential Lines excluding Lifelines	Residential ARC	Residential ARC Revenue	SLB Lines	SLB ARC	SLB ARC Revenue	MLB Lines	MLB ARC	MLB ARC Revenue	Total ARC Revenue
Aneta	131	\$2.00	\$3,144.00							
Arthur	147	\$2.00	\$3,528.00							
Brocket	75	\$2.00	\$1,800.00							
Cavalier	862	\$2.00	\$20,688.00							
Crystal	107	\$2.00	\$2,568.00							
Dahlen	33	\$2.00	\$792.00							
Drayton	238	\$2.00	\$5,712.00							
East Drayton	28	\$2.00	\$672.00							
Edinburg	275	\$2.00	\$6,600.00							
Fairdale	34	\$2.00	\$816.00							
Galesburg	106	\$2.00	\$2,544.00							
Hoople	152	\$2.00	\$3,648.00							
Hunter	125	\$2.00	\$3,000.00							
Inkster	55	\$2.00	\$1,320.00							
Lankin	64	\$2.00	\$1,536.00							
Michigan	137	\$2.00	\$3,288.00							
Neché	180	\$2.00	\$4,320.00							
Nekoma	37	\$2.00	\$888.00							
Niagara	114	\$2.00	\$2,736.00							
Park River	714	\$2.00	\$17,136.00							
Petersburg	90	\$2.00	\$2,160.00							
Saint Thomas	171	\$2.00	\$4,104.00							
<b>Study Area Summary</b>	<b>3875</b>		<b>\$93,000.00</b>	<b>864</b>	<b>\$2.00</b>	<b>\$20,736.00</b>	<b>1237</b>	<b>\$3.00</b>	<b>\$44,532.00</b>	<b>\$158,268.00</b>

**Rate Floor Data**

TO BE COMPLETED BY THE REPORTING CARRIER, IF AN AGENT IS FILING RATE FLOOR DATA ON THE CARRIER'S BEHALF:

<p><b>Certification of Officer to Authorize an Agent to File Rate Floor Data on Behalf of Reporting Carrier</b></p> <p>I certify that <u>National Exchange Carrier Association (NECA)</u> is authorized to submit the information reported on behalf of the reporting carrier. I also certify that I am an officer of the reporting carrier; my responsibilities include ensuring the accuracy of the actual rate floor data provided to the authorized agent; and, to the best of my knowledge, the actual rate floor data provided to the authorized agent is accurate.</p> <p>I certify that I am authorized to submit the information reported on this form on behalf of the reporting carrier; that I have provided the information reported herein based on data provided by the reporting carrier; and to the best of my knowledge the information reported herein is accurate.</p>			
Name of Authorized Agent <u>National Exchange Carrier Association (NECA)</u>			
Name of Reporting Carrier <u>Polar Communications Mutual Aid Corp</u>			
Signature of authorized officer 			Date <u>6/8/2015</u>
Printed name of authorized officer <u>David L. Dunning</u>			
Title or position of authorized officer <u>General Manager/CEO</u>			
Telephone number of authorized officer: <u>(701) 284-7221</u> ext.			
Study Area Code of Reporting Carrier	<u>381614</u>	Filing Due Date for this form (mm/dd/yyyy)	<u>07/01/2015</u>


CERTIFICATION-AGENT



Rate Floor Template

**Certification of Officer as to the Accuracy of the Data Reported for the Rate Floor Data**

I certify that I am an officer of the reporting carrier; my responsibilities include ensuring the accuracy of the actual rate floor data reported; and, to the best of my knowledge, the information reported on this form is accurate.

Name of Reporting Carrier				Polar Communications Mutual Aid Corp	
Signature of authorized officer					
Date			6/8/2015		
Printed name of authorized officer				David L. Dunning	
Title or position of authorized officer				General Manager/CEO	
Telephone number of authorized officer:				(701) 284-7221, ext.	
Study Area Code of Reporting Carrier		381614	Filing Due Date for this form (mm/dd/yyyy)	07/01/2015	

**RATE FLOOR DATA COLLECTION - OMB Control Number 3060-0986**

**Block 1 - Contact Information**

ROW #	DATA ELEMENT	FORMAT OF REQUESTED DATA	RESPONSE
1	Carrier Study Area Code	6 numeric digits	381614
2	Carrier Study Area Name	alpha characters	POLAR COMMUNICATIONS MUTUAL AID CORP (A)
3	Service Provider Identification Number	9 numeric digits	143002212
4	Residential Local Service Charge Effective Date	mm/dd/yy	07/01/15
5	Contact Name	alpha characters	Flanders, Shari
6	Contact Telephone Number (include area code)	9 numeric digits	701-284-4343
7	Sheet Number	numeric digit(s)	
8	Total Number of Sheets	numeric digit(s)	

**Block 2- Residential Local Service Rates, Fees, and Line Counts**

	Column 1 Residential Local Service Charge	Column 2 State Subscriber Line Charge	Column 3 State Universal Service Fee	Column 4 Mandatory Extended Area Service Charge	Column 5 Loops	Column 6 Exchange Name/ Zone Name	Column 7 Class Of Service
9	17.95	0.00	0.00	0.00	95	Adams	Res Flat Rate
10	17.95	0.00	0.00	0.00	7	Adams	Lifeline
11	17.95	0.00	0.00	0.00	122	Edmore	Res Flat Rate
12	17.95	0.00	0.00	0.00	8	Edmore	Lifeline
13	17.95	0.00	0.00	0.00	106	Fordville	Res Flat Rate
14	17.95	0.00	0.00	0.00	10	Fordville	Lifeline
15	17.95	0.00	0.00	0.00	115	Gilby	Res Flat Rate
16	17.95	0.00	0.00	0.00	3	Gilby	Lifeline
17	17.95	0.00	0.00	0.00	318	Lakota	Res Flat Rate
18	17.95	0.00	0.00	0.00	16	Lakota	Lifeline
19	17.95	0.00	0.00	0.00	218	Pembina	Res Flat Rate
20	17.95	0.00	0.00	0.00	3	Pembina	Lifeline
21	17.95	0.00	0.00	0.00	30	St Vincent	Res Flat Rate
22	17.95	0.00	0.00	0.00	1	St Vincent	Lifeline

TO BE COMPLETED BY AN OFFICER OF THE REPORTING CARRIER

**Certification of Officer for Rate-of-Return Carrier Not Seeking Duplicative Recovery**

I certify that I am an officer of the reporting carrier and that, to the best of my knowledge, this reporting carrier is not seeking duplicative recovery in the state jurisdiction for any Eligible Recovery subject to the recovery mechanism as per 51.917(d)(vii).

Name of Reporting Carrier **Polar Communications Mutual Aid Corp.**

Signature of authorized officer



Date

**5/21/2015**

Printed name of authorized officer **David L. Dunning**

Title or position of authorized officer

**GM/CEO**

Telephone number of authorized officer: **(703) 284-7221**

Study Area Code of Reporting Carrier

**381614**

Filing Due Date for this form  
(mm/dd/yyyy)


**6/16/2015**

Persons willfully making false statements on this form can be punished by fine or forfeiture under the Communications Act of 1934, 47 U.S.C. §§ 502, 603(b), or fine or imprisonment under Title 18 of the United States Code, 18 U.S.C. § 1001.

**TO BE COMPLETED BY AN OFFICER OF THE REPORTING CARRIER**

**Certification of Officer for Rate-of-Return Carrier Eligibility for CAF/ICC Recovery**

I certify that I am an officer of the reporting carrier and that, to the best of my knowledge, the reporting carrier on this form certifies that it has complied with Eligible Recovery §51.917(d) and Access Recovery Charge §51.917(e) and is eligible to receive the CAF ICC support requested pursuant to §51.917(f).

Name of Reporting Carrier <b>Polar Communications Mutual Aid Corp</b>			
Signature of authorized officer		Date	<b>5/21/2015</b>
Printed name of authorized officer	<b>David L. Dunning</b>		
Title or position of authorized officer	<b>GM/CEO</b>		
Telephone number of authorized officer:	<b>(701) 284-7221</b>		
Study Area Code of Reporting Carrier	<b>381614</b>	Filing Due Date for this form (mm/dd/yyyy)	<b>6/16/2015</b>
Persons willfully making false statements on this form can be punished by fine or forfeiture under the Communications Act of 1934, 47 U.S.C. §§ 502, 503(b), or fine or imprisonment under Title 18 of the United States Code, 18 U.S.C. § 1001.			


TO BE COMPLETED BY THE REPORTING CARRIER, IF AN AGENT IS FILING DATA ON THE CARRIER'S BEHALF:

**Certification of Officer to Authorize an Agent to File Data Reported on Behalf of Reporting Carrier**

I certify that (Name of Agent) National Exchange Carrier Association, Inc. (NECA) is authorized to submit the information reported on behalf of the reporting carrier. I also certify that I am an officer of the reporting carrier; my responsibilities include ensuring the accuracy of the data provided to the Authorized Agent; and, to the best of my knowledge, the actual data provided to the Authorized Agent are accurate.

Name of Authorized Agent National Exchange Carrier Association, Inc. (NECA)

Name of Reporting Carrier Polar Communications Mutual Aid Corp

Signature of Authorized Officer 

Date 5/21/2015

Printed name of Authorized Officer David L. Dunning

Title or position of Authorized Officer GM/CEO

Telephone number of Authorized Officer: (701) 284-7221 ext. \_\_\_\_\_

Study Area Code of Reporting Carrier 381614

Filing Due Date for this form  
(mm/dd/yyyy)


6/16/2015

Persons who make false statements on this form can be punished by fine or forfeiture under the Communications Act of 1934, 47 U.S.C. §§ 502, 503(b), or fine or imprisonment under Title 18 of the United States Code, 18 U.S.C. § 1001.

TO BE COMPLETED BY THE REPORTING CARRIER,

**Certification of Officer as to the Accuracy of the CAF ICC Data Reported**

I certify that I am an officer of the reporting carrier; my responsibilities include ensuring the accuracy of the actual data reported; and, to the best of my knowledge, the information reported on this form is accurate.

Name of Reporting Carrier <b>Polar Communications Mutual Aid Corp</b>			
Signature of Authorized Officer 		Date <b>5/21/2015</b>	
Printed name of Authorized Officer <b>David L. Dunning</b>			
Title or position of Authorized Officer <b>GM/CEO</b>			
Telephone number of Authorized Officer: <b>(701) 284-7221</b> , ext. ....			
Study Area Code of Reporting Carrier	<b>381614</b>	Filing Due Date for this form (mm/dd/yyyy)	<b>6/16/2015</b>
Persons willfully making false statements on this form can be punished by fine or forfeiture under the Communications Act of 1934, 47 U.S.C. §§ 502, 503(b), or fine or imprisonment under Title 18 of the United States Code, 18 U.S.C. § 1001.			



2015 CAF ICC Data Collection

NECA Home NECA Data Collections Contact Us CAF ICC - Instructions & Documents Logout

Logged in User: Patricia Hoyt



Home Select Company Main Page Study Area Data Input Menu ▸ CAF & ARC Output ▸ Electronic Certifications ▸

Study Area: POLAR COMM MUT AID-A (ID: 381614)  
 Holding Company: POLAR COMM. MUTUAL AID (ID: 200000267)

Intrastate Revenues (FCC TRP exhibit)

- Option 1: View TRP Output in Excel
- Option 2: Download TRP Data in Excel

Intrastate Revenues

Test Year 2015-2016 Expected Maximum Intrastate Revenue: \$10,058.20

Col D -- Rate Element Description	Col E -- Unit of Demand	Col F -- 7/1/2015 Interstate Rate	Col G -- Test Year 2014-2015 Current Intrastate Rate	Col H -- 7/1/2015 Proposed Intrastate Rate	Col I -- FY 2011 Intrastate Units: Terminating for Non-Dedicated or Originating and Terminating for Dedicated Elements	Col J -- H* Intrastate Price-out with 7/1/2015 proposed intrastate rate and FY2011 Demand	Col K -- FY 2014 Intrastate Units: Terminating for Non-Dedicated and total for Dedicated Elements	Col L -- Test Year 2015-2016 Forecasted Intrastate Units	Col M -- [[L/K]^(12/21)-1]*100 Intrastate Units Growth Rate %	Col N -- H*L TY 2015-16 Forecasted Intrastate Revenue
Terminating End Office Access Service	MOU	\$0.01397500	\$0.02409100	\$0.01397500	1,318,263.00	\$18,422.73	512,062.00	235,263.00	-35.88%	\$3,287.80
Terminating End Office, Premium, per access minute										
Terminating End Office Access Service	MOU	\$0.00812200	\$0.01175800	\$0.00812200	0.00	\$0.00	0.00	0.00	0.00%	\$0.00
Terminating End Office, Non-Premium, per access minute										
Entrance Facility, Per Termination Voice Grade Two Wire	Termination	\$46.97	\$46.30	\$46.30	0.00	\$0.00	0.00	0.00	0.00%	\$0.00
Entrance Facility, Per Termination Voice Grade Four Wire	Termination	\$75.18	\$74.10	\$74.10	0.00	\$0.00	0.00	0.00	0.00%	\$0.00
Entrance Facility, Per Termination High Capacity DS1	Termination	\$229.04	\$225.76	\$225.76	0.00	\$0.00	0.00	0.00	0.00%	\$0.00
Entrance Facility, Per Termination High Capacity DS3	Termination	\$2,091.34	\$2,061.37	\$2,061.37	0.00	\$0.00	0.00	0.00	0.00%	\$0.00
Entrance Facility, Per Termination Synchronous Optical Channel OC3	Termination	\$2,132.54	\$2,101.98	\$2,101.98	0.00	\$0.00	0.00	0.00	0.00%	\$0.00
Entrance Facility, Per Termination Synchronous Optical Channel OC12	Termination	\$2,276.87	\$2,244.24	\$2,244.24	0.00	\$0.00	0.00	0.00	0.00%	\$0.00
Entrance Facility, Per Termination ESALT 2 Mbps	Circuit	\$405.68	\$0.00000000	\$0.00000000	0.00	\$0.00	0.00	0.00	0.00%	\$0.00
Entrance Facility, Per Termination ESALT 10 Mbps	Circuit	\$437.25	\$0.00000000	\$0.00000000	0.00	\$0.00	0.00	0.00	0.00%	\$0.00
Entrance Facility, Per Termination ESALT 50 Mbps	Circuit	\$566.49	\$0.00000000	\$0.00000000	0.00	\$0.00	0.00	0.00	0.00%	\$0.00
Direct Trunked Transport Facility/ Mile Voice Grade - Two Wire & Four Wire	Mile	\$3.35	\$3.30	\$3.30	0.00	\$0.00	0.00	0.00	0.00%	\$0.00
Direct Trunked Transport Facility/										

Mile High Capacity DS1	Mile	\$15.69	\$15.47	\$15.47	0.00	\$0.00	0.00	0.00	0.00%	\$0.00
Direct Trunked Transport Facility/ Mile High Capacity DS3	Mile	\$136.70	\$134.74	\$134.74	0.00	\$0.00	0.00	0.00	0.00%	\$0.00
Direct Trunked Transport Facility/ Mile Synchronous Optical Channel OC3	Mile	\$146.33	\$144.23	\$144.23	0.00	\$0.00	0.00	0.00	0.00%	\$0.00
Direct Trunked Transport Facility/ Mile Synchronous Optical Channel OC12	Mile	\$183.66	\$181.03	\$181.03	0.00	\$0.00	0.00	0.00	0.00%	\$0.00
Direct Trunked Transport Facility/ Mile ESALT 2 Mbps DTF-E1	Circuit Miles	\$46.22	\$0.00000000	\$0.00000000	0.00	\$0.00	0.00	0.00	0.00%	\$0.00
Direct Trunked Transport Facility/ Mile ESALT 2 Mbps DTF-E2	Circuit Miles	\$30.82	\$0.00000000	\$0.00000000	0.00	\$0.00	0.00	0.00	0.00%	\$0.00
Direct Trunked Transport Facility/ Mile ESALT 2 Mbps DTF-E3	Circuit Miles	\$79.59	\$0.00000000	\$0.00000000	0.00	\$0.00	0.00	0.00	0.00%	\$0.00
Direct Trunked Transport Facility/ Mile ESALT 2 Mbps DTF-E4	Circuit Miles	\$133.28	\$0.00000000	\$0.00000000	0.00	\$0.00	0.00	0.00	0.00%	\$0.00
Direct Trunked Transport Facility/ Mile ESALT 10 Mbps DTF-E1	Circuit Miles	\$117.20	\$0.00000000	\$0.00000000	0.00	\$0.00	0.00	0.00	0.00%	\$0.00
Direct Trunked Transport Facility/ Mile ESALT 10 Mbps DTF-E2	Circuit Miles	\$70.33	\$0.00000000	\$0.00000000	0.00	\$0.00	0.00	0.00	0.00%	\$0.00
Direct Trunked Transport Facility/ Mile ESALT 10 Mbps DTF-E3	Circuit Miles	\$200.35	\$0.00000000	\$0.00000000	0.00	\$0.00	0.00	0.00	0.00%	\$0.00
Direct Trunked Transport Facility/ Mile ESALT 10 Mbps DTF-E4	Circuit Miles	\$410.94	\$0.00000000	\$0.00000000	0.00	\$0.00	0.00	0.00	0.00%	\$0.00
Direct Trunked Transport Facility/ Mile ESALT 50 Mbps DTF-E1	Circuit Miles	\$328.16	\$0.00000000	\$0.00000000	0.00	\$0.00	0.00	0.00	0.00%	\$0.00
Direct Trunked Transport Facility/ Mile ESALT 50 Mbps DTF-E2	Circuit Miles	\$218.79	\$0.00000000	\$0.00000000	0.00	\$0.00	0.00	0.00	0.00%	\$0.00
Direct Trunked Transport Facility/ Mile ESALT 50 Mbps DTF-E3	Circuit Miles	\$654.34	\$0.00000000	\$0.00000000	0.00	\$0.00	0.00	0.00	0.00%	\$0.00
Direct Trunked Transport Facility/ Mile ESALT 50 Mbps DTF-E4	Circuit Miles	\$1,166.15	\$0.00000000	\$0.00000000	0.00	\$0.00	0.00	0.00	0.00%	\$0.00
Direct Trunked Transport Facility/Termination Voice Grade - Two Wire & Four Wire	Termination	\$33.63	\$33.15	\$33.15	0.00	\$0.00	0.00	0.00	0.00%	\$0.00
Direct Trunked Transport Facility/Termination High Capacity DS1	Termination	\$81.42	\$80.25	\$80.25	0.00	\$0.00	0.00	0.00	0.00%	\$0.00
Direct Trunked Transport Facility/Termination High Capacity DS3	Termination	\$522.82	\$515.33	\$515.33	0.00	\$0.00	0.00	0.00	0.00%	\$0.00
Direct Trunked Transport Facility/Termination Synchronous Optical Channel OC3	Termination	\$544.37	\$536.57	\$536.57	0.00	\$0.00	0.00	0.00	0.00%	\$0.00



Direct Trunked Transport Facility/Termination Synchronous Optical Channel OC12	Termination	\$1,185.27	\$1,168.28	\$1,168.28	0.00	\$0.00	0.00	0.00	0.00%	\$0.00
Direct Trunked Transport Facility/Termination ESALT 2 Mbps	Circuit terms	\$107.86	\$0.00000000	\$0.00000000	0.00	\$0.00	0.00	0.00	0.00%	\$0.00
Direct Trunked Transport Facility/Termination ESALT 10 Mbps	Circuit terms	\$131.85	\$0.00000000	\$0.00000000	0.00	\$0.00	0.00	0.00	0.00%	\$0.00
Direct Trunked Transport Facility/Termination ESALT 50 Mbps	Circuit terms	\$161.15	\$0.00000000	\$0.00000000	0.00	\$0.00	0.00	0.00	0.00%	\$0.00
Multiplexing, Per Arrangement DS3 to DS1	Termination	\$477.02	\$470.18	\$470.18	0.00	\$0.00	0.00	0.00	0.00%	\$0.00
Multiplexing, Per Arrangement DS1 to Voice	Termination	\$184.17	\$181.53	\$181.53	0.00	\$0.00	0.00	0.00	0.00%	\$0.00
Customer Node Per Node OC3 155.52 Mbps	Port	\$495.19	\$488.09	\$488.09	0.00	\$0.00	0.00	0.00	0.00%	\$0.00
Customer Node Per Node OC12 622.08 Mbps	Port	\$1,430.55	\$1,410.05	\$1,410.05	0.00	\$0.00	0.00	0.00	0.00%	\$0.00
Customer Premises Port, Per Port OC3 155.52 Mbps	Port	\$162.49	\$160.16	\$160.16	0.00	\$0.00	0.00	0.00	0.00%	\$0.00
Customer Premises Port, Per Port STS-1 51.84 Mbps	Port	\$195.09	\$192.29	\$192.29	0.00	\$0.00	0.00	0.00	0.00%	\$0.00
Customer Premises Port, Per Port DS3 44.736 Mbps	Port	\$195.09	\$192.29	\$192.29	0.00	\$0.00	0.00	0.00	0.00%	\$0.00
Customer Premises Port, Per Port DS1 1.544 Mbps	Port	\$50.00	\$49.28	\$49.28	0.00	\$0.00	0.00	0.00	0.00%	\$0.00
Add/Drop Multiplexing Central Office Port, Per Port DS1 1.544 Mbps	Port	\$40.01	\$39.44	\$39.44	0.00	\$0.00	0.00	0.00	0.00%	\$0.00
Add/Drop Multiplexing Central Office Port, Per Port OC3 155.52 Mbps	Port	\$162.49	\$160.16	\$160.16	0.00	\$0.00	0.00	0.00	0.00%	\$0.00
Add/Drop Multiplexing Central Office Port, Per Port DS3 44.736 Mbps	Port	\$100.03	\$98.60	\$98.60	0.00	\$0.00	0.00	0.00	0.00%	\$0.00
Network Blocking, Per Blocked Call Network Blocking, Per Blocked Call, Applies to FGD only	Call	\$0.01640000	\$0.00000000	\$0.00000000	0.00	\$0.00	0.00	0.00	0.00%	\$0.00
ESALT Real Time CoS/QoS, Per ESALT DTF-E1 Facility ESALT 2 Mbps	Facility	\$8.83	\$0.00000000	\$0.00000000	0.00	\$0.00	0.00	0.00	0.00%	\$0.00
ESALT Real Time CoS/QoS, Per ESALT DTF-E1 Facility ESALT 10 Mbps	Facility	\$44.14	\$0.00000000	\$0.00000000	0.00	\$0.00	0.00	0.00	0.00%	\$0.00
ESALT Real Time CoS/QoS, Per ESALT DTF-E1 Facility ESALT 50 Mbps	Facility	\$137.38	\$0.00000000	\$0.00000000	0.00	\$0.00	0.00	0.00	0.00%	\$0.00
ESALT Entrance Facility Protection, Per ESALT Entrance Facility ESALT 2 Mbps	Circuit	\$284.18	\$0.00000000	\$0.00000000	0.00	\$0.00	0.00	0.00	0.00%	\$0.00
ESALT Entrance Facility Protection, Per ESALT Entrance Facility ESALT 10 Mbps	Circuit	\$284.18	\$0.00000000	\$0.00000000	0.00	\$0.00	0.00	0.00	0.00%	\$0.00

ESALT Entrance Facility Protection, Per ESALT Entrance Facility ESALT 50 Mbps	Circuit	\$284.18	\$0.00000000	\$0.00000000	0.00	\$0.00	0.00	0.00	0.00%	\$0.00
Common Channel Signaling Network Connection Signaling Mileage Facility, Per Mile	Mile	\$4.50	\$4.44	\$4.44	0.00	\$0.00	0.00	0.00	0.00%	\$0.00
Common Channel Signaling Network Connection Signaling Mileage Termination, Per Termination	Termination	\$45.27	\$44.62	\$44.62	0.00	\$0.00	0.00	0.00	0.00%	\$0.00
Common Channel Signaling Network Connection Signaling Entrance Facility, Per Facility	Facility	\$86.70	\$85.46	\$85.46	0.00	\$0.00	0.00	0.00	0.00%	\$0.00
Common Channel Signaling Network Connection STP Port, Per Port	Port	\$446.83	\$440.43	\$440.43	0.00	\$0.00	0.00	0.00	0.00%	\$0.00
Terminating Tandem Switched Transport Terminating Tandem Switched Transport Facility	Minutes / Mile	\$0.00043000	\$0.00042400	\$0.00042400	39,478,612.00	\$16,738.93	17,789,858.00	7,998,942.00	-36.67%	\$3,391.55
Terminating Tandem Switched Transport Terminating Tandem Switched Termination	Minutes	\$0.00223400	\$0.00220200	\$0.00220200	3,229,856.00	\$7,112.14	1,507,719.00	941,052.00	-23.61%	\$2,072.20
Terminating Tandem Switched Transport Terminating Tandem Switching	Minutes	\$0.00563500	\$0.00555400	\$0.00555400	1,318,264.00	\$7,321.64	512,062.00	235,263.00	-35.88%	\$1,306.65
Nonrecurring Charges Voice Grade Two Wire	Facility	\$481.03	\$474.14	\$474.14	0.00	\$0.00	0.00	0.00	0.00%	\$0.00
Nonrecurring Charges Voice Grade Four Wire	Facility	\$481.03	\$474.14	\$474.14	0.00	\$0.00	0.00	0.00	0.00%	\$0.00
Nonrecurring Charges High Capacity DS1	Facility	\$352.76	\$347.70	\$347.70	0.00	\$0.00	0.00	0.00	0.00%	\$0.00
Nonrecurring Charges High Capacity DS3	Facility	\$475.69	\$468.87	\$468.87	0.00	\$0.00	0.00	0.00	0.00%	\$0.00
Nonrecurring Charges Synchronous Optical Channel OC3	Facility	\$384.82	\$379.30	\$379.30	0.00	\$0.00	0.00	0.00	0.00%	\$0.00
Nonrecurring Charges Synchronous Optical Channel OC12	Facility	\$384.82	\$379.30	\$379.30	0.00	\$0.00	0.00	0.00	0.00%	\$0.00
Nonrecurring Charges Interim NXX Translation, Per Order	Order	\$235.17	\$231.80	\$231.80	0.00	\$0.00	0.00	0.00	0.00%	\$0.00
Nonrecurring Charges FGC and FGD Conversion of Multifrequency Address Signaling to SS7 Signaling or SS7 Signaling to Multifrequency Address Signaling, per 24 trunks converted or fraction thereof on a per order basis	Order	\$472.47	\$465.70	\$465.70	0.00	\$0.00	0.00	0.00	0.00%	\$0.00
Nonrecurring Charges Trunk Activation, per 24	Order	\$490.64	\$483.61	\$483.61	0.00	\$0.00	0.00	0.00	0.00%	\$0.00

trunks activated or fraction thereof on a per order basis										
Nonrecurring Charges Flexible Automatic Number Identification (Flex ANI), per End Office, per CIC	End Office	\$0.00000000	\$0.00000000	\$0.00000000	0.00	\$0.00	0.00	0.00	0.00%	\$0.00
Nonrecurring Charges ESALT 2 Mbps	Facility	\$570.09	\$0.00000000	\$0.00000000	0.00	\$0.00	0.00	0.00	0.00%	\$0.00
Nonrecurring Charges ESALT 10 Mbps	Facility	\$570.09	\$0.00000000	\$0.00000000	0.00	\$0.00	0.00	0.00	0.00%	\$0.00
Nonrecurring Charges ESALT 50 Mbps	Facility	\$570.09	\$0.00000000	\$0.00000000	0.00	\$0.00	0.00	0.00	0.00%	\$0.00
Nonrecurring Charges ESALT Direct Trunked Termination, per ESALT Direct Trunked Termination installed	Order	\$375.60	\$0.00000000	\$0.00000000	0.00	\$0.00	0.00	0.00	0.00%	\$0.00
Nonrecurring Charges ESALT Entrance Facility Protection, per ESALT Entrance Facility	Facility	\$576.26	\$0.00000000	\$0.00000000	0.00	\$0.00	0.00	0.00	0.00%	\$0.00
						\$49,595.44				\$10,058.20



## 2015 CAF ICC Data Collection

[NECA Home](#)
[NECA Data Collections](#)
[Contact Us](#)
[CAF ICC - Instructions & Documents](#)
[Logout](#)

Logged in User: Patricia Hoyt

[Home](#)
[Select Company](#)
[Main Page](#)
[Study Area Data Input Menu](#)
[CAF & ARC Output](#)
[Electronic Certifications](#)

**Study Area: POLAR COMM MUT AID-A (ID: 381614)**  
**Holding Company: POLAR COMM. MUTUAL AID (ID: 20000267)**

### Study Area USAC Reports

[View Printer-friendly report]

2015 USAC Data Report

#### CONNECT AMERICA FUND

Data to be Provided to USAC/FCC in June 2015 for CAF ICC Purposes

##### Current Settlement Type: Average Schedule

Test Period 7/1/15-6/30/16 Post True-up (Filing) View

##### Rate-of-Return (ROR) Carrier Revenue Requirement

1	2011 Interstate Switched Access Revenue Requirement	\$315,086
2	FY 2011 Intrastate Terminating Switched Access Revenues	\$177,989
3	FY 2011 Net Reciprocal Compensation Revenues	\$20,956
4	2011 ROR Carrier Base Period Revenue (Line 1 + Line 2 + Line 3)	\$514,031
5	ROR Carrier Baseline Adjustment Factor (0.95 x 0.95 x 0.95 x 0.95)	0.814506
6	ROR Carrier Revenue Requirement (Line 4 x Line 5)	\$418,681
7	Pool Administration Expenses	\$10,385
8	Total ROR Carrier Revenue Requirement (Line 6 + Line 7)	\$429,066

##### Revenues from Reformed Inter-carrier Compensation (ICC) Rates

9	Interstate Switched Access Revenues	\$222,297
10	Interstate Allocated Switched Access Revenues#	\$116,389
11	Transitional Intrastate Access Service Revenues	\$10,058
12	Net Transitional Reciprocal Compensation Revenues	\$0
13	Total ICC Revenue (Line 10 + Line 11 + Line 12)	\$126,447

##### Eligible Recovery

14	TRS Increment	\$0
15	Regulatory Fees Increment	\$0
16	NANPA Increment	\$0
17	Interstate Local Switching Support for Price Cap Affiliates	\$0
18	Adjustment for Double Recovery or Corrections	\$0
19	Test Period 13/14 Trueup - Net Impact on Total Eligible Recovery	\$16,325
20	Eligible Recovery (Line 8 - Line 13) + (Line 14 + Line 15 + Line 16 + Line 18 + Line 19) - (Line 17)	\$318,944

##### Revenues from Access Recovery Charges (ARC)

21	Residential ARC Revenues	\$24,336
22	Single Line Business ARC Revenues	\$4,824
23	Multi-Line Business ARC Revenues	\$16,812
24	Total ARC Revenues (Line 21 + Line 22 + Line 23)	\$45,972

##### Connect America Fund (CAF) ICC Support\*\*

25	Connect America Fund (CAF) ICC Support (Line 20 - Line 24)	\$272,972
----	--	-----------

#### NOTES:

#Per FCC Designation Order, calculated as (Sum of Line 9 for all TS pool participants) \* (Line 1/ Sum of Line 1 for all TS pool participants)

\*\*NECA estimate provided for informational purposes only - actual to be calculated by USAC.



**2015 CAF ICC Data Collection**

[NECA Home](#) [NECA Data Collections](#) [Contact Us](#) [CAF ICC - Instructions & Documents](#) [Logout](#)

Logged in User: Patricia Hoyt

[Home](#) [Select Company](#) [Main Page](#) [Study Area Data Input Menu](#) ▶ [CAF & ARC Output](#) ▶ [Electronic Certifications](#) ▶

**Study Area: POLAR COMM MUT AID-A (ID: 381614)**  
**Holding Company: POLAR COMM. MUTUAL AID (ID: 20000267)**

**Access Recovery Charges**

Recalculate ARC Rates & CAF Support revenues

Test Period 2015-2016 Pre-True-up View    Test Period 2015-16 Post-True-Up (Filing) View

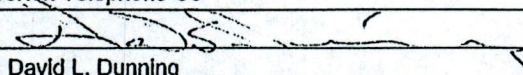
**Test Period 2015-2016 Post True-Up (Filing) View**

Exchange/Zone Name	Residential Lines excluding Lifelines	Residential ARC	Residential ARC Revenue	SLB Lines	SLB ARC	SLB ARC Revenue	MLB Lines	MLB ARC	MLB ARC Revenue	Total ARC Revenue
Adams	89	\$2.00	\$2,136.00							
Edmore	113	\$2.00	\$2,712.00							
Fordville	107	\$2.00	\$2,568.00							
Gilby	118	\$2.00	\$2,832.00							
Lakota	338	\$2.00	\$8,112.00							
Pembina	220	\$2.00	\$5,280.00							
Saint Vincent	29	\$2.00	\$696.00							
<b>Study Area Summary</b>	<b>1014</b>		<b>\$24,336.00</b>	<b>201</b>	<b>\$2.00</b>	<b>\$4,824.00</b>	<b>467</b>	<b>\$3.00</b>	<b>\$16,812.00</b>	<b>\$45,972.00</b>

Rate Floor Template


**Certification of Officer as to the Accuracy of the Data Reported for the Rate Floor Data**

I certify that I am an officer of the reporting carrier; my responsibilities include ensuring the accuracy of the actual rate floor data reported ; and, to the best of my knowledge, the information reported on this form is accurate.

Name of Reporting Carrier				Wolverton Telephone Co	
Signature of authorized officer					
Date			6/8/2015		
Printed name of authorized officer				David L. Dunning	
Title or position of authorized officer				Executive Vice President	
Telephone number of authorized officer:				(701) 284-7221 ext.	
Study Area Code of Reporting Carrier		381509	Filing Due Date for this form (mm/dd/yyyy)	07/01/2015	

**Rate Floor Data**

TO BE COMPLETED BY THE REPORTING CARRIER, IF AN AGENT IS FILING RATE FLOOR DATA ON THE CARRIER'S BEHALF:

<p><b>Certification of Officer to Authorize an Agent to File Rate Floor Data on Behalf of Reporting Carrier</b></p> <p>I certify that <u>National Exchange Carrier Association (NECA)</u> is authorized to submit the information reported on behalf of the reporting carrier. I also certify that I am an officer of the reporting carrier; my responsibilities include ensuring the accuracy of the actual rate floor data provided to the authorized agent; and, to the best of my knowledge, the actual rate floor data provided to the authorized agent is accurate.</p> <p>I certify that I am authorized to submit the information reported on this form on behalf of the reporting carrier; that I have provided the information reported herein based on data provided by the reporting carrier; and to the best of my knowledge the information reported herein is accurate.</p>			
Name of Authorized Agent <u>National Exchange Carrier Association (NECA)</u>			
Name of Reporting Carrier <u>Wolverton Telephone Co</u>			
Signature of authorized officer 			Date <u>6/8/2015</u>
Printed name of authorized officer <u>David L. Dunning</u>			
Title or position of authorized officer <u>Executive Vice President</u>			
Telephone number of authorized officer: <u>(701) 284-7221</u> ext. _____			
Study Area Code of Reporting Carrier	<u>381509</u>	Filing Due Date for this form (mm/dd/yyyy)	<u>07/01/2015</u>

CERTIFICATION-AGENT

**RATE FLOOR DATA COLLECTION - OMB Control Number 3060-0986**

**Block 1 - Contact Information**

ROW #	DATA ELEMENT	FORMAT OF REQUESTED DATA	RESPONSE
1	Carrier Study Area Code	6 numeric digits	381509
2	Carrier Study Area Name	alpha characters	WOLVERTON TEL. CO.
3	Service Provider Identification Number	9 numeric digits	143002152
4	Residential Local Service Charge Effective Date	mm/dd/yy	07/01/15
5	Contact Name	alpha characters	Flanders, Shari
6	Contact Telephone Number (include area code)	9 numeric digits	701-284-4343
7	Sheet Number	numeric digit(s)	
8	Total Number of Sheets	numeric digit(s)	

**Block 2- Residential Local Service Rates, Fees, and Line Counts**

	Column 1 Residential Local Service Charge	Column 2 State Subscriber Line Charge	Column 3 State Universal Service Fee	Column 4 Mandatory Extended Area Service Charge	Column 5 Loops	Column 6 Exchange Name/ Zone Name	Column 7 Class Of Service
9	19.00	0.00	0.00	0.00	118	Christine	Res Flat Rate
10	19.00	0.00	0.00	0.00	2	Christine	Lifeline



TO BE COMPLETED BY AN OFFICER OF THE REPORTING CARRIER

**Certification of Officer for Rate-of-Return Carrier Not Seeking Duplicative Recovery**

I certify that I am an officer of the reporting carrier and that, to the best of my knowledge, this reporting carrier is not seeking duplicative recovery in the state jurisdiction for any Eligible Recovery subject to the recovery mechanism as per 51.917(d)(vii).

Name of Reporting Carrier **Wolverton Telephone Co.**

Signature of authorized officer



Date

**5/21/2015**

Printed name of authorized officer

**David L. Dunning**

Title or position of authorized officer

**Executive Vice President**

Telephone number of authorized officer:

**(703) 284-7221**

Study Area Code of Reporting Carrier

**381509**

Filing Due Date for this form  
(mm/dd/yyyy)


**6/16/2015**

Persons willfully making false statements on this form can be punished by fine or forfeiture under the Communications Act of 1934, 47 U.S.C. §§ 502, 503(b), or fine or imprisonment under Title 18 of the United States Code, 18 U.S.C. § 1001.

**TO BE COMPLETED BY AN OFFICER OF THE REPORTING CARRIER**

**Certification of Officer for Rate-of-Return Carrier Eligibility for CAF/ICC Recovery**

I certify that I am an officer of the reporting carrier and that, to the best of my knowledge, the reporting carrier on this form certifies that it has complied with Eligible Recovery §51.917(d) and Access Recovery Charge §51.917(e) and is eligible to receive the CAF/ICC support requested pursuant to §51.917(f).

Name of Reporting Carrier <b>Wolverton Telephone Co.</b>			
Signature of authorized officer 	Date	<b>5/21/2015</b>	
Printed name of authorized officer <b>David L. Dunning</b>			
Title or position of authorized officer <b>Executive Vice President</b>			
Telephone number of authorized officer: <b>(701) 284-7221</b> , ext.			
Study Area Code of Reporting Carrier	<b>381509</b>	Filing Due Date for this form (mm/dd/yyyy)	<b>6/16/2015</b>
Persons willfully making false statements on this form can be punished by fine or forfeiture under the Communications Act of 1934, 47 U.S.C. §§ 502, 503(b), or fine or imprisonment under Title 18 of the United States Code, 18 U.S.C. § 1001.			

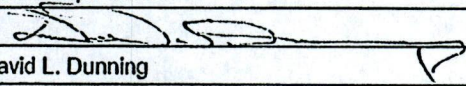
TO BE COMPLETED BY THE REPORTING CARRIER, IF AN AGENT IS FILING DATA ON THE CARRIER'S BEHALF:

**Certification of Officer to Authorize an Agent to File Data Reported on Behalf of Reporting Carrier**

I certify that (Name of Agent) National Exchange Carrier Association, Inc. (NECA) is authorized to submit the information reported on behalf of the reporting carrier. I also certify that I am an officer of the reporting carrier; my responsibilities include ensuring the accuracy of the data provided to the Authorized Agent; and, to the best of my knowledge, the actual data provided to the Authorized Agent are accurate.

Name of Authorized Agent National Exchange Carrier Association, Inc. (NECA)

Name of Reporting Carrier Wolverton Telephone Co

Signature of Authorized Officer 

Date 5/21/2015

Printed name of Authorized Officer David L. Dunning

Title or position of Authorized Officer Executive Vice President

Telephone number of Authorized Officer. (701) 284-7221 ext. \_\_\_\_\_

Study Area Code of Reporting Carrier

381509

Filing Due Date for this form  
(mm/dd/yyyy)


6/16/2015

Persons who make false statements on this form can be punished by fine or forfeiture under the Communications Act of 1934, 47 U.S.C. §§ 502, 503(b), or fine or imprisonment under Title 18 of the United States Code, 18 U.S.C. § 1001.

TO BE COMPLETED BY THE REPORTING CARRIER,

**Certification of Officer as to the Accuracy of the CAF ICC Data Reported**

I certify that I am an officer of the reporting carrier; my responsibilities include ensuring the accuracy of the actual data reported; and, to the best of my knowledge, the information reported on this form is accurate.

Name of Reporting Carrier <b>Wolverton Telephone Co</b>			
Signature of Authorized Officer 		Date <b>5/21/2015</b>	
Printed name of Authorized Officer <b>David L. Dunning</b>			
Title or position of Authorized Officer <b>Executive Vice President</b>			
Telephone number of Authorized Officer: <b>(701) 284-7221</b> , ext.			
Study Area Code of Reporting Carrier	<b>381509</b>	Filing Due Date for this form (mm/dd/yyyy)	<b>6/16/2015</b>
Persons willfully making false statements on this form can be punished by fine or forfeiture under the Communications Act of 1934, 47 U.S.C. §§ 502, 503(b), or fine or imprisonment under Title 18 of the United States Code, 18 U.S.C. § 1001.			



2015 CAF ICC Data Collection

NECA Home NECA Data Collections Contact Us CAF ICC - Instructions & Documents Logout  
 Logged in User: Patricia Hoyt



Home Select Company Main Page Study Area Data Input Menu ▸ CAF & ARC Output ▸ Electronic Certifications ▸

Study Area: WOLVERTON TEL CO (ID: 381509)  
 Holding Company: POLAR COMM. MUTUAL AID (ID: 200000267)

Intrastate Revenues (FCC TRP exhibit)

Option 1: View TRP Output in Excel  
 Option 2: Download TRP Data in Excel

Intrastate Revenues

Test Year 2015-2016 Expected Maximum Intrastate Revenue: \$5,248.71

Col D --	Col E --	Col F --	Col G --	Col H --	Col I --	Col J H*1	Col K --	Col L --	Col M -- [[L/K]^(12/21)-1]*100	Col N -- H*L
Rate Element Description	Unit of Demand	7/1/2015 Interstate Rate	Test Year 2014-2015 Current Intrastate Rate	7/1/2015 Proposed Intrastate Rate	FY 2011 Intrastate Units: Terminating for Non-Dedicated or Originating and Terminating for Dedicated Elements	Intrastate Price-out with 7/1/2015 proposed intrastate rate and FY2011 Demand	FY 2014 Intrastate Units: Terminating for Non-Dedicated and total for Dedicated Elements	Test Year 2015-2016 Forecasted Intrastate Units	Intrastate Units Growth Rate %	TY 2015-16 Forecasted Intrastate Revenue
Terminating End Office Access Service	MOU	\$0.01846500	\$0.03355400	\$0.01846500	91,777.00	\$1,694.66	91,721.00	101,216.00	5.79%	\$1,868.95
Terminating End Office Access Service	MOU	\$0.01014300	\$0.01601600	\$0.01014300	0.00	\$0.00	0.00	0.00	0.00%	\$0.00
Entrance Facility, Per Termination Voice Grade Two Wire	Termination	\$81.49	\$80.32	\$80.32	0.00	\$0.00	0.00	0.00	0.00%	\$0.00
Entrance Facility, Per Termination Voice Grade Four Wire	Termination	\$130.40	\$128.53	\$128.53	0.00	\$0.00	0.00	0.00	0.00%	\$0.00
Entrance Facility, Per Termination High Capacity DS1	Termination	\$397.28	\$391.59	\$391.59	0.00	\$0.00	0.00	0.00	0.00%	\$0.00
Entrance Facility, Per Termination High Capacity DS3	Termination	\$3,627.44	\$3,575.45	\$3,575.45	0.00	\$0.00	0.00	0.00	0.00%	\$0.00
Entrance Facility, Per Termination Synchronous Optical Channel OC3	Termination	\$3,698.91	\$3,645.90	\$3,645.90	0.00	\$0.00	0.00	0.00	0.00%	\$0.00
Entrance Facility, Per Termination Synchronous Optical Channel OC12	Termination	\$3,949.24	\$3,892.64	\$3,892.64	0.00	\$0.00	0.00	0.00	0.00%	\$0.00
Entrance Facility, Per Termination ESALT 2 Mbps	Circuit	\$703.66	\$0.00000000	\$0.00000000	0.00	\$0.00	0.00	0.00	0.00%	\$0.00
Entrance Facility, Per Termination ESALT 10 Mbps	Circuit	\$758.40	\$0.00000000	\$0.00000000	0.00	\$0.00	0.00	0.00	0.00%	\$0.00
Entrance Facility, Per Termination ESALT 50 Mbps	Circuit	\$982.56	\$0.00000000	\$0.00000000	0.00	\$0.00	0.00	0.00	0.00%	\$0.00
Direct Trunked Transport Facility/ Mile Voice Grade - Two Wire & Four Wire	Mile	\$5.80	\$5.72	\$5.72	0.00	\$0.00	0.00	0.00	0.00%	\$0.00
Direct Trunked										

Transport Facility/ Mile High Capacity DS1	Mile	\$27.22	\$26.83	\$26.83	0.00	\$0.00	0.00	0.00	0.00%	\$0.00
Direct Trunked Transport Facility/ Mile High Capacity DS3	Mile	\$237.10	\$233.70	\$233.70	0.00	\$0.00	0.00	0.00	0.00%	\$0.00
Direct Trunked Transport Facility/ Mile Synchronous Optical Channel OC3	Mile	\$253.81	\$250.17	\$250.17	0.00	\$0.00	0.00	0.00	0.00%	\$0.00
Direct Trunked Transport Facility/ Mile Synchronous Optical Channel OC12	Mile	\$318.57	\$314.00	\$314.00	0.00	\$0.00	0.00	0.00	0.00%	\$0.00
Direct Trunked Transport Facility/ Mile ESALT 2 Mbps DTF-E1	Circuit Miles	\$80.17	\$0.00000000	\$0.00000000	0.00	\$0.00	0.00	0.00	0.00%	\$0.00
Direct Trunked Transport Facility/ Mile ESALT 2 Mbps DTF-E2	Circuit Miles	\$53.46	\$0.00000000	\$0.00000000	0.00	\$0.00	0.00	0.00	0.00%	\$0.00
Direct Trunked Transport Facility/ Mile ESALT 2 Mbps DTF-E3	Circuit Miles	\$79.59	\$0.00000000	\$0.00000000	0.00	\$0.00	0.00	0.00	0.00%	\$0.00
Direct Trunked Transport Facility/ Mile ESALT 2 Mbps DTF-E4	Circuit Miles	\$133.28	\$0.00000000	\$0.00000000	0.00	\$0.00	0.00	0.00	0.00%	\$0.00
Direct Trunked Transport Facility/ Mile ESALT 10 Mbps DTF-E1	Circuit Miles	\$203.27	\$0.00000000	\$0.00000000	0.00	\$0.00	0.00	0.00	0.00%	\$0.00
Direct Trunked Transport Facility/ Mile ESALT 10 Mbps DTF-E2	Circuit Miles	\$121.98	\$0.00000000	\$0.00000000	0.00	\$0.00	0.00	0.00	0.00%	\$0.00
Direct Trunked Transport Facility/ Mile ESALT 10 Mbps DTF-E3	Circuit Miles	\$200.35	\$0.00000000	\$0.00000000	0.00	\$0.00	0.00	0.00	0.00%	\$0.00
Direct Trunked Transport Facility/ Mile ESALT 10 Mbps DTF-E4	Circuit Miles	\$410.94	\$0.00000000	\$0.00000000	0.00	\$0.00	0.00	0.00	0.00%	\$0.00
Direct Trunked Transport Facility/ Mile ESALT 50 Mbps DTF-E1	Circuit Miles	\$569.19	\$0.00000000	\$0.00000000	0.00	\$0.00	0.00	0.00	0.00%	\$0.00
Direct Trunked Transport Facility/ Mile ESALT 50 Mbps DTF-E2	Circuit Miles	\$379.48	\$0.00000000	\$0.00000000	0.00	\$0.00	0.00	0.00	0.00%	\$0.00
Direct Trunked Transport Facility/ Mile ESALT 50 Mbps DTF-E3	Circuit Miles	\$654.34	\$0.00000000	\$0.00000000	0.00	\$0.00	0.00	0.00	0.00%	\$0.00
Direct Trunked Transport Facility/ Mile ESALT 50 Mbps DTF-E4	Circuit Miles	\$1,166.15	\$0.00000000	\$0.00000000	0.00	\$0.00	0.00	0.00	0.00%	\$0.00
Direct Trunked Transport Facility/Termination Voice Grade - Two Wire & Four Wire	Termination	\$58.34	\$57.50	\$57.50	0.00	\$0.00	0.00	0.00	0.00%	\$0.00
Direct Trunked Transport Facility/Termination High Capacity DS1	Termination	\$141.22	\$139.20	\$139.20	0.00	\$0.00	0.00	0.00	0.00%	\$0.00
Direct Trunked Transport Facility/Termination High Capacity DS3	Termination	\$906.84	\$893.84	\$893.84	0.00	\$0.00	0.00	0.00	0.00%	\$0.00
Direct Trunked Transport Facility/Termination Synchronous Optical Channel OC3	Termination	\$944.21	\$930.68	\$930.68	0.00	\$0.00	0.00	0.00	0.00%	\$0.00

Direct Trunked Transport Facility/Termination Synchronous Optical Channel OC12	Termination	\$2,055.84	\$2,026.38	\$2,026.38	0.00	\$0.00	0.00	0.00	0.00%	\$0.00
Direct Trunked Transport Facility/Termination ESALT 2 Mbps	Circuit terms	\$187.07	\$0.00000000	\$0.00000000	0.00	\$0.00	0.00	0.00	0.00%	\$0.00
Direct Trunked Transport Facility/Termination ESALT 10 Mbps	Circuit terms	\$228.70	\$0.00000000	\$0.00000000	0.00	\$0.00	0.00	0.00	0.00%	\$0.00
Direct Trunked Transport Facility/Termination ESALT 50 Mbps	Circuit terms	\$279.51	\$0.00000000	\$0.00000000	0.00	\$0.00	0.00	0.00	0.00%	\$0.00
Multiplexing, Per Arrangement DS3 to DS1	Termination	\$827.39	\$815.53	\$815.53	0.00	\$0.00	0.00	0.00	0.00%	\$0.00
Multiplexing, Per Arrangement DS1 to Voice	Termination	\$319.45	\$314.87	\$314.87	0.00	\$0.00	0.00	0.00	0.00%	\$0.00
Customer Node Per Node OC3 155.52 Mbps	Port	\$858.90	\$846.59	\$846.59	0.00	\$0.00	0.00	0.00	0.00%	\$0.00
Customer Node Per Node OC12 622.08 Mbps	Port	\$2,481.29	\$2,445.73	\$2,445.73	0.00	\$0.00	0.00	0.00	0.00%	\$0.00
Customer Premises Port, Per Port OC3 155.52 Mbps	Port	\$281.82	\$277.78	\$277.78	0.00	\$0.00	0.00	0.00	0.00%	\$0.00
Customer Premises Port, Per Port STS-1 51.84 Mbps	Port	\$338.38	\$333.53	\$333.53	0.00	\$0.00	0.00	0.00	0.00%	\$0.00
Customer Premises Port, Per Port DS3 44.736 Mbps	Port	\$338.38	\$333.53	\$333.53	0.00	\$0.00	0.00	0.00	0.00%	\$0.00
Customer Premises Port, Per Port DS1 1.544 Mbps	Port	\$86.73	\$85.49	\$85.49	0.00	\$0.00	0.00	0.00	0.00%	\$0.00
Add/Drop Multiplexing Central Office Port, Per Port DS1 1.544 Mbps	Port	\$69.39	\$68.40	\$68.40	0.00	\$0.00	0.00	0.00	0.00%	\$0.00
Add/Drop Multiplexing Central Office Port, Per Port OC3 155.52 Mbps	Port	\$281.82	\$277.78	\$277.78	0.00	\$0.00	0.00	0.00	0.00%	\$0.00
Add/Drop Multiplexing Central Office Port, Per Port DS3 44.736 Mbps	Port	\$173.51	\$171.02	\$171.02	0.00	\$0.00	0.00	0.00	0.00%	\$0.00
Network Blocking, Per Blocked Call, Applies to FGD only	Call	\$0.01640000	\$0.00000000	\$0.00000000	0.00	\$0.00	0.00	0.00	0.00%	\$0.00
ESALT Real Time CoS/QoS, Per ESALT DTF-E1 Facility ESALT 2 Mbps	Facility	\$15.31	\$0.00000000	\$0.00000000	0.00	\$0.00	0.00	0.00	0.00%	\$0.00
ESALT Real Time CoS/QoS, Per ESALT DTF-E1 Facility ESALT 10 Mbps	Facility	\$76.56	\$0.00000000	\$0.00000000	0.00	\$0.00	0.00	0.00	0.00%	\$0.00
ESALT Real Time CoS/QoS, Per ESALT DTF-E1 Facility ESALT 50 Mbps	Facility	\$238.22	\$0.00000000	\$0.00000000	0.00	\$0.00	0.00	0.00	0.00%	\$0.00
ESALT Entrance Facility Protection, Per ESALT Entrance Facility ESALT 2 Mbps	Circuit	\$284.18	\$0.00000000	\$0.00000000	0.00	\$0.00	0.00	0.00	0.00%	\$0.00
ESALT Entrance Facility Protection, Per ESALT Entrance Facility ESALT 10 Mbps	Circuit	\$284.18	\$0.00000000	\$0.00000000	0.00	\$0.00	0.00	0.00	0.00%	\$0.00

ESALT Entrance Facility Protection, Per ESALT Entrance Facility ESALT 50 Mbps	Circuit	\$284.18	\$0.00000000	\$0.00000000	0.00	\$0.00	0.00	0.00	0.00%	\$0.00
Common Channel Signaling Network Connection Signaling Mileage Facility, Per Mile	Mile	\$7.82	\$7.71	\$7.71	0.00	\$0.00	0.00	0.00	0.00%	\$0.00
Common Channel Signaling Network Connection Signaling Mileage Termination, Per Termination	Termination	\$78.53	\$77.40	\$77.40	0.00	\$0.00	0.00	0.00	0.00%	\$0.00
Common Channel Signaling Network Connection Signaling Entrance Facility, Per Facility	Facility	\$150.40	\$148.24	\$148.24	0.00	\$0.00	0.00	0.00	0.00%	\$0.00
Common Channel Signaling Network Connection STP Port, Per Port	Port	\$775.03	\$763.92	\$763.92	0.00	\$0.00	0.00	0.00	0.00%	\$0.00
Terminating Tandem Switched Transport Terminating Tandem Switched Transport Facility	Minutes / Mile	\$0.00020100	\$0.00019800	\$0.00019800	12,944,785.00	\$2,563.07	12,896,458.00	14,163,880.00	5.50%	\$2,804.45
Terminating Tandem Switched Transport Terminating Tandem Switched Termination	Minutes	\$0.00104700	\$0.00103200	\$0.00103200	294,532.00	\$303.96	286,260.00	302,376.00	3.18%	\$312.05
Terminating Tandem Switched Transport Terminating Tandem Switching	Minutes	\$0.00263900	\$0.00260100	\$0.00260100	91,777.00	\$238.71	91,721.00	101,216.00	5.79%	\$263.26
Nonrecurring Charges Voice Grade Two Wire	Facility	\$481.03	\$474.14	\$474.14	0.00	\$0.00	0.00	0.00	0.00%	\$0.00
Nonrecurring Charges Voice Grade Four Wire	Facility	\$481.03	\$474.14	\$474.14	0.00	\$0.00	0.00	0.00	0.00%	\$0.00
Nonrecurring Charges High Capacity DS1	Facility	\$352.76	\$347.70	\$347.70	0.00	\$0.00	0.00	0.00	0.00%	\$0.00
Nonrecurring Charges High Capacity DS3	Facility	\$475.69	\$468.87	\$468.87	0.00	\$0.00	0.00	0.00	0.00%	\$0.00
Nonrecurring Charges Synchronous Optical Channel OC3	Facility	\$384.82	\$379.30	\$379.30	0.00	\$0.00	0.00	0.00	0.00%	\$0.00
Nonrecurring Charges Synchronous Optical Channel OC12	Facility	\$384.82	\$379.30	\$379.30	0.00	\$0.00	0.00	0.00	0.00%	\$0.00
Nonrecurring Charges Interim NXX Translation, Per Order	Order	\$235.17	\$231.80	\$231.80	0.00	\$0.00	0.00	0.00	0.00%	\$0.00
Nonrecurring Charges FGC and FGD Conversion of Multifrequency Address Signaling to SS7 Signaling or SS7 Signaling to Multifrequency Address Signaling, per 24 trunks converted or fraction thereof on a per order basis	Order	\$472.47	\$465.70	\$465.70	0.00	\$0.00	0.00	0.00	0.00%	\$0.00
Nonrecurring Charges Trunk Activation, per 24	Order	\$490.64	\$483.61	\$483.61	0.00	\$0.00	0.00	0.00	0.00%	\$0.00



trunks activated or fraction thereof on a per order basis										
Nonrecurring Charges Flexible Automatic Number Identification (Flex ANI), per End Office, per CIC	End Office	\$0.00000000	\$0.00000000	\$0.00000000	0.00	\$0.00	0.00	0.00	0.00%	\$0.00
Nonrecurring Charges ESALT 2 Mbps	Facility	\$570.09	\$0.00000000	\$0.00000000	0.00	\$0.00	0.00	0.00	0.00%	\$0.00
Nonrecurring Charges ESALT 10 Mbps	Facility	\$570.09	\$0.00000000	\$0.00000000	0.00	\$0.00	0.00	0.00	0.00%	\$0.00
Nonrecurring Charges ESALT 50 Mbps	Facility	\$570.09	\$0.00000000	\$0.00000000	0.00	\$0.00	0.00	0.00	0.00%	\$0.00
Nonrecurring Charges ESALT Direct Trunked Termination, per ESALT Direct Trunked Termination installed	Order	\$375.60	\$0.00000000	\$0.00000000	0.00	\$0.00	0.00	0.00	0.00%	\$0.00
Nonrecurring Charges ESALT Entrance Facility Protection, per ESALT Entrance Facility	Facility	\$576.26	\$0.00000000	\$0.00000000	0.00	\$0.00	0.00	0.00	0.00%	\$0.00
						\$4,800.40				\$5,248.71



## 2015 CAF ICC Data Collection

NECA Home NECA Data Collections Contact Us CAF ICC - Instructions & Documents Logout

Logged in User: Patricia Hoyt

Home Select Company Main Page Study Area Data Input Menu ▶ CAF & ARC Output ▶ Electronic Certifications ▶

Study Area: WOLVERTON TEL CO (ID: 381509)

Holding Company: POLAR COMM. MUTUAL AID (ID: 20000267)

## Study Area USAC Reports

[View Printer-friendly report]

2015 USAC Data Report ▼

## CONNECT AMERICA FUND

Data to be Provided to USAC/FCC in June 2015 for CAF ICC Purposes

## Current Settlement Type: Average Schedule

Test Period 7/1/15-8/30/16 Post True-up (Filing) View

## Rate-of-Return (ROR) Carrier Revenue Requirement

1	2011 Interstate Switched Access Revenue Requirement	\$71,571
2	FY 2011 Intrastate Terminating Switched Access Revenues	\$9,800
3	FY 2011 Net Reciprocal Compensation Revenues	\$2,955
4	2011 ROR Carrier Base Period Revenue (Line 1 + Line 2 + Line 3)	\$84,326
5	ROR Carrier Baseline Adjustment Factor (0.95 x 0.95 x 0.95 x 0.95)	0.814506
6	ROR Carrier Revenue Requirement (Line 4 x Line 5)	\$68,684
7	Pool Administration Expenses	\$1,628
8	Total ROR Carrier Revenue Requirement (Line 6 + Line 7)	\$70,312

## Revenues from Reformed Inter-carrier Compensation (ICC) Rates

9	Interstate Switched Access Revenues	\$14,189
10	Interstate Allocated Switched Access Revenues#	\$26,437
11	Transitional Intrastate Access Service Revenues	\$5,249
12	Net Transitional Reciprocal Compensation Revenues	\$0
13	Total ICC Revenue (Line 10 + Line 11 + Line 12)	\$31,686

## Eligible Recovery

14	TRS Increment	\$0
15	Regulatory Fees Increment	\$0
16	NANPA Increment	\$0
17	Interstate Local Switching Support for Price Cap Affiliates	\$0
18	Adjustment for Double Recovery or Corrections	\$0
19	Test Period 13/14 Trueup - Net Impact on Total Eligible Recovery	\$3,201
20	Eligible Recovery (Line 8 - Line 13) + (Line 14 + Line 15 + Line 16 + Line 18 + Line 19) - (Line 17)	\$41,827

## Revenues from Access Recovery Charges (ARC)

21	Residential ARC Revenues	\$3,318
22	Single Line Business ARC Revenues	\$312
23	Multi-Line Business ARC Revenues	\$180
24	Total ARC Revenues (Line 21 + Line 22 + Line 23)	\$3,810

## Connect America Fund (CAF) ICC Support\*\*

25	Connect America Fund (CAF) ICC Support (Line 20 - Line 24)	\$38,017
----	--	----------

## NOTES:

#Per FCC Designation Order, calculated as (Sum of Line 9 for all TS pool participants) \* (Line 1/ Sum of Line 1 for all TS pool participants)

\*\*NECA estimate provided for informational purposes only - actual to be calculated by USAC.



**2015 CAF ICC Data Collection**

[NECA Home](#) [NECA Data Collections](#) [Contact Us](#) [CAF ICC - Instructions & Documents](#) [Logout](#)

Logged in User: Patricia Hoyt

[Home](#) [Select Company](#) [Main Page](#) [Study Area Data Input Menu](#) ▶ [CAF & ARC Output](#) ▶ [Electronic Certifications](#) ▶

**Study Area: WOLVERTON TEL CO (ID: 381509)**

**Holding Company: POLAR COMM. MUTUAL AID (ID: 200000267)**

**Access Recovery Charges**

Recalculate ARC Rates & CAF Support revenues

[Test Period 2015-2016 Pre-True-up View](#) [Test Period 2015-16 Post-True-Up \(Filing\) View](#)

**Test Period 2015-2016 Post True-Up (Filing) View**

Exchange / Zone Name	Residential Lines excluding Lifelines	Residential ARC	Residential ARC Revenue	SLB Lines	SLB ARC	SLB ARC Revenue	MLB Lines	MLB ARC	MLB ARC Revenue	Total ARC Revenue
Christine	115	\$2.00	\$2,760.00							
Walcott	101	\$0.46	\$557.52							
<b>Study Area Summary</b>	<b>216</b>		<b>\$3,317.52</b>	<b>13</b>	<b>\$2.00</b>	<b>\$312.00</b>	<b>5</b>	<b>\$3.00</b>	<b>\$180.00</b>	<b>\$3,809.52</b>