

Exam Date:10/21/2015

American Bean LLC

Page: 1

Examiner: 1

P.O. Box 82

Petersburg , ND

County:

Phone: 701-230-9391

CCC Number:

Location/Container Numbers/Comments	Section	Capacity
PART A - ADDITIONAL SPACE TO BE INCLUDED UNDER LICENSE		
001	W	43,478
002	W	43,478
003	W	43,478
004	W	43,478
005	W	4,787
006	W	4,787
007	W	4,787
008	W	4,787
	Total:	193,060
PART B - SPACE TO BE DELETED UNDER LICENSE		
<NO BINS DELETED>		
	Total:	0
PART C - ALL SPACE TO BE INCLUDED UNDER LICENSE		
	A	336,000
	B	258,000
	C	112,000
	G	335,000
	S	69,000
	W	194,000
	Z	44,000
	Total:	1,348,000
PART D - TOTAL CAPACITY BY FUNCTIONAL UNIT		
Cummings 1282	Z	44,000
Grand Forks 1299	G	335,000
Petersburg 1278	A B C	706,000
Sharon 1281	S	69,000
Webster 1301	W	194,000
	Total:	1,348,000

Client ID: 4106

NDPSC Bin Capacity Chart

10/21/2015 12:10:20 PM

Exam Date:10/21/2015

American Bean LLC

Page: 1

Examiner: 1

P.O. Box 82
Petersburg, ND
County:

Status	Section	Bin Number	Bin Type	Base Point	Diameter or Bu/Ft (Irreg.) Length	Width	Side wall	Add for Hopper	Ded. for Obst.	Effective Depth	Add for Peak	Depth for Capac.	Bushels per Foot	Base Pack%	Bushel Capacity with Pack
--------	---------	------------	----------	------------	---	-------	--------------	----------------------	----------------------	--------------------	--------------------	------------------------	------------------------	---------------	------------------------------

Facility: Cummings**Section: Z**

Z	010	Peaked	top of sidewall		41.900	0.000	0.000	24.50	0.00	0.00	24.500	2.500	27.0	1108.4	10.0	32,920
Z	101	Peaked	top of sidewall		26.500	0.000	0.000	19.80	0.00	0.00	19.800	1.600	21.4	443.4	8.20	10,267

Bin count: 2**Facility: Cummings Section: Z Total: 43,187****To Even: 44,000**

Client ID: 4106

NDPSC Bin Capacity Chart

10/21/2015 12:10:20 PM

Exam Date:10/21/2015

American Bean LLC

Page: 2

Examiner: 1

P.O. Box 82
Petersburg , ND
County:

Status	Section	Bin Number	Bin Type	Base Point	Diameter or Bu/Ft (Irreg.)	Length	Width	Side wall	Add for Hopper	Ded. for Obst.	Effective Depth	Add for Peak	Depth for Capac.	Bushels per Foot	Base Pack%	Bushel Capacity with Pack
--------	---------	------------	----------	------------	-------------------------------	--------	-------	--------------	----------------------	----------------------	--------------------	--------------------	------------------------	------------------------	---------------	------------------------------

Facility: Grand Forks

Section: G

G	001	Flat	top of sidewall		0.000	300.0	150.0	8.400	0.00	0.00	8.400	0.000	8.4	36173.6	10.0	334,244
---	-----	------	-----------------	--	-------	-------	-------	-------	------	------	-------	-------	-----	---------	------	---------

Bin count: 1

Facility: Grand Forks Section: G Total: 334,244

To Even: 335,000

Exam Date:10/21/2015

American Bean LLC

Page: 3

Examiner: 1

P.O. Box 82
Petersburg, ND
County:

Status	Section	Bin Number	Bin Type	Base Point	Diameter or Bu/Ft (Irreg.) Length	Width	Side wall	Add for Hopper	Ded. for Obst.	Effective Depth	Add for Peak	Depth for Capac.	Bushels per Foot	Base Pack%	Bushel Capacity with Pack
--------	---------	------------	----------	------------	---	-------	--------------	----------------------	----------------------	--------------------	--------------------	------------------------	------------------------	---------------	------------------------------

Facility: Petersburg

Section: A

A	001	Square	work floor		0.000	6.900	6.500	53.50	0.00	0.00	53.500	0.000	53.5	36.1	3.00	1,989
A	002	Square	work floor		0.000	6.900	6.400	53.50	0.00	0.00	53.500	0.000	53.5	35.5	3.00	1,956
A	003	Square	work floor		0.000	6.900	4.000	53.50	0.00	0.00	53.500	0.000	53.5	22.2	2.00	1,212
A	004 T	Square	work floor		0.000	6.900	4.100	8.000	0.00	0.00	8.000	0.000	8.0	22.7	2.00	186
A	004 B	Square	work floor - top 8'		0.000	10.90	4.100	43.50	0.00	0.00	43.500	0.000	43.5	35.9	3.00	1,609
A	005	Square	work floor		0.000	6.900	6.600	53.50	0.00	0.00	53.500	0.000	53.5	36.6	3.00	2,017
A	006	Square	work floor		0.000	6.900	6.700	53.50	0.00	0.00	53.500	0.000	53.5	37.2	3.00	2,050
A	007 T	Square	work floor		0.000	13.10	3.600	53.00	0.00	0.00	53.000	0.000	53.0	37.9	3.00	2,069
A	007 B	Square	work floor - top 53'		0.000	12.70	10.70	21.80	0.00	0.00	21.800	0.000	21.8	109.2	6.20	2,529
A	008 T	Square	scale well floor		0.000	4.100	3.700	12.50	0.00	0.00	12.500	0.000	12.5	12.2	2.00	156
A	008 B	Square	scale well floor - top 12.5'		0.000	10.30	3.700	35.50	0.00	0.00	35.500	0.000	35.5	30.6	2.50	1,113
A	009 T	Square	work floor		0.000	13.10	3.600	53.00	0.00	0.00	53.000	0.000	53.0	37.9	3.00	2,069
A	009 B	Square	work floor - top 53'		0.000	12.70	10.70	21.80	0.00	0.00	21.800	0.000	21.8	109.2	6.20	2,529
A	010	Square	work floor		0.000	6.800	6.500	53.00	0.00	0.00	53.000	0.000	53.0	35.5	3.00	1,938
A	011	Square	work floor		0.000	6.800	6.400	56.00	0.00	0.00	56.000	0.000	56.0	35.0	3.00	2,019
A	012	Square	scale well floor		0.000	7.200	6.800	47.50	0.00	0.00	47.500	0.000	47.5	39.4	3.00	1,928
A	013	Square	scale well floor		0.000	7.200	6.800	47.50	0.00	0.00	47.500	0.000	47.5	39.4	3.00	1,928
A	014	Square	work floor		0.000	6.800	6.600	56.00	0.00	0.00	56.000	0.000	56.0	36.1	3.00	2,083
A	015	Square	work floor		0.000	6.800	6.700	56.00	0.00	0.00	56.000	0.000	56.0	36.6	3.00	2,112
A	016	Square	work floor		0.000	7.200	6.500	53.00	0.00	0.00	53.000	0.000	53.0	37.6	3.00	2,053
A	017	Square	work floor		0.000	7.200	6.400	56.00	0.00	0.00	56.000	0.000	56.0	37.0	3.00	2,134
A	018	Square	work floor		0.000	7.200	7.200	56.00	0.00	0.00	56.000	0.000	56.0	41.7	3.50	2,417

NDPSC Bin Capacity Chart

Exam Date:10/21/2015

American Bean LLC

Page: 4

Examiner: 1

P.O. Box 82
Petersburg , ND
County:

Status	Section	Bin Number	Bin Type	Base Point	Diameter or Bu/Ft (Irreg.) Length	Width	Side wall	Add for Hopper	Ded. for Obst.	Effective Depth	Add for Peak	Depth for Capac.	Bushels per Foot	Base Pack%	Bushel Capacity with Pack
--------	---------	------------	----------	------------	---	-------	--------------	----------------------	----------------------	--------------------	--------------------	------------------------	------------------------	---------------	------------------------------

Facility: Petersburg**Section: A**

A	019	Square	work floor		0.000	7.200	7.200	56.00	0.00	0.00	56.000	0.000	56.0	41.7	3.50	2,417
A	020	Square	work floor		0.000	7.200	6.600	56.00	0.00	0.00	56.000	0.000	56.0	38.2	3.00	2,203
A	021	Square	work floor		0.000	7.200	6.700	56.00	0.00	0.00	56.000	0.000	56.0	38.8	3.00	2,238
A	022	Square	work floor		0.000	10.50	7.000	25.50	0.00	0.00	25.500	0.000	25.5	59.1	4.80	1,579
A	023 T	Square	work floor		0.000	10.90	2.100	25.50	0.00	0.00	25.500	0.000	25.5	18.4	2.00	478
A	023 B	Square	work floor		0.000	12.70	10.60	49.30	0.00	0.00	49.300	0.000	49.3	108.2	6.20	5,665
A	024 T	Square	work floor		0.000	13.00	2.000	54.00	0.00	0.00	54.000	0.000	54.0	20.9	2.00	1,152
A	024 B	Square	work floor - top 54'		0.000	12.70	10.60	20.80	0.00	0.00	20.800	0.000	20.8	108.2	6.20	2,391
A	025	Square	work floor		0.000	10.50	3.600	24.00	0.00	0.00	24.000	0.000	24.0	30.4	2.50	748
A	026	Square	work floor		0.000	7.200	3.800	55.50	0.00	0.00	55.500	0.000	55.5	22.0	2.00	1,245
A	027	Square	work floor		0.000	7.200	3.800	55.50	0.00	0.00	55.500	0.000	55.5	22.0	2.00	1,245
A	028	Square	work floor		0.000	9.300	6.600	52.50	0.00	0.00	52.500	0.000	52.5	49.3	4.20	2,697
A	029	Square	work floor		0.000	9.300	6.700	52.50	0.00	0.00	52.500	0.000	52.5	50.1	4.50	2,748
A	031	Square	work floor		0.000	12.00	11.00	44.00	0.00	0.00	44.000	0.000	44.0	106.1	6.20	4,957
A	032 T	Square	work floor		0.000	12.00	2.600	44.00	0.00	0.00	44.000	0.000	44.0	25.1	2.50	1,132
A	032 B	Square	work floor - top 44'		0.000	13.90	12.00	28.00	0.00	0.00	28.000	0.000	28.0	134.1	6.50	3,999
A	033 T	Square	work floor		0.000	14.20	12.00	61.70	0.00	0.00	61.700	0.000	61.7	137.0	6.50	9,002
A	033 B	Square	work floor - top 61.7'		0.000	11.90	9.100	11.50	0.00	0.00	11.500	0.000	11.5	87.0	5.80	1,059
A	034 T	Square	work floor		0.000	14.90	12.00	61.70	0.00	0.00	61.700	0.000	61.7	143.7	6.80	9,469
A	034 B	Square	work floor - top 61.7'		0.000	11.90	9.100	11.50	0.00	0.00	11.500	0.000	11.5	87.0	5.80	1,059
A	035	Square	work floor		0.000	14.10	12.00	72.00	0.00	0.00	72.000	0.000	72.0	136.0	6.50	10,428
A	036	Square	work floor		0.000	12.60	11.00	44.00	0.00	0.00	44.000	0.000	44.0	111.4	6.20	5,206

NDPSC Bin Capacity Chart

Exam Date:10/21/2015

American Bean LLC

Page: 5

Examiner: 1

P.O. Box 82
Petersburg, ND
County:

Status	Section	Bin Number	Bin Type	Base Point	Diameter or Bu/Ft (Irreg.) Length	Width	Side wall	Add for Hopper	Ded. for Obst.	Effective Depth	Add for Peak	Depth for Capac.	Bushels per Foot	Base Pack%	Bushel Capacity with Pack
--------	---------	------------	----------	------------	---	-------	--------------	----------------------	----------------------	--------------------	--------------------	------------------------	------------------------	---------------	------------------------------

Facility: Petersburg**Section: A**

A	037 T	Square	work floor		0.000	12.60	2.600	44.00	0.00	0.00	44.000	0.000	44.0	26.3	2.50	1,186
A	037 B	Square	work floor - top 44'		0.000	13.90	12.60	28.00	0.00	0.00	28.000	0.000	28.0	140.8	6.80	4,210
A	038 T	Square	work floor		0.000	14.20	12.60	61.70	0.00	0.00	61.700	0.000	61.7	143.8	6.80	9,475
A	038 B	Square	work floor - top 61.7'		0.000	12.40	9.100	11.50	0.00	0.00	11.500	0.000	11.5	90.7	5.80	1,103
A	039 T	Square	work floor		0.000	14.90	12.60	61.70	0.00	0.00	61.700	0.000	61.7	150.9	6.80	9,944
A	039 B	Square	work floor - top 61.7'		0.000	12.40	9.100	11.50	0.00	0.00	11.500	0.000	11.5	90.7	5.80	1,103
A	040	Square	work floor		0.000	14.10	12.60	72.00	0.00	0.00	72.000	0.000	72.0	142.8	6.80	10,981
A	041	Square	work floor		0.000	12.50	11.00	44.00	0.00	0.00	44.000	0.000	44.0	110.5	6.20	5,163
A	042 T	Square	work floor		0.000	12.50	2.600	44.00	0.00	0.00	44.000	0.000	44.0	26.1	2.50	1,177
A	042 B	Square	work floor -top 44'		0.000	13.90	12.50	28.00	0.00	0.00	28.000	0.000	28.0	139.7	6.80	4,178
A	043 T	Square	work floor		0.000	14.20	12.50	61.70	0.00	0.00	61.700	0.000	61.7	142.7	6.80	9,404
A	043 B	Square	work floor - top 61.7'		0.000	12.30	9.100	11.50	0.00	0.00	11.500	0.000	11.5	90.0	5.80	1,095
A	044 T	Square	work floor		0.000	14.90	12.50	61.70	0.00	0.00	61.700	0.000	61.7	149.7	6.80	9,864
A	044 B	Square	work floor - top 61.7'		0.000	12.30	9.100	11.50	0.00	0.00	11.500	0.000	11.5	90.0	5.80	1,095
A	045	Square	work floor		0.000	14.10	12.50	72.00	0.00	0.00	72.000	0.000	72.0	141.7	6.80	10,896
A	046	Square	work floor		0.000	12.50	11.00	44.00	0.00	0.00	44.000	0.000	44.0	110.5	6.20	5,163
A	047 T	Square	work floor		0.000	12.50	2.600	44.00	0.00	0.00	44.000	0.000	44.0	26.1	2.50	1,177
A	047 B	Square	work floor - top 44'		0.000	13.90	12.50	28.00	0.00	0.00	28.000	0.000	28.0	139.7	6.80	4,178
A	048 T	Square	work floor		0.000	14.20	12.50	61.70	0.00	0.00	61.700	0.000	61.7	142.7	6.80	9,404
A	048 B	Square	work floor - top 61.7'		0.000	12.30	9.100	11.50	0.00	0.00	11.500	0.000	11.5	90.0	5.80	1,095
A	049 T	Square	work floor		0.000	14.90	12.50	61.70	0.00	0.00	61.700	0.000	61.7	149.7	6.80	9,864
A	049 B	Square	work floor - top 61.7		0.000	12.30	9.100	11.50	0.00	0.00	11.500	0.000	11.5	90.0	5.80	1,095

Exam Date:10/21/2015

American Bean LLC

Page: 6

Examiner: 1

P.O. Box 82
Petersburg , ND
County:

Status	Section	Bin Number	Bin Type	Base Point	Diameter or Bu/Ft (Irreg.) Length	Width	Side wall	Add for Hopper	Ded. for Obst.	Effective Depth	Add for Peak	Depth for Capac.	Bushels per Foot	Base Pack%	Bushel Capacity with Pack
--------	---------	------------	----------	------------	---	-------	--------------	----------------------	----------------------	--------------------	--------------------	------------------------	------------------------	---------------	------------------------------

Facility: Petersburg

Section: A

A	050	Square	work floor		0.000	14.10	12.50	72.00	0.00	0.00	72.000	0.000	72.0	141.7	6.80	10,896
A	051	Square	work floor		0.000	12.50	11.00	44.00	0.00	0.00	44.000	0.000	44.0	110.5	6.20	5,163
A	052 T	Square	work floor		0.000	12.50	2.600	44.00	0.00	0.00	44.000	0.000	44.0	26.1	2.50	1,177
A	052 B	Square	work floor - top 44'		0.000	13.90	12.50	28.00	0.00	0.00	28.000	0.000	28.0	139.7	6.80	4,178
A	053 T	Square	work floor		0.000	14.20	12.50	61.70	0.00	0.00	61.700	0.000	61.7	142.7	6.80	9,404
A	053 B	Square	work floor - top 61.7'		0.000	12.40	9.100	11.50	0.00	0.00	11.500	0.000	11.5	90.7	5.80	1,103
A	054 T	Square	work floor		0.000	14.90	12.50	61.70	0.00	0.00	61.700	0.000	61.7	149.7	6.80	9,864
A	054 B	Square	work floor - top 61.7'		0.000	12.40	9.100	11.50	0.00	0.00	11.500	0.000	11.5	90.7	5.80	1,103
A	055	Square	work floor		0.000	14.10	12.50	72.00	0.00	0.00	72.000	0.000	72.0	141.7	6.80	10,896
A	056	Square	work floor		0.000	12.30	11.00	44.00	0.00	0.00	44.000	0.000	44.0	108.8	6.20	5,084
A	057 T	Square	work floor		0.000	12.30	2.600	44.00	0.00	0.00	44.000	0.000	44.0	25.7	2.50	1,159
A	057 B	Square	work floor - top 44'		0.000	13.90	12.30	27.00	0.00	0.00	27.000	0.000	27.0	137.4	6.50	3,951
A	058 T	Square	work floor		0.000	14.20	12.30	61.70	0.00	0.00	61.700	0.000	61.7	140.4	6.80	9,252
A	058 B	Square	work floor - top 61.7'		0.000	12.00	9.100	10.00	0.00	0.00	10.000	0.000	10.0	87.8	5.80	929
A	059 T	Square	work floor		0.000	14.90	12.30	61.70	0.00	0.00	61.700	0.000	61.7	147.3	6.80	9,706
A	059 B	Square	work floor - top 61.7'		0.000	12.00	9.100	10.00	0.00	0.00	10.000	0.000	10.0	87.8	5.80	929
A	060	Square	work floor		0.000	14.10	12.30	71.00	0.00	0.00	71.000	0.000	71.0	139.4	6.80	10,570
A	101	Peaked	top of sidewall		16.000	0.000	0.000	15.00	2.00	0.00	17.000	1.000	18.0	161.6	5.80	3,078
A	102	Peaked	top of sidewall		16.000	0.000	0.000	15.00	2.00	0.00	17.000	1.000	18.0	161.6	5.80	3,078
A	103	Peaked	top of sidewall		16.000	0.000	0.000	20.00	2.00	0.00	22.000	1.000	23.0	161.6	5.80	3,933
A	104	Peaked	top of sidewall		16.000	0.000	0.000	20.00	2.00	0.00	22.000	1.000	23.0	161.6	5.80	3,933

Client ID: 4106

NDPSC Bin Capacity Chart

10/21/2015 12:10:20 PM

Exam Date:10/21/2015

American Bean LLC

Page: 7

Examiner: 1

P.O. Box 82
Petersburg , ND
County:

Status	Section	Bin Number	Bin Type	Base Point	Diameter or Bu/Ft (Irreg.) Length	Width	Side wall	Add for Hopper	Ded. for Obst.	Effective Depth	Add for Peak	Depth for Capac.	Bushels per Foot	Base Pack%	Bushel Capacity with Pack	
Bin count:		87													Facility: Petersburg Section: A Total:	335,449
														To Even:	336,000	

Section: B

B	100	Flat	bag storage area		0.000	50.00	50.00	4.000	0.00	0.00	4.000	0.000	4.0	2009.6	10.0	8,842
B	201	Peaked	top of sidewall		54.000	0.000	0.000	57.50	0.00	0.00	57.500	3.800	61.3	1841.0	10.0	124,138
B	202	Peaked	top of sidewall		54.000	0.000	0.000	57.50	0.00	0.00	57.500	3.800	61.3	1841.0	10.0	124,138
Bin count:		3													Facility: Petersburg Section: B Total:	257,118
														To Even:	258,000	

Section: C

C	101	Quonset	quonset south of plant		0.000	298.0	48.00	9.000	0.00	0.00	9.000	0.000	9.0	11222.8	10.0	111,107
Bin count:		1													Facility: Petersburg Section: C Total:	111,107
														To Even:	112,000	

Client ID: 4106

NDPSC Bin Capacity Chart

10/21/2015 12:10:20 PM

Exam Date:10/21/2015

American Bean LLC

Page: 8

Examiner: 1

P.O. Box 82
Petersburg , ND
County:

Status	Section	Bin Number	Bin Type	Base Point	Diameter or Bu/Ft (Irreg.) Length	Width	Side wall	Add for Hopper	Ded. for Obst.	Effective Depth	Add for Peak	Depth for Capac.	Bushels per Foot	Base Pack%	Bushel Capacity with Pack
--------	---------	------------	----------	------------	---	-------	--------------	----------------------	----------------------	--------------------	--------------------	------------------------	------------------------	---------------	------------------------------

Facility: Sharon

Section: S

S	001	Peaked	top of sidewall	16.000	0.000	0.000	20.00	2.00	0.00	22.000	1.000	23.0	161.6	5.80	3,933
S	002	Peaked	top of sidewall	16.000	0.000	0.000	20.00	2.00	0.00	22.000	1.000	23.0	161.6	5.80	3,933
S	003	Peaked	top of sidewall	16.000	0.000	0.000	20.00	2.00	0.00	22.000	1.000	23.0	161.6	5.80	3,933
S	004	Peaked	top of sidewall	48.000	0.000	0.000	31.80	0.00	0.00	31.800	3.400	35.2	1454.6	10.0	56,322

Bin count: 4

Facility: Sharon Section: S Total: 68,121

To Even: **69,000**

Client ID: 4106

NDPSC Bin Capacity Chart

10/21/2015 12:10:20 PM

Exam Date:10/21/2015

American Bean LLC

Page: 9

Examiner: 1

P.O. Box 82
Petersburg , ND
County:

Status	Section	Bin Number	Bin Type	Base Point	Diameter or Bu/Ft (Irreg).		Side wall	Add for Hopper	Ded. for Obst.	Effective Depth	Add for Peak	Depth for Capac.	Bushels per Foot	Base Pack%	Bushel Capacity with Pack
					Length	Width									

Facility: Webster**Section: W**

Added	W	001	Peaked	top of sidewall	47.800	0.000	0.000	24.50	0.00	0.00	24.500	2.900	27.4	1442.5	10.0	43,478
Added	W	002	Peaked	top of sidewall	47.800	0.000	0.000	24.50	0.00	0.00	24.500	2.900	27.4	1442.5	10.0	43,478
Added	W	003	Peaked	top of sidewall	47.800	0.000	0.000	24.50	0.00	0.00	24.500	2.900	27.4	1442.5	10.0	43,478
Added	W	004	Peaked	top of sidewall	47.800	0.000	0.000	24.50	0.00	0.00	24.500	2.900	27.4	1442.5	10.0	43,478
Added	W	005	Peaked	top of sidewall	16.000	0.000	0.000	25.00	2.00	0.00	27.000	1.000	28.0	161.6	5.80	4,787
Added	W	006	Peaked	top of sidewall	16.000	0.000	0.000	25.00	2.00	0.00	27.000	1.000	28.0	161.6	5.80	4,787
Added	W	007	Peaked	top of sidewall	16.000	0.000	0.000	25.00	2.00	0.00	27.000	1.000	28.0	161.6	5.80	4,787
Added	W	008	Peaked	top of sidewall	16.000	0.000	0.000	25.00	2.00	0.00	27.000	1.000	28.0	161.6	5.80	4,787

Bin count: 8

Facility: Webster Section: W Total: **193,060**To Even: **194,000****Overall Licensed Bin Capacity for:**

American Bean LLC

Bin count: 106

Licensed Capacity:

(includes pack)

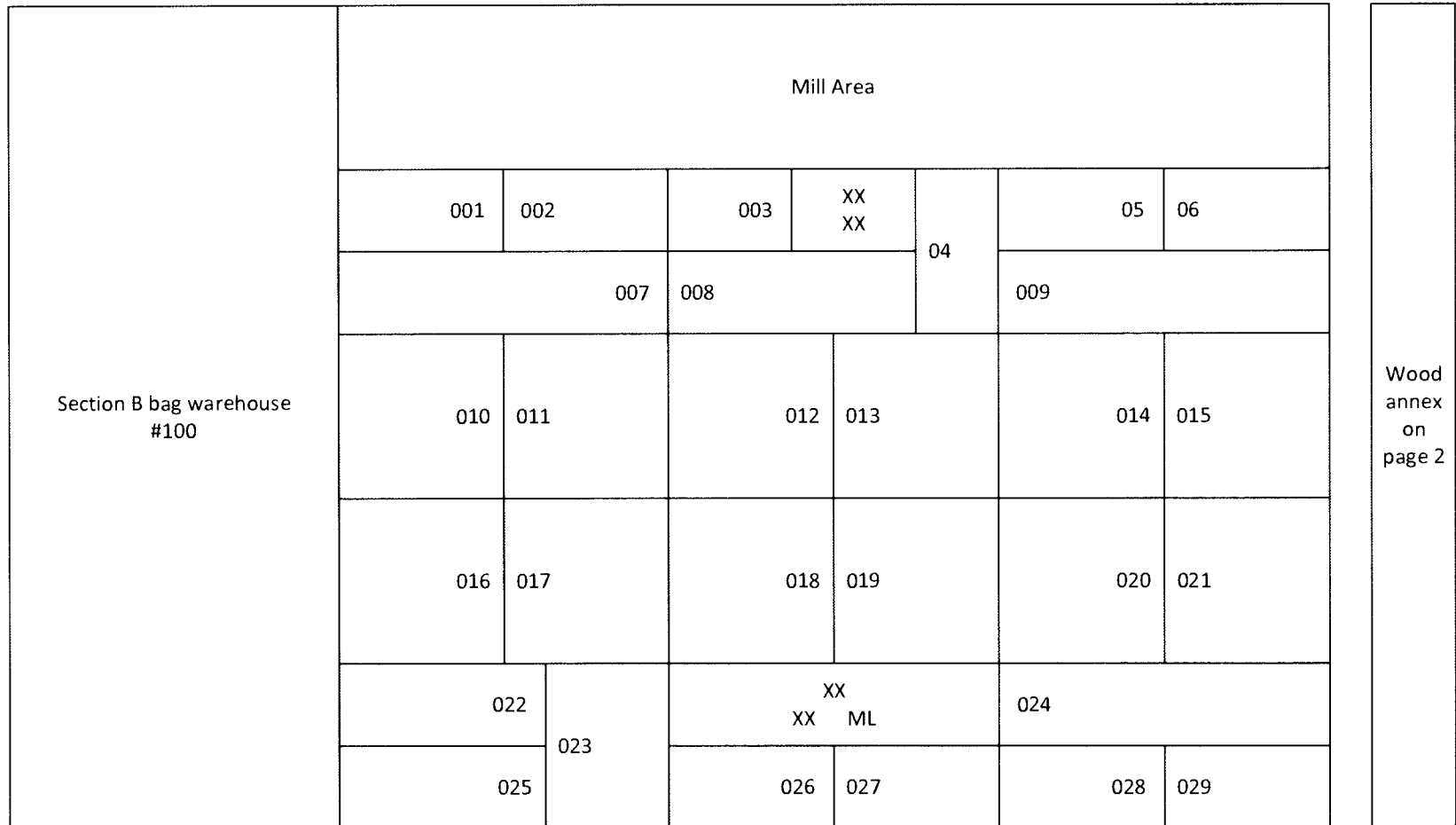
1,342,286 Bu.**Licensed Capacity (to even):**

(includes pack and section totals are rounded up to next highest 1000)

1,348,000 Bu.

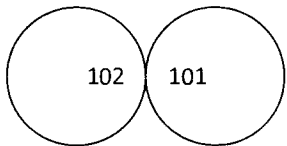
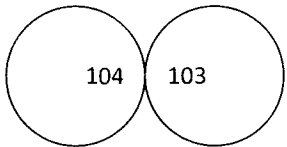
BNSF Rail

Section A



Wood annex on page 2

Section A

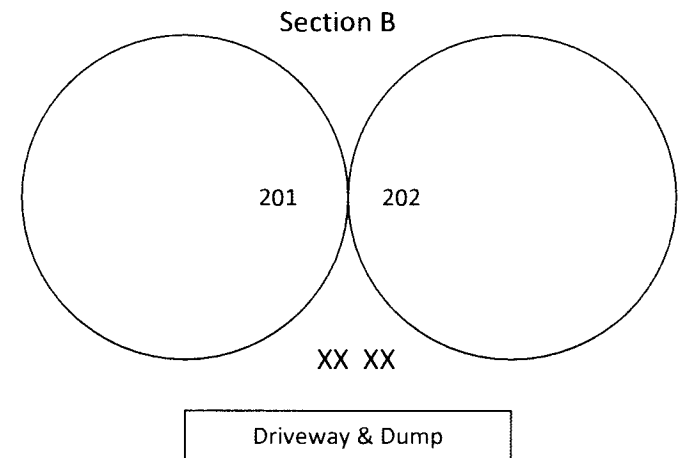


BNSF Rail

Wood Annex Section A

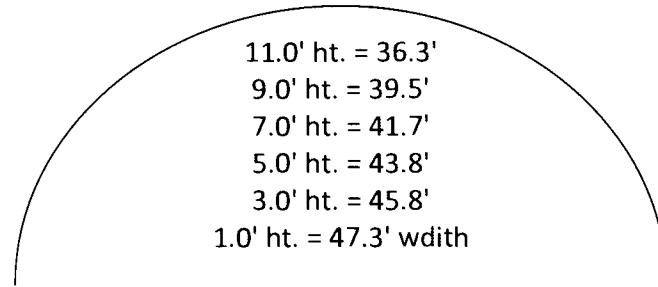
031	036	041	046	051	056
032	037	042	047	052	057
033	038	043	048	053	058
034	039	044	049	054	059
035	040	045	050	055	060

← To adjacent main house




AMERICAN BEAN LLC
Corp# 4106 Petersburg ND
Section C quonset
Located south across street
from office Section A

Basic dimensions
298'L x 48' W
Sidewall-overhead brace
channels top of to floor
1st N&S 10.75'
2nd N&S 16.5'
Bottom center u-trough to
floor = 17.5'
U-trough side wall space on
center = 2.25'

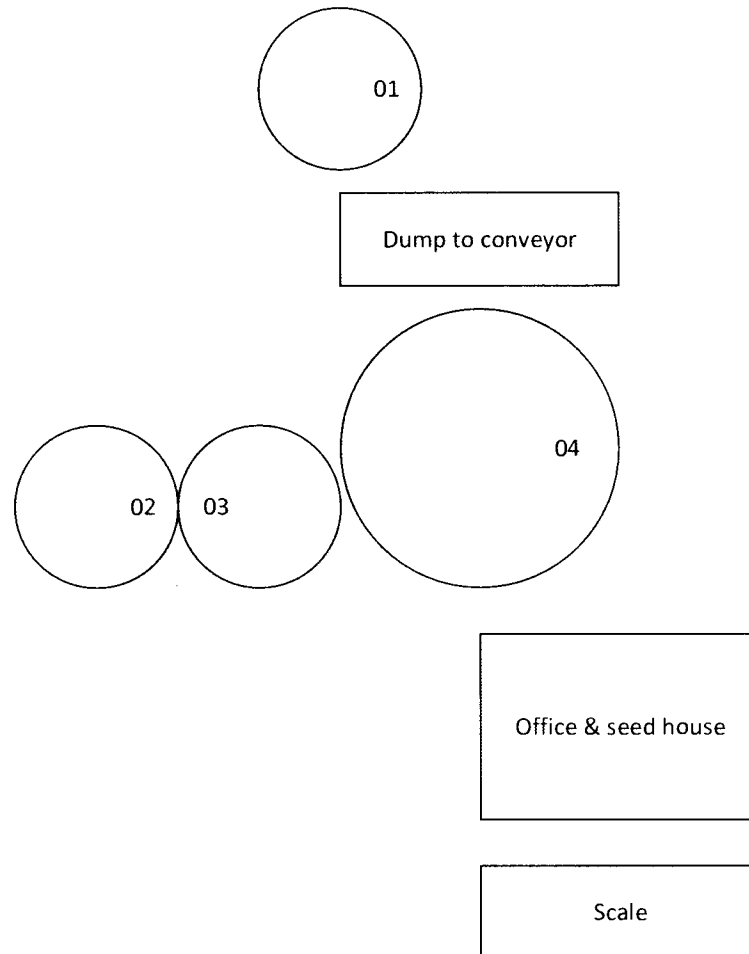


Section C #101 quonset
South of Elevator



AMERICAN BEAN LLC
Corp# 4106 Petersburg ND
Sharon location
Section S – located 1 mile
east of Sharon North side of
highway


SECTION S



AMERICAN BEAN LLC
Corp# 4106 Petersburg ND
Grand Forks location
Section G #001 large flat
storage building west of
interstate on 32nd avenue 1
of 2 large storage buildings
adjacent to rail tracks south
side of road
Buildings leased from
Johnson Farms

SECTION G FLAT 001


Basic dimensions
150' W x 300'L
Grain wall ht. on sides 8.75'
Grain wall ht. on ends 8.0'
Bottom of rafter beam at the
sidewall = 17.8'
Bottom rafter beam at 37.5'
in from sidewall = 23.5'



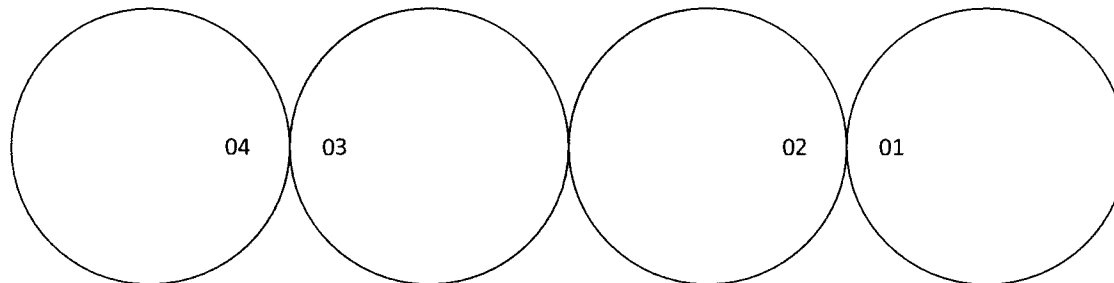

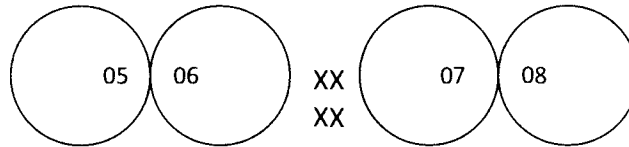
AMERICAN BEAN LLC
Corp# 4106 Petersburg ND
Section W Webster
Receiving Station located at
Hefty Seed Agronomy Center
north side Webster

North
←
↓
West

Webster Village →



Hopper tanks
16'Dia x 25' sidewall
6' hopper



Steel tanks
47.8'Dia x 24.5' sidewall
(25.75' minus 1.25' aeration)

Richter, Susan K.

From: Erdmann, Tim A.
Sent: Wednesday, October 21, 2015 12:15 PM
To: Mitch@ambean.com; Richter, Susan K.
Subject: Webster location
Attachments: Visio-American Bean #4106.pdf; Visual FoxProAB-P-1.pdf; Visual FoxProAB-P-2.pdf

Hi, Sue & Mitch, Attached is the diagrams, bin charts, & statement of capacity for American Bean with the Addition of the Webster Receiving station. The capacity for Webster was under estimated the actual capacity of each of the 4 large bins is 43,500 bushels versus the estimated of 41,000 bushels each. I am not sure if the current bond of \$546,000 is sufficient with the new bond requirements. Sue, please review that situation. Questions, please contact me. Tim
