

Exam Date:09/18/2017

Renville Elevator Company
7900 Van Buren
St. Louis , MO
County:

Examiner: 2

Status	Section	Bin Number	Bin Type	Base Point	Diameter or Bu/Ft (Irreg).		Side wall	Add for Hopper	Ded. for Obst.	Effective Depth	Add for Peak	Depth for Capac.	Bushels per Foot	Base Pack%	Bushel Capacity with Pack
					Length	Width									

Facility: Tolley

Section: A

A	001	Peaked	TOE		48.000	0.000	0.000	33.00	0.00	0.00	33.000	3.400	36.4	1454.6	10.0	58,242
A	002	Peaked	TOE		48.000	0.000	0.000	33.00	0.00	0.00	33.000	3.400	36.4	1454.6	10.0	58,242
A	003	Peaked	TOE		48.000	0.000	0.000	33.00	0.00	0.00	33.000	3.400	36.4	1454.6	10.0	58,242
A	004	Peaked	TOE		48.000	0.000	0.000	33.00	0.00	0.00	33.000	3.400	36.4	1454.6	10.0	58,242
A	005	Peaked	TOE		36.000	0.000	0.000	26.50	0.00	0.00	26.500	2.200	28.7	818.2	10.0	25,830
A	006	Peaked	TOE		42.000	0.000	0.000	73.50	0.00	0.00	73.500	2.500	76.0	1113.7	10.0	93,105
A	007	Peaked	TOE		42.000	0.000	0.000	73.50	0.00	0.00	73.500	2.500	76.0	1113.7	10.0	93,105
A	008	Peaked	TOE		42.000	0.000	0.000	73.50	0.00	0.00	73.500	2.500	76.0	1113.7	10.0	93,105
A	009	Peaked	TOE		24.000	0.000	0.000	18.50	2.00	0.00	20.500	1.400	21.9	363.7	7.80	8,586
A	010	Peaked	TOE		53.800	0.000	0.000	69.30	0.00	0.00	69.300	3.800	73.1	1827.4	10.0	146,941
A	011	Peaked	TOE		53.800	0.000	0.000	98.75	0.00	0.00	98.750	3.800	102.6	1827.4	10.0	206,240
A	012	Peaked	TOE		53.800	0.000	0.000	98.75	0.00	0.00	98.750	3.800	102.6	1827.4	10.0	206,240
A	013	Peaked	TOE		53.800	0.000	0.000	98.75	0.00	0.00	98.750	3.800	102.6	1827.4	10.0	206,240
A	014	Peaked	TOE		53.800	0.000	0.000	98.75	0.00	0.00	98.750	3.800	102.6	1827.4	10.0	206,240
A	015	Peaked	TOE		53.800	0.000	0.000	98.75	0.00	0.00	98.750	3.800	102.6	1827.4	10.0	206,240
Bin count:		15													Facility: Tolley Section: A Total:	1,724,840
															To Even:	1,725,000

Exam Date:09/18/2017

Renville Elevator Company
7900 Van Buren
St. Louis , MO
County:

Page: 2

Status	Section	Bin Number	Bin Type	Base Point	Diameter or Bu/Ft (Irreg).		Side wall	Add for Hopper	Ded. for Obst.	Effective Depth	Add for Peak	Depth for Capac.	Bushels per Foot	Base Pack%	Bushel Capacity with Pack
					Length	Width									

Facility: Tolley

Section: C

C	001	Peaked	TOE		13.300	0.000	0.000	12.50	2.00	0.00	14.500	0.800	15.3	111.7	5.20	1,798
C	002	Peaked	TOE		13.300	0.000	0.000	12.50	2.00	0.00	14.500	0.800	15.3	111.7	5.20	1,798
C	003	Peaked	TOE		13.300	0.000	0.000	12.50	2.00	0.00	14.500	0.800	15.3	111.7	5.20	1,798
C	004	Peaked	TOE		13.300	0.000	0.000	12.50	2.00	0.00	14.500	0.800	15.3	111.7	5.20	1,798
C	005	Peaked	TOE		13.300	0.000	0.000	12.50	2.00	0.00	14.500	0.800	15.3	111.7	5.20	1,798
C	006	Peaked	TOE		13.300	0.000	0.000	12.50	2.00	0.00	14.500	0.800	15.3	111.7	5.20	1,798
C	007	Peaked	TOE		13.300	0.000	0.000	12.50	2.00	0.00	14.500	0.800	15.3	111.7	5.20	1,798
C	008	Peaked	TOE		13.300	0.000	0.000	12.50	2.00	0.00	14.500	0.800	15.3	111.7	5.20	1,798
C	009	Peaked	TOE		13.300	0.000	0.000	12.50	2.00	0.00	14.500	0.800	15.3	111.7	5.20	1,798
C	010	Peaked	TOE		13.300	0.000	0.000	12.50	2.00	0.00	14.500	0.800	15.3	111.7	5.20	1,798
C	011	Peaked	TOE		13.300	0.000	0.000	12.50	2.00	0.00	14.500	0.800	15.3	111.7	5.20	1,798
C	012	Peaked	TOE		24.000	0.000	0.000	15.20	3.30	0.00	18.500	1.400	19.9	363.7	7.80	7,803
C	013	Peaked	TOE		24.000	0.000	0.000	15.20	3.30	0.00	18.500	1.400	19.9	363.7	7.80	7,803
C	014	Peaked	TOE		24.000	0.000	0.000	15.20	3.30	0.00	18.500	1.400	19.9	363.7	7.80	7,803
C	015	Peaked	TOE		24.000	0.000	0.000	18.30	2.30	0.00	20.600	1.400	22.0	363.7	7.80	8,625
C	016	Peaked	TOE		24.000	0.000	0.000	18.30	2.30	0.00	20.600	1.400	22.0	363.7	7.80	8,625
C	017	Peaked	TOE		15.500	0.000	0.000	15.00	2.00	0.00	17.000	0.900	17.9	151.7	5.50	2,864
C	018	Peaked	TOE		15.500	0.000	0.000	15.00	2.00	0.00	17.000	0.900	17.9	151.7	5.50	2,864
C	019	Peaked	TOE		24.000	0.000	0.000	21.50	3.00	0.00	24.500	1.400	25.9	363.7	7.80	10,155
C	020	Peaked	TOE		24.000	0.000	0.000	21.50	3.00	0.00	24.500	1.400	25.9	363.7	7.80	10,155
C	021	Peaked	TOE		24.000	0.000	0.000	18.30	2.30	0.00	20.600	1.400	22.0	363.7	7.80	8,625

Exam Date:09/18/2017

Renville Elevator Company
7900 Van Buren
St. Louis , MO
County:

Page: 3

Status	Section	Bin Number	Bin Type	Base Point	Diameter or Bu/Ft (Irreg).		Side wall	Add for Hopper	Ded. for Obst.	Effective Depth	Add for Peak	Depth for Capac.	Bushels per Foot	Base Pack%	Bushel Capacity with Pack
					Length	Width									

Facility: Tolley

Section: C

	C	022	Peaked	TOE		24.000	0.000	0.000	18.30	2.30	0.00	20.600	1.400	22.0	363.7	7.80	8,625
	C	023	Peaked	TOE		24.000	0.000	0.000	21.50	3.00	0.00	24.500	1.400	25.9	363.7	7.80	10,155
	C	024	Peaked	TOE		24.000	0.000	0.000	21.50	3.00	0.00	24.500	1.400	25.9	363.7	7.80	10,155
	C	T1	Peaked	TOE		16.000	0.000	0.000	20.00	2.00	0.00	22.000	1.000	23.0	161.6	5.80	3,933
Added	C	T10	Peaked	TOE		15.800	0.000	0.000	25.00	2.00	0.00	27.000	0.900	27.9	157.6	5.80	4,652
Added	C	T11	Peaked	TOE		15.800	0.000	0.000	25.00	2.00	0.00	27.000	0.900	27.9	157.6	5.80	4,652
Added	C	T12	Peaked	TOE		15.800	0.000	0.000	25.00	2.00	0.00	27.000	0.900	27.9	157.6	5.80	4,652
Added	C	T13	Peaked	TOE		15.800	0.000	0.000	25.00	2.00	0.00	27.000	0.900	27.9	157.6	5.80	4,652
Added	C	T14	Peaked	TOE		15.800	0.000	0.000	25.00	2.00	0.00	27.000	0.900	27.9	157.6	5.80	4,652
Added	C	T15	Peaked	TOE		15.800	0.000	0.000	25.00	2.00	0.00	27.000	0.900	27.9	157.6	5.80	4,652
Added	C	T16	Peaked	TOE		15.800	0.000	0.000	25.00	2.00	0.00	27.000	0.900	27.9	157.6	5.80	4,652
Added	C	T17	Peaked	TOE		15.800	0.000	0.000	25.00	2.00	0.00	27.000	0.900	27.9	157.6	5.80	4,652
Added	C	T18	Peaked	TOE		15.800	0.000	0.000	25.00	2.00	0.00	27.000	0.900	27.9	157.6	5.80	4,652
	C	T2	Peaked	TOE		16.000	0.000	0.000	20.00	2.00	0.00	22.000	1.000	23.0	161.6	5.80	3,933
	C	T3	Peaked	TOE		16.000	0.000	0.000	20.00	2.00	0.00	22.000	1.000	23.0	161.6	5.80	3,933
	C	T4	Peaked	TOE		15.500	0.000	0.000	20.00	2.00	0.00	22.000	0.900	22.9	151.7	5.50	3,665
	C	T5	Peaked	TOE		15.500	0.000	0.000	20.00	2.00	0.00	22.000	0.900	22.9	151.7	5.50	3,665
	C	T6	Peaked	TOE		15.500	0.000	0.000	20.00	2.00	0.00	22.000	0.900	22.9	151.7	5.50	3,665
	C	T7	Peaked	TOE		15.500	0.000	0.000	20.00	2.00	0.00	22.000	0.900	22.9	151.7	5.50	3,665
Added	C	T8	Peaked	TOE		15.500	0.000	0.000	20.00	2.00	0.00	22.000	0.900	22.9	151.7	5.50	3,665
Added	C	T9	Peaked	TOE		15.500	0.000	0.000	20.00	2.00	0.00	22.000	0.900	22.9	151.7	5.50	3,665

Client ID: 206

NDPSC Bin Capacity Chart

09/19/2017 08:02:14 AM

Exam Date:09/18/2017

Renville Elevator Company
7900 Van Buren
St. Louis , MO
County:

Page: 4

Examiner: 2

Status	Section	Bin Number	Bin Type	Base Point	Diameter or Bu/Ft (Irreg).		Side wall	Add for Hopper	Ded. for Obst.	Effective Depth	Add for Peak	Depth for Capac.	Bushels per Foot	Base Pack%	Bushel Capacity with Pack
					Length	Width									

Bin count: 42

Facility: Tolley Section: C Total: 199,692

To Even: 200,000

Overall Licensed Bin Capacity for:

Renville Elevator Company

Bin count: 57

Licensed Capacity:
(includes pack)

1,924,532 Bu.

Licensed Capacity (to even):
(includes pack and section totals are rounded up to next highest 1000)

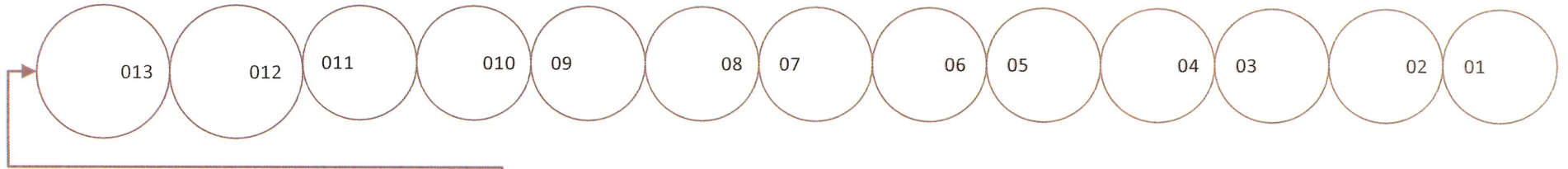
1,925,000 Bu.

RENVILLE ELEVATOR
COMPANY CORP# 206
Tolley ND Section C

Updated
09/19/17
PH

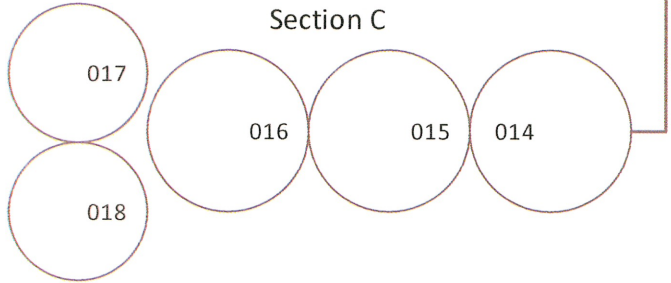
Northern Plains Rail

Section C

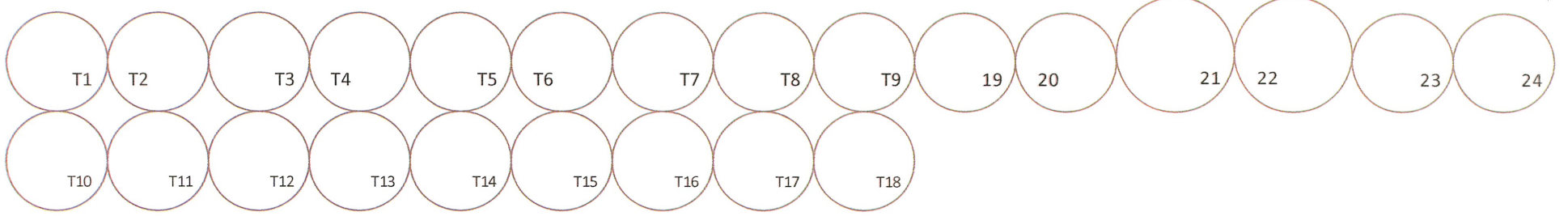


East to Section A
→

Section C

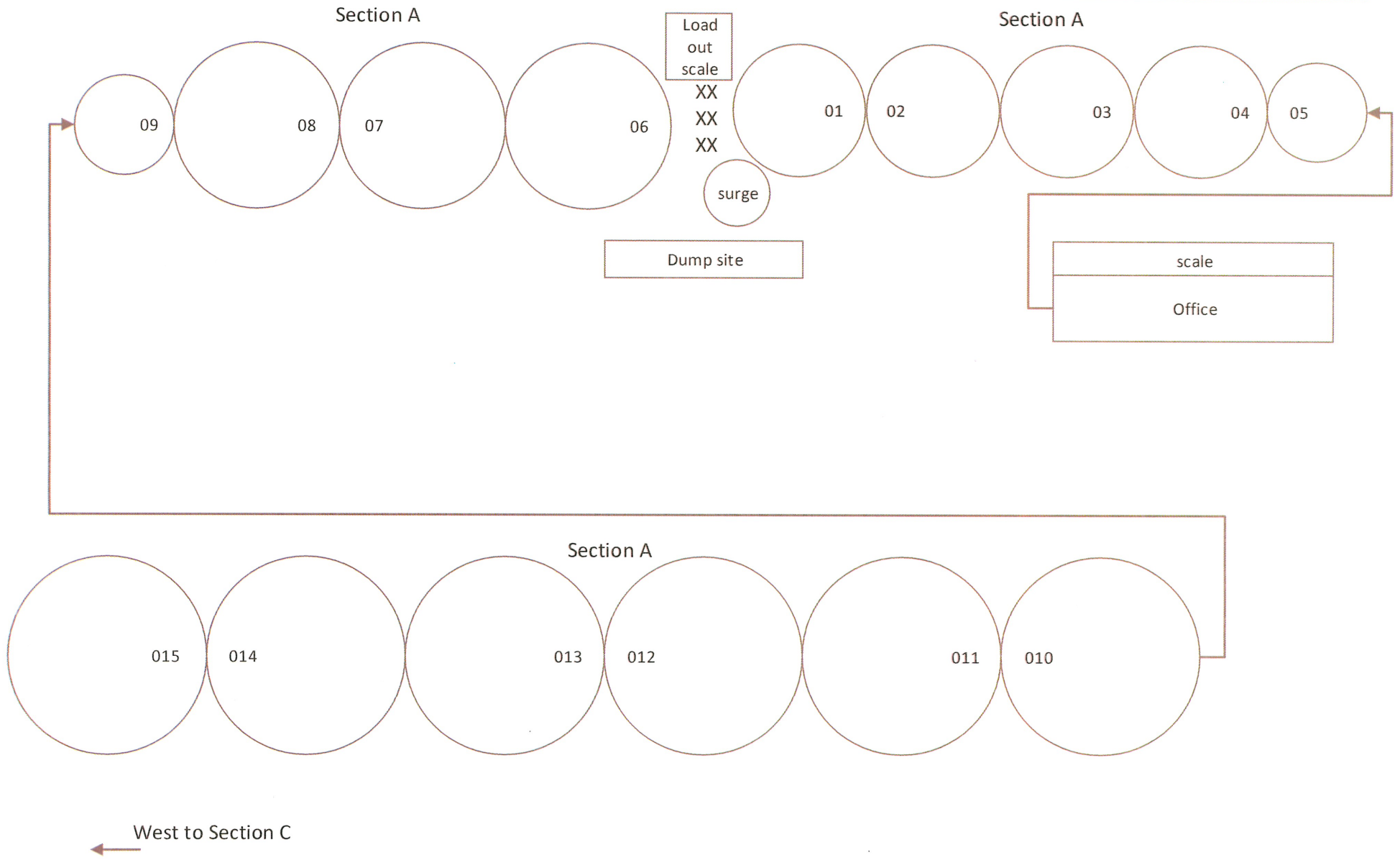


Section C



RENVILLE ELEVATOR
COMPANY CORP# 206
Tolley ND Section A

Northern Plains Rail



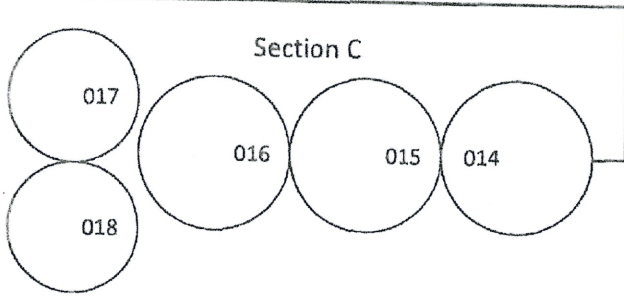
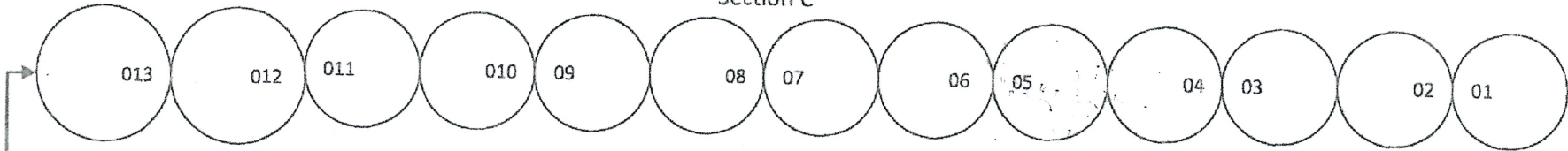
RENVILLE ELEVATOR
COMPANY CORP# 206
Tolley ND Section C

+ 65.

Received from
Licensee

Northern Plains Rail

Section C

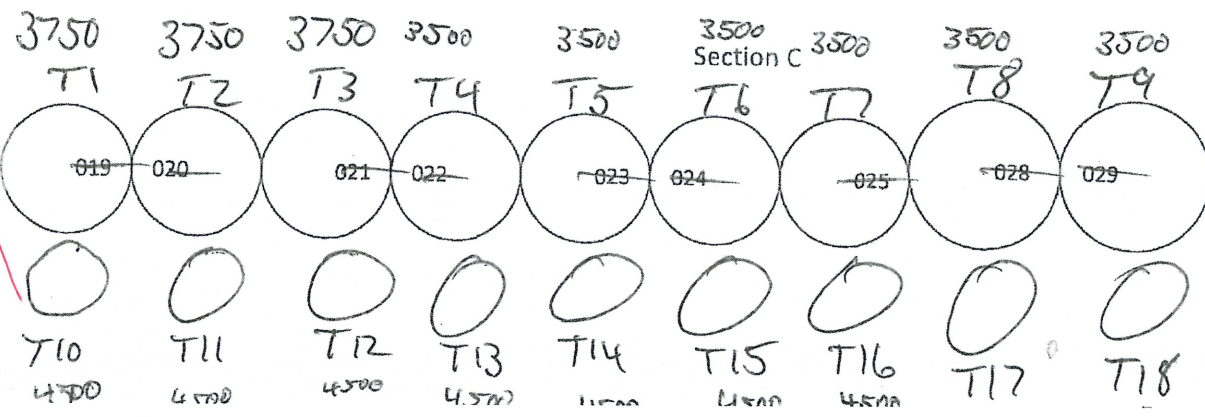


East to Section A →

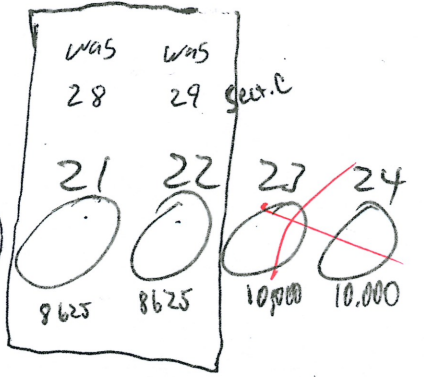
? = 8225 Bu.
25' side
T-10
T-18
15'10" diameter
6' cone 42°

Patrick Cart 201-391-4119

~~Bin #
19-20-22-24
24 diameter
21.5 side wall
Hoppers~~



Need expansion

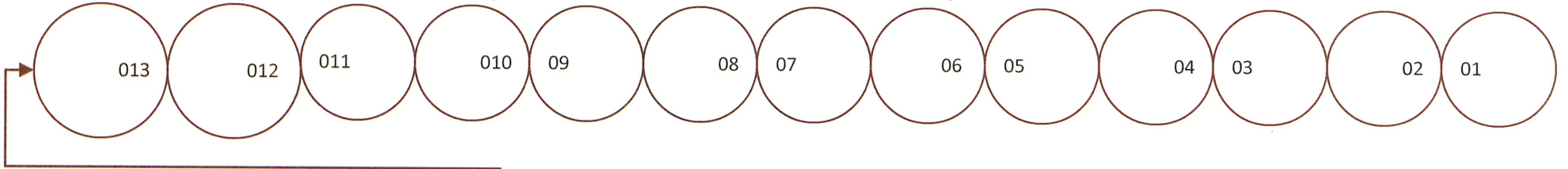


Amber wait

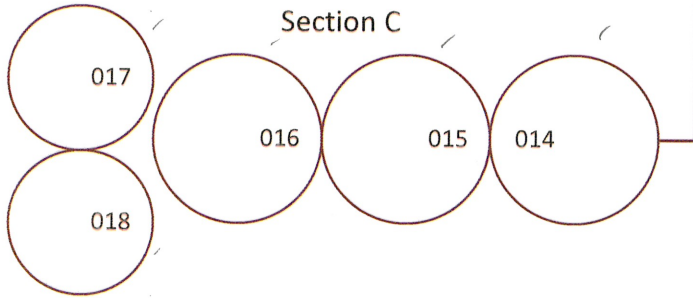
RENVILLE ELEVATOR
COMPANY CORP# 206
Tolley ND Section C

Northern Plains Rail

Section C



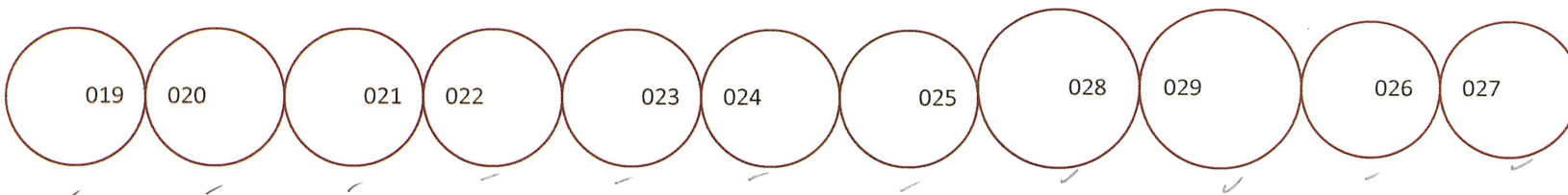
Section C



East to Section A



Section C



RENVILLE ELEVATOR
COMPANY CORP# 206
Tolley ND Section A

Northern Plains Rail

Section A

Section A

Load
out
scale

XX
XX
XX

surge

Dump site

scale

Office

09

08

07

06

01

02

03

04

05

015

014

013

012

011

010

West to Section C

