

Exam Date:03/23/2016

JM Grain Inc
 12 N Railroad Street - PO Box 248
 Garrison , ND
 County:
 Phone: 701-463-7261
 CCC Number:

Page: 1

Examiner: 1 & 2

| Location/Container Numbers/Comments | Section | Capacity |
|---|---------------|----------------|
| PART A - ADDITIONAL SPACE TO BE INCLUDED UNDER LICENSE | | |
| 209 | B | 4,000 |
| 210 | B | 4,000 |
| | Total: | 8,000 |
| PART B - SPACE TO BE DELETED UNDER LICENSE | | |
| <NO BINS DELETED> | | |
| | Total: | 0 |
| PART C - ALL SPACE TO BE INCLUDED UNDER LICENSE | | |
| | B | 131,000 |
| | Total: | 131,000 |
| PART D - TOTAL CAPACITY BY FUNCTIONAL UNIT | | |
| Garrison 1146 | B | 131,000 |
| | Total: | 131,000 |

Exam Date: 03/23/2016

JM Grain Inc
 12 N Railroad Street - PO Box 248
 Garrison, ND
 County:

Page: 1

| Status | Section | Bin Number | Bin Type | Base Point | Diameter or Bu/Ft (Irreg). | | Side wall | Add for Hopper | Ded. for Obst. | Effective Depth | Add for Peak | Depth for Capac. | Bushels per Foot | Base Pack% | Bushel Capacity with Pack |
|--------|---------|------------|----------|------------|-------------------------------|-------|--------------|----------------------|----------------------|--------------------|--------------------|------------------------|------------------------|---------------|------------------------------|
| | | | | | Length | Width | | | | | | | | | |

Facility: Garrison

Section: B

| | | | | | | | | | | | | | | | | |
|---|-------|-----------|--------------------------|--|--------|-------|-------|-------|------|------|--------|-------|------|------|------|-------|
| B | 002 T | Square | work floor | | 0.000 | 11.10 | 5.900 | 42.00 | 0.00 | 0.00 | 42.000 | 0.000 | 42.0 | 52.6 | 4.50 | 2,308 |
| B | 002 B | Square | work floor top 42' | | 0.000 | 11.10 | 11.00 | 15.00 | 0.00 | 0.00 | 15.000 | 0.000 | 15.0 | 98.2 | 6.00 | 1,561 |
| B | 003 | Square | work floor | | 0.000 | 12.10 | 5.000 | 40.00 | 0.00 | 0.00 | 40.000 | 0.000 | 40.0 | 48.6 | 4.20 | 2,026 |
| B | 004 T | Square | work floor | | 0.000 | 11.00 | 5.000 | 40.00 | 0.00 | 0.00 | 40.000 | 0.000 | 40.0 | 44.2 | 3.50 | 1,830 |
| B | 004 B | Square | work floor - top 40' | | 0.000 | 11.00 | 11.10 | 17.00 | 0.00 | 0.00 | 17.000 | 0.000 | 17.0 | 98.2 | 6.00 | 1,769 |
| B | 006 | Square | work floor | | 0.000 | 12.10 | 5.800 | 40.00 | 0.00 | 0.00 | 40.000 | 0.000 | 40.0 | 56.4 | 4.80 | 2,364 |
| B | 007 | Square | work floor | | 0.000 | 5.800 | 5.000 | 42.00 | 0.00 | 0.00 | 42.000 | 0.000 | 42.0 | 23.3 | 2.00 | 999 |
| B | 008 | Square | work floor | | 0.000 | 5.000 | 4.000 | 40.00 | 0.00 | 0.00 | 40.000 | 0.000 | 40.0 | 16.1 | 2.00 | 657 |
| B | 009 | Square | work floor | | 0.000 | 5.900 | 4.000 | 40.00 | 0.00 | 0.00 | 40.000 | 0.000 | 40.0 | 19.0 | 2.00 | 775 |
| B | 010 | Square | work floor | | 0.000 | 6.700 | 6.000 | 40.00 | 0.00 | 0.00 | 40.000 | 0.000 | 40.0 | 32.3 | 2.50 | 1,324 |
| B | 011 | Square | work floor | | 0.000 | 6.700 | 6.000 | 40.00 | 0.00 | 0.00 | 40.000 | 0.000 | 40.0 | 32.3 | 2.50 | 1,324 |
| B | 012 T | Irregular | work floor 11 x 6.7 with | | 38.200 | 0.000 | 0.000 | 12.00 | 0.00 | 0.00 | 12.000 | 0.000 | 12.0 | 38.2 | 3.00 | 472 |
| B | 012 B | Square | work floor - top 12' | | 0.000 | 11.00 | 6.700 | 28.00 | 0.00 | 0.00 | 28.000 | 0.000 | 28.0 | 59.2 | 4.80 | 1,738 |
| B | 013 T | Irregular | work floor 11 x 7 with | | 52.500 | 0.000 | 0.000 | 12.00 | 0.00 | 0.00 | 12.000 | 0.000 | 12.0 | 52.5 | 4.50 | 658 |
| B | 013 B | Square | work floor - top 12' | | 0.000 | 11.00 | 7.000 | 28.00 | 0.00 | 0.00 | 28.000 | 0.000 | 28.0 | 61.9 | 4.80 | 1,816 |
| B | 014 | Square | work floor | | 0.000 | 7.000 | 6.000 | 40.00 | 0.00 | 0.00 | 40.000 | 0.000 | 40.0 | 33.8 | 2.50 | 1,386 |
| B | 015 | Square | work floor | | 0.000 | 7.000 | 6.000 | 40.00 | 0.00 | 0.00 | 40.000 | 0.000 | 40.0 | 33.8 | 2.50 | 1,386 |
| B | 016 T | Square | work floor | | 0.000 | 5.900 | 4.200 | 19.00 | 0.00 | 0.00 | 19.000 | 0.000 | 19.0 | 19.9 | 2.00 | 386 |
| B | 016 B | Square | work floor - top 19' | | 0.000 | 11.00 | 4.200 | 21.00 | 0.00 | 0.00 | 21.000 | 0.000 | 21.0 | 37.1 | 3.00 | 802 |
| B | 018 | Square | work floor | | 0.000 | 5.800 | 5.000 | 40.00 | 0.00 | 0.00 | 40.000 | 0.000 | 40.0 | 23.3 | 2.00 | 951 |
| B | 019 T | Square | work floor | | 0.000 | 11.10 | 5.900 | 40.00 | 0.00 | 0.00 | 40.000 | 0.000 | 40.0 | 52.6 | 4.50 | 2,199 |

Exam Date:03/23/2016

JM Grain Inc
12 N Railroad Street - PO Box 248
Garrison , ND
County:

Page: 2

| Status | Section | Bin Number | Bin Type | Base Point | Diameter or Bu/Ft (Irreg). | Length | Width | Side wall | Add for Hopper | Ded. for Obst. | Effective Depth | Add for Peak | Depth for Capac. | Bushels per Foot | Base Pack% | Bushel Capacity with Pack |
|--------|---------|------------|----------|------------|-------------------------------|--------|-------|--------------|----------------------|----------------------|--------------------|--------------------|------------------------|------------------------|---------------|------------------------------|
|--------|---------|------------|----------|------------|-------------------------------|--------|-------|--------------|----------------------|----------------------|--------------------|--------------------|------------------------|------------------------|---------------|------------------------------|

Facility: Garrison

Section: B

| | | | | | | | | | | | | | | | |
|---|-------|--------|----------------------|-------|-------|-------|-------|------|------|--------|-------|------|-------|------|-------|
| B | 019 B | Square | work floor - top 40 | 0.000 | 11.10 | 11.00 | 17.00 | 0.00 | 0.00 | 17.000 | 0.000 | 17.0 | 98.2 | 6.00 | 1,769 |
| B | 020 | Square | work floor | 0.000 | 12.10 | 5.800 | 40.00 | 0.00 | 0.00 | 40.000 | 0.000 | 40.0 | 56.4 | 4.80 | 2,364 |
| B | 021 | Square | work floor | 0.000 | 11.00 | 5.800 | 40.00 | 0.00 | 0.00 | 40.000 | 0.000 | 40.0 | 51.3 | 4.50 | 2,144 |
| B | 022 T | Square | work floor | 0.000 | 11.00 | 5.000 | 40.00 | 0.00 | 0.00 | 40.000 | 0.000 | 40.0 | 44.2 | 3.50 | 1,830 |
| B | 022 B | Square | work floor - top 40' | 0.000 | 11.10 | 11.00 | 17.00 | 0.00 | 0.00 | 17.000 | 0.000 | 17.0 | 98.2 | 6.00 | 1,769 |
| B | 023 | Square | work floor | 0.000 | 12.10 | 5.000 | 40.00 | 0.00 | 0.00 | 40.000 | 0.000 | 40.0 | 48.6 | 4.20 | 2,026 |
| B | 101 T | Square | work floor | 0.000 | 11.40 | 11.00 | 48.00 | 0.00 | 0.00 | 48.000 | 0.000 | 48.0 | 100.8 | 6.00 | 5,128 |
| B | 101 B | Square | work floor - top 48' | 0.000 | 14.90 | 11.40 | 9.000 | 0.00 | 0.00 | 9.000 | 0.000 | 9.0 | 136.5 | 6.50 | 1,309 |
| B | 102 T | Square | work floor | 0.000 | 11.70 | 11.00 | 48.00 | 0.00 | 0.00 | 48.000 | 0.000 | 48.0 | 103.5 | 6.00 | 5,266 |
| B | 102 B | Square | work floor - top 48' | 0.000 | 14.90 | 11.70 | 9.000 | 0.00 | 0.00 | 9.000 | 0.000 | 9.0 | 140.1 | 6.80 | 1,347 |
| B | 104 | Square | work floor | 0.000 | 12.40 | 11.70 | 48.00 | 0.00 | 0.00 | 48.000 | 0.000 | 48.0 | 116.6 | 6.20 | 5,944 |
| B | 105 T | Square | work floor | 0.000 | 11.30 | 11.00 | 48.00 | 0.00 | 0.00 | 48.000 | 0.000 | 48.0 | 99.9 | 6.00 | 5,083 |
| B | 105 B | Square | work floor - top 48' | 0.000 | 14.90 | 11.30 | 9.000 | 0.00 | 0.00 | 9.000 | 0.000 | 9.0 | 135.3 | 6.50 | 1,297 |
| B | 106 | Square | work floor | 0.000 | 12.40 | 11.30 | 48.00 | 0.00 | 0.00 | 48.000 | 0.000 | 48.0 | 112.6 | 6.20 | 5,740 |
| B | 107 | Square | work floor - top 48' | 0.000 | 12.40 | 11.40 | 48.00 | 0.00 | 0.00 | 48.000 | 0.000 | 48.0 | 113.6 | 6.20 | 5,791 |
| B | 108 T | Square | work floor | 0.000 | 11.30 | 11.20 | 48.00 | 0.00 | 0.00 | 48.000 | 0.000 | 48.0 | 101.7 | 6.00 | 5,175 |
| B | 108 B | Square | work floor - top 48' | 0.000 | 14.90 | 11.30 | 9.000 | 0.00 | 0.00 | 9.000 | 0.000 | 9.0 | 135.3 | 6.50 | 1,297 |
| B | 109 T | Square | work floor | 0.000 | 11.40 | 11.20 | 48.00 | 0.00 | 0.00 | 48.000 | 0.000 | 48.0 | 102.6 | 6.00 | 5,221 |
| B | 109 B | Square | work floor - top 48' | 0.000 | 14.90 | 11.40 | 9.000 | 0.00 | 0.00 | 9.000 | 0.000 | 9.0 | 136.5 | 6.50 | 1,309 |
| B | 110 T | Square | work floor | 0.000 | 11.70 | 11.20 | 48.00 | 0.00 | 0.00 | 48.000 | 0.000 | 48.0 | 105.3 | 6.20 | 5,367 |
| B | 110 B | Square | work floor - top 48' | 0.000 | 14.90 | 11.70 | 9.000 | 0.00 | 0.00 | 9.000 | 0.000 | 9.0 | 140.1 | 6.80 | 1,347 |

Exam Date:03/23/2016

JM Grain Inc
 12 N Railroad Street - PO Box 248
 Garrison , ND
 County:

| Status | Section | Bin Number | Bin Type | Base Point | Diameter or Bu/Ft (Irreg). Length | Width | Side wall | Add for Hopper | Ded. for Obst. | Effective Depth | Add for Peak | Depth for Capac. | Bushels per Foot | Base Pack% | Bushel Capacity with Pack |
|--------|---------|------------|----------|------------|---|-------|--------------|----------------------|----------------------|--------------------|--------------------|------------------------|------------------------|---------------|------------------------------|
|--------|---------|------------|----------|------------|---|-------|--------------|----------------------|----------------------|--------------------|--------------------|------------------------|------------------------|---------------|------------------------------|

Facility: Garrison

Section: B

| | | | | | | | | | | | | | | | | |
|-------|---|-----|--------|------------------------------|--------|-------|-------|-------|------|------|--------|-------|------|--------|------|-------|
| | B | 200 | Flat | bag storage area | 0.000 | 116.0 | 42.50 | 2.200 | 0.00 | 0.00 | 2.200 | 0.000 | 2.2 | 3963.0 | 10.0 | 9,591 |
| | B | 201 | Peaked | eave | 16.000 | 0.000 | 0.000 | 10.00 | 2.00 | 0.00 | 12.000 | 1.000 | 13.0 | 161.6 | 5.80 | 2,223 |
| | B | 202 | Peaked | eave | 19.000 | 0.000 | 0.000 | 8.000 | 2.20 | 0.00 | 10.200 | 1.100 | 11.3 | 227.9 | 6.20 | 2,735 |
| | B | 203 | Square | eave | 19.000 | 10.00 | 7.000 | 2.500 | 1.20 | 0.00 | 3.700 | 0.000 | 3.7 | 56.3 | 4.80 | 218 |
| | B | 204 | Peaked | eave | 12.000 | 10.00 | 7.000 | 15.00 | 2.00 | 0.00 | 17.000 | 0.700 | 17.7 | 90.9 | 5.00 | 1,689 |
| | B | 205 | Peaked | eave | 12.000 | 10.00 | 7.000 | 15.00 | 2.00 | 0.00 | 17.000 | 0.700 | 17.7 | 90.9 | 5.00 | 1,689 |
| | B | 206 | Peaked | eave | 16.000 | 10.00 | 7.000 | 20.00 | 2.40 | 0.00 | 22.400 | 1.000 | 23.4 | 161.6 | 5.80 | 4,000 |
| | B | 207 | Peaked | top of sidewall inside split | 12.000 | 10.00 | 7.000 | 12.00 | 2.00 | 0.00 | 14.000 | 0.700 | 14.7 | 90.9 | 5.00 | 1,403 |
| | B | 208 | Peaked | top of sidewall inside split | 12.000 | 10.00 | 7.000 | 12.00 | 2.00 | 0.00 | 14.000 | 0.700 | 14.7 | 90.9 | 5.00 | 1,403 |
| Added | B | 209 | Peaked | top of sidewall inside split | 16.000 | 0.000 | 0.000 | 20.00 | 2.40 | 0.00 | 22.400 | 1.000 | 23.4 | 161.6 | 5.80 | 4,000 |
| Added | B | 210 | Peaked | top of sidewall inside split | 16.000 | 0.000 | 0.000 | 20.00 | 2.40 | 0.00 | 22.400 | 1.000 | 23.4 | 161.6 | 5.80 | 4,000 |

Bin count: 53

Facility: Garrison Section: B Total: 130,205

To Even: 131,000

Overall Licensed Bin Capacity for:

JM Grain Inc

Bin count: 53

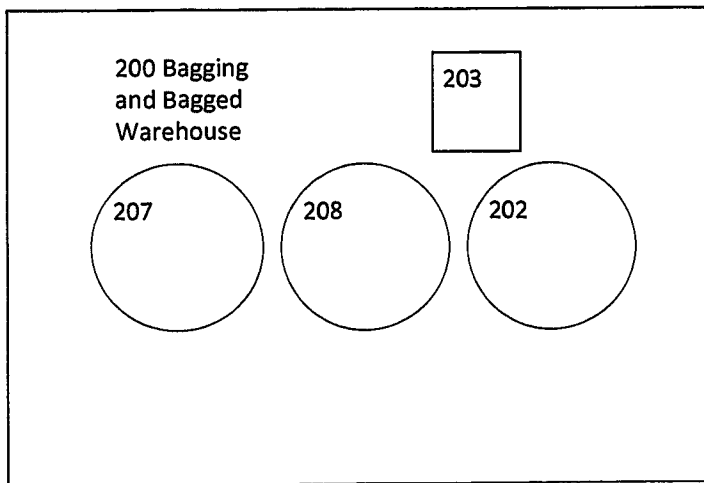
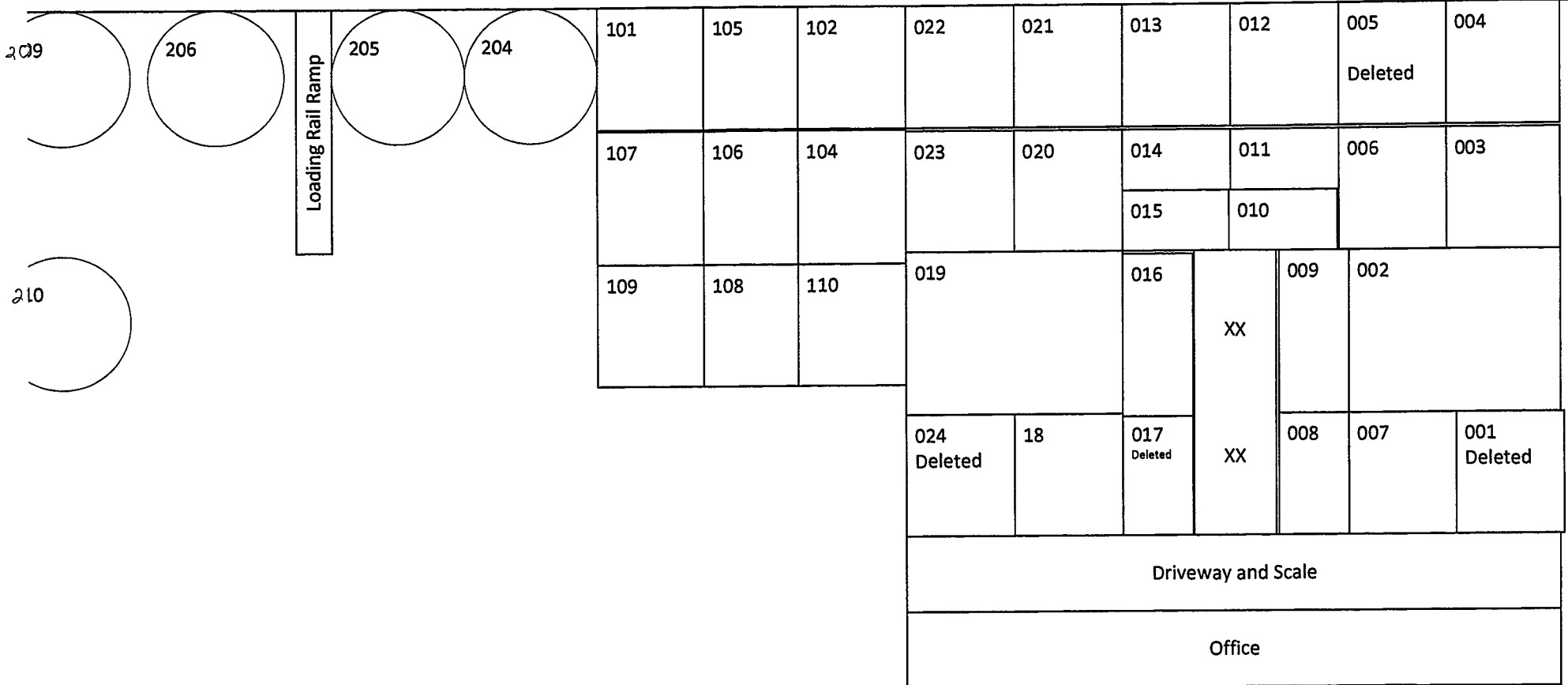
Licensed Capacity:
(includes pack)

130,205 Bu.

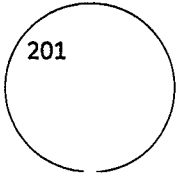
Licensed Capacity (to even):
(includes pack and section totals are rounded up to next highest 1000)

131,000 Bu.

DMV & W Rail



J M Grain Inc.
Garrison, ND
Section B



Screens
Junk Bin
N/A