

## NDPSC Bin Capacity Chart

Exam Date: 04/15/2015

Great Northern Ag  
PO Box 128  
Plaza, ND  
County:

Examiner: 1

Status	Section	Bin Number	Bin Type	Base Point	Diameter or Bu/Ft (Irreg.)		Side wall	Add for Hopper	Ded. for Obst.	Effective Depth	Add for Peak	Depth for Capac.	Bushels per Foot	Base Pack%	Bushel Capacity with Pack
					Length	Width									

## Facility: Plaza

### Section: A

A	001	Peaked			21.000	0.000	0.000	25.75	3.00	0.00	28.750	1.300	30.1	278.4	6.80	8,950
A	002	Peaked			16.000	0.000	0.000	20.00	2.00	0.00	22.000	1.000	23.0	161.6	5.80	3,933
A	003	Peaked			16.000	0.000	0.000	20.00	2.00	0.00	22.000	1.000	23.0	161.6	5.80	3,933
A	004	Peaked			16.000	0.000	0.000	20.00	2.00	0.00	22.000	1.000	23.0	161.6	5.80	3,933
A	005	Peaked			16.000	0.000	0.000	20.00	2.00	0.00	22.000	1.000	23.0	161.6	5.80	3,933
A	006	Peaked			21.000	0.000	0.000	25.75	3.00	0.00	28.750	1.300	30.1	278.4	6.80	8,950
A	007	Peaked			16.000	0.000	0.000	10.00	2.00	0.00	12.000	1.000	13.0	161.6	5.80	2,223
4	A	010	Flat		0.000	15.00	50.00	8.000	0.00	0.00	8.000	0.000	8.0	602.9	9.20	5,267
A	101	Peaked	store king		16.000	0.000	0.000	20.00	2.00	0.00	22.000	1.000	23.0	161.6	5.80	3,933
A	102	Peaked	store king		16.000	0.000	0.000	20.00	2.00	0.00	22.000	1.000	23.0	161.6	5.80	3,933
A	103	Peaked	meridan		16.000	0.000	0.000	20.00	2.00	0.00	22.000	1.000	23.0	161.6	5.80	3,933
A	104	Peaked	meridan		16.000	0.000	0.000	20.00	2.00	0.00	22.000	1.000	23.0	161.6	5.80	3,933
A	105	Peaked	meridan		16.000	0.000	0.000	20.00	2.00	0.00	22.000	1.000	23.0	161.6	5.80	3,933
A	106	Peaked	meridan		16.000	0.000	0.000	20.00	2.00	0.00	22.000	1.000	23.0	161.6	5.80	3,933
A	107	Peaked	meridan		16.000	0.000	0.000	20.00	2.00	0.00	22.000	1.000	23.0	161.6	5.80	3,933
A	108	Peaked	meridan		16.000	0.000	0.000	10.00	2.00	0.00	12.000	1.000	13.0	161.6	5.80	2,223
A	109	Peaked	amber waves		16.000	0.000	0.000	20.00	2.20	0.00	22.200	1.000	23.2	161.6	5.80	3,966
A	110	Peaked	amber waves		16.000	0.000	0.000	20.00	2.20	0.00	22.200	1.000	23.2	161.6	5.80	3,966
A	111	Peaked	amber waves		16.000	0.000	0.000	20.00	2.20	0.00	22.200	1.000	23.2	161.6	5.80	3,966
A	112	Peaked	amber waves		16.000	0.000	0.000	20.00	2.20	0.00	22.200	1.000	23.2	161.6	5.80	3,966
A	113	Peaked	amber waves		16.000	0.000	0.000	20.00	2.20	0.00	22.200	1.000	23.2	161.6	5.80	3,966

GE-15-556 Filed: 4/28/2015 Pages: 6  
 Statement of Capacities, Bin Charts, and Bin Diagrams

**NDPSC Bin Capacity Chart**

Exam Date:04/15/2015

Great Northern Ag  
PO Box 128  
Plaza , ND  
County:

Examiner: 1

Status	Section	Bin Number	Bin Type	Base Point	Diameter or Bu/Ft (Irreg.)	Length	Width	Side wall	Add for Hopper	Ded. for Obst.	Effective Depth	Add for Peak	Depth for Capac.	Bushels per Foot	Base Pack%	Bushel Capacity with Pack
--------	---------	------------	----------	------------	-------------------------------	--------	-------	--------------	----------------------	----------------------	--------------------	--------------------	------------------------	------------------------	---------------	------------------------------

**Facility: Plaza**

**Section: A**

A	114	Peaked	amber waves		16.000	0.000	0.000	20.00	2.20	0.00	22.200	1.000	23.2	161.6	5.80	3,966
A	115	Peaked	north star- moved to farm?		15.500	0.000	0.000	20.00	2.00	0.00	22.000	0.900	22.9	151.7	5.50	3,665
A	116	Peaked	north star- moved to farm?		15.500	0.000	0.000	20.00	2.00	0.00	22.000	0.900	22.9	151.7	5.50	3,665
A	117	Peaked	north star- moved to farm?		15.500	0.000	0.000	20.00	2.00	0.00	22.000	0.900	22.9	151.7	5.50	3,665
A	201	Peaked			16.000	0.000	0.000	20.00	2.20	0.00	22.200	1.000	23.2	161.6	5.80	3,966
A	202	Peaked			16.000	0.000	0.000	20.00	2.20	0.00	22.200	1.000	23.2	161.6	5.80	3,966
A	203	Peaked			16.000	0.000	0.000	20.00	2.20	0.00	22.200	1.000	23.2	161.6	5.80	3,966
A	204	Peaked			16.000	0.000	0.000	20.00	2.20	0.00	22.200	1.000	23.2	161.6	5.80	3,966
A	205	Peaked			16.000	0.000	0.000	20.00	2.20	0.00	22.200	1.000	23.2	161.6	5.80	3,966
A	206	Peaked			16.000	0.000	0.000	20.00	2.20	0.00	22.200	1.000	23.2	161.6	5.80	3,966
A	207	Peaked			16.000	0.000	0.000	20.00	2.20	0.00	22.200	1.000	23.2	161.6	5.80	3,966
A	208	Peaked			16.000	0.000	0.000	20.00	2.20	0.00	22.200	1.000	23.2	161.6	5.80	3,966
A	209	Peaked			16.000	0.000	0.000	20.00	2.20	0.00	22.200	1.000	23.2	161.6	5.80	3,966
A	210	Peaked			16.000	0.000	0.000	20.00	2.20	0.00	22.200	1.000	23.2	161.6	5.80	3,966
A	211	Peaked			16.000	0.000	0.000	20.00	2.20	0.00	22.200	1.000	23.2	161.6	5.80	3,966
A	212	Peaked			16.000	0.000	0.000	20.00	2.20	0.00	22.200	1.000	23.2	161.6	5.80	3,966
A	213	Peaked			16.000	0.000	0.000	20.00	2.20	0.00	22.200	1.000	23.2	161.6	5.80	3,966
A	214	Peaked			16.000	0.000	0.000	20.00	2.20	0.00	22.200	1.000	23.2	161.6	5.80	3,966

Bin count: 39

Facility: Plaza Section: A Total: **161,191**

To Even: **162,000**

**Overall Licensed Bin Capacity for:**

**Great Northern Ag**

**Bin count: 39**

**Licensed Capacity:**

(includes pack)

**161,191 Bu.**

---

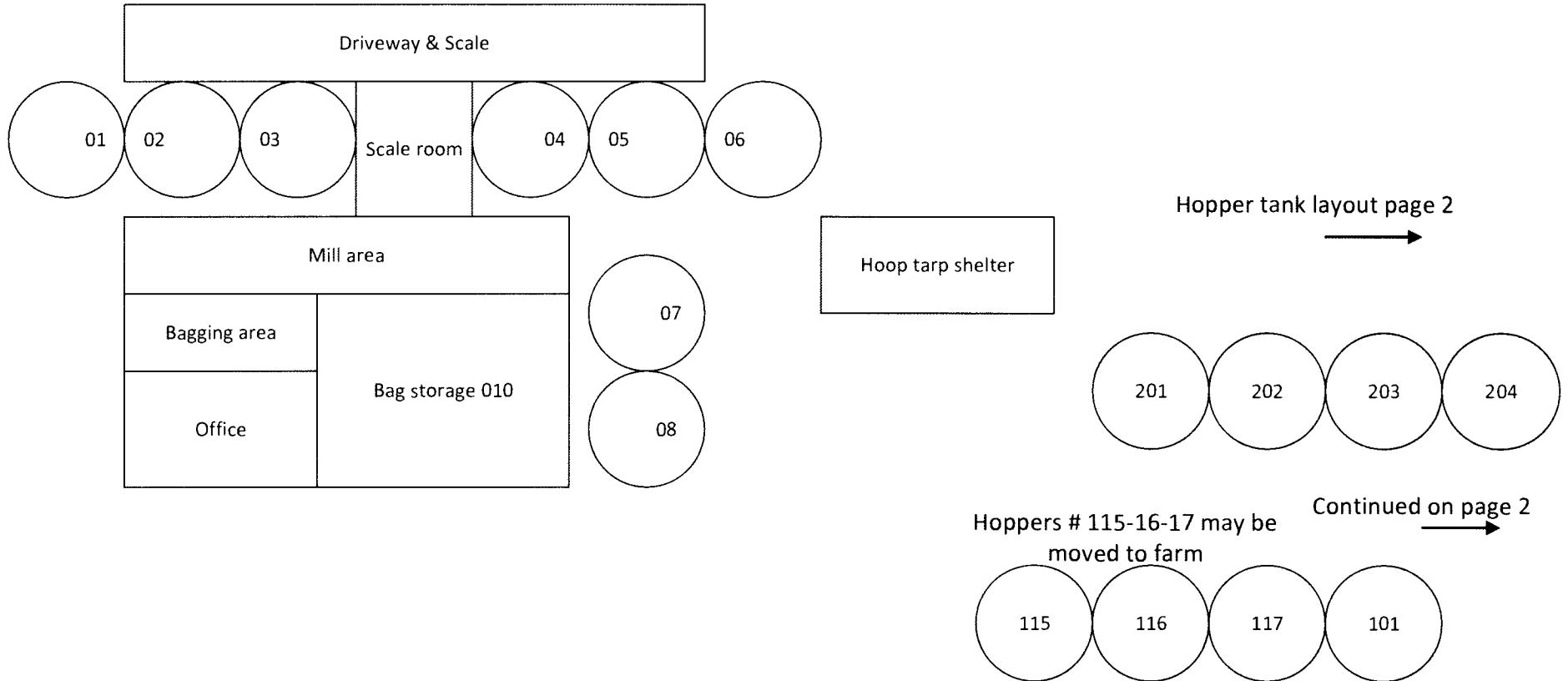
**Licensed Capacity (to even):**

(includes pack and section totals are rounded up to next highest 1000)

**162,000 Bu.**

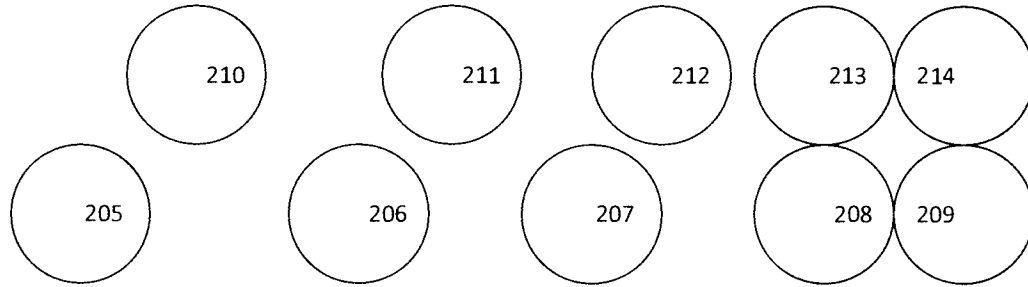
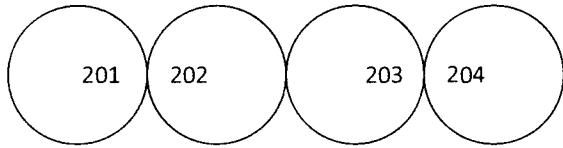
---

GREAT NORTHERN AG  
CORP # 3507  
SECTION A  
Plaza ND

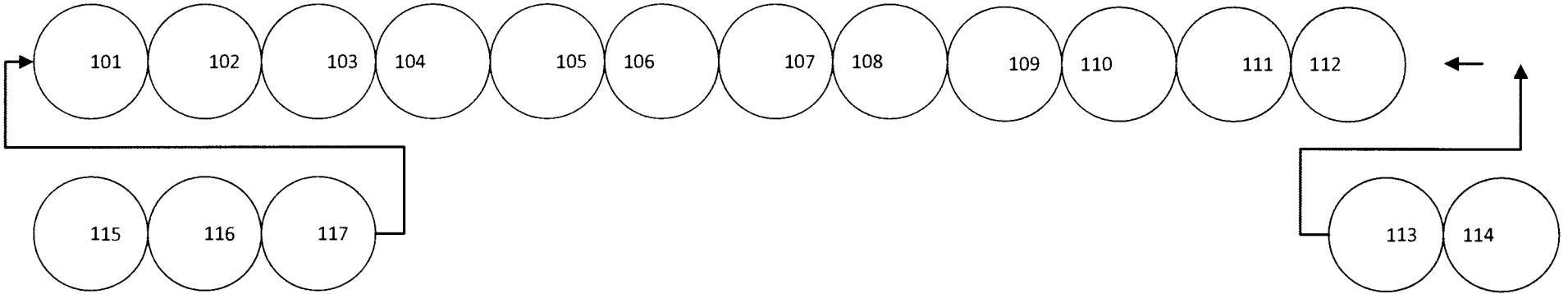


GREAT NORTHERN AG  
CORP # 3507  
SECTION A  
Plaza ND

Hopper tank layout 4-15-15



Mill and Office building

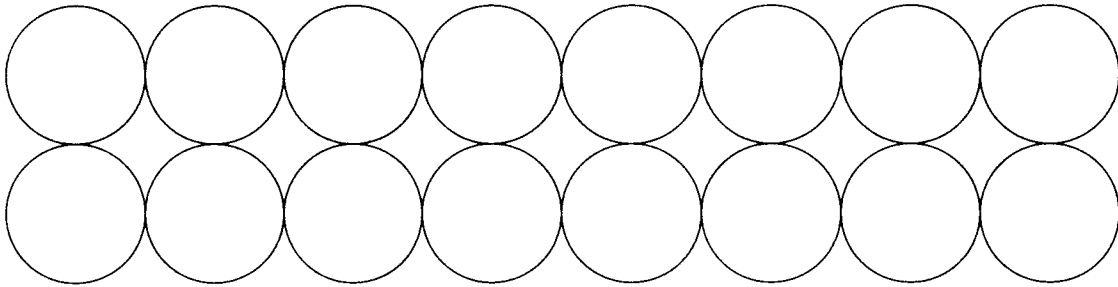


Hoppers 115-16-17 may be  
moved to farm

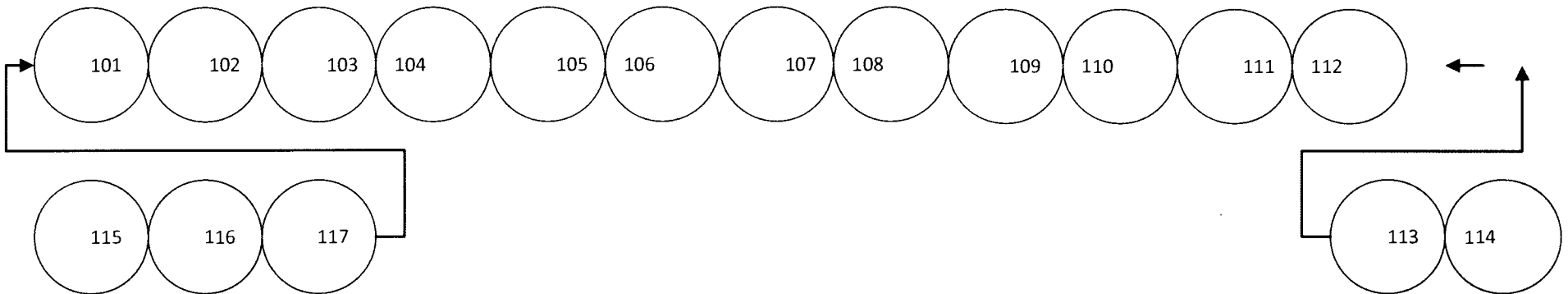
GREAT NORTHERN AG  
CORP # 3507  
SECTION A  
Plaza ND

200 series hoppers

Proposed future hopper tank  
lay-out



Mill and Office building



Hoppers 115-16-17 may be  
moved to farm