

Date 08/08/2016	PSC Device Code 3V5	No. of Sections 5	Complete each item with Y (Yes), N (No), or NA (Not Applicable)	
Name of Business Remington Seeds, LLC			<input type="checkbox"/> New Installation (w/ RFI Check)	<input type="checkbox"/> Performed Calibration
Mailing Address 1421 West 12th St. Grafton ND 58237			<input type="checkbox"/> Modified Equipment	<input type="checkbox"/> Use as a Reference Scale
Device Location Grafton PO Box 605 1421 12th St			<input type="checkbox"/> Replaced Existing Equipment	<input type="checkbox"/> Non-Commercial
City Grafton	State ND	Zip Code 58237	<input checked="" type="checkbox"/> Scale Indoors	
County Walsh	Telephone Number 701-379-1000		<input checked="" type="checkbox"/> Variance Permit Posted; Expiration Date: 08/31/2017	
Device Contact/Manager Kevin Wick	Cell Number		<input type="checkbox"/> Stored/Recalled Weights meet NDAC 69-10-02-23 & 69-10-02-24	
Email Address kevin.wick@remingtonseeds.com			<input type="checkbox"/> Software is NTEP Approved	
			<input type="checkbox"/> Built-In Standards; Date Certified:	
			<input type="checkbox"/> Multiple Decks/Single Indicator	<input checked="" type="checkbox"/> Customer Has Clear View
			<input checked="" type="checkbox"/> Clearance Below Scale Clear	<input type="checkbox"/> Video Camera Working
			<input checked="" type="checkbox"/> Approach Requirements Met	<input type="checkbox"/> View Distance > 200'
			<input checked="" type="checkbox"/> Pit Coping and Crush Strip Good	<input type="checkbox"/> Two-Way Audio Working
			<input type="checkbox"/> In response to PSC Quality Assurance Inspection	



Scale Information - East - 011147

Scale Manufacturer Cardinal	Indicator Manufacturer/Model 225 Navigator	Indicator Serial No. E30014-0300	Weighing Elements EL.
Capacity/Divisions/Units 200,000 x 20 LB	Legible Label X Y _ N	Class IIIL	Printer Manufacturer/Model Epson TM-U295
Printer Serial No. J9KF116147	Deck Size 80' X 11'	Clearance (inches) 6"	Approach - 12' Concrete Level 12'
SR or Discrimination Test Zero Load = Loaded =	Motion Detection Range = 3d	Hard Surface Approach (Length/Slope/Condition) Good ,Concrete	
AZSM (Auto Zero) Range = 3d			

Test Data

LBP / Section / Product Wt.	Value of Test Weights Used	Serial/Test Number	Errors +/-		LBP / Section / Product Wt.	Value of Test Weights Used	Serial/Test Number	Errors +/-	
			As Found	As Left				As Found	As Left
Description: Corner Test					Description: Section Test				
LBP									
1	10,000 lb		0	0	1	20,000 lb		0	0
2	10,000 lb		0	0	2	20,000 lb		0	0
3	10,000 lb		0	0	3	20,000 lb		0	0
4	10,000 lb		0	0	4	20,000 lb		0	0
5	10,000 lb		0	0	5	20,000 lb		0	0
6	10,000 lb		0	0					
7	10,000 lb		0	0					
8	10,000 lb		0	0		BC=0			
9	10,000 lb		0	0					
10	10,000 lb		0	0					
	BC=0								

Strain Load Test

Section (Increasing or Decreasing)	Section 4 (Inc)	Remarks (include environmental conditions, if applicable). Attach additional sheets as necessary. Annual test of the East truck scale. No adjustments were needed scale is approved.
Full Truck Weight	59,780	
Test Weight	20,000	
Empty Truck Weight	39,780	
Errors	0	
Physical Seal <input checked="" type="checkbox"/> Y _ N	Electronic Audit Trail: _ Y <input checked="" type="checkbox"/> N	
Seal Date: 08/08/2016	Audit Trail Information:	
Seal Type: Lead		
Meets tolerances in PSC adopted NIST Handbook 44? <input checked="" type="checkbox"/> Maintenance_ Acceptance		
<input checked="" type="checkbox"/> Approved _ Rejected _ Taken out of Service <input checked="" type="checkbox"/> Sticker Applied		
By signing this test report, I declare that I have examined this report and to the best of my knowledge and belief, the report is complete and the facts stated are sufficient, true and correct. I also declare that, except for conditions noted in "Remarks," the device meets the minimum requirements of the State laws and rules, including NIST Handbook 44, for use of the device in commerce.		
	1514	
Permit Holder Signature	Permit Number	
	08/08/2016	
Operator Signature	Date	

Date 08/08/2016	PSC Device Code 3V2	No. of Sections 2	Complete each item with Y (Yes), N (No), or NA (Not Applicable)	
Name of Business Remington Seeds, LLC			<input type="checkbox"/> New Installation (w/ RFI Check)	<input checked="" type="checkbox"/> Performed Calibration
Mailing Address 1421 West 12th St. Grafton ND 58237			<input type="checkbox"/> Modified Equipment	<input type="checkbox"/> Use as a Reference Scale
Device Location Grafton PO Box 605 1421 12th St			<input type="checkbox"/> Replaced Existing Equipment	<input type="checkbox"/> Non-Commercial
City Grafton	State ND	Zip Code 58237	<input checked="" type="checkbox"/> Scale Indoors	
County Walsh	Telephone Number 701-379-1000		<input checked="" type="checkbox"/> Variance Permit Posted; Expiration Date: 08/31/2017	
Device Contact/Manager Kevin Wick		Cell Number	<input type="checkbox"/> Stored/Recalled Weights meet NDAC 69-10-02-23 & 69-10-02-24	
Email Address kevin.wick@remingtonseeds.com			<input type="checkbox"/> Software is NTEP Approved	
			<input type="checkbox"/> Built-In Standards; Date Certified:	
			<input checked="" type="checkbox"/> Multiple Decks/Single Indicator	<input checked="" type="checkbox"/> Customer Has Clear View
			<input checked="" type="checkbox"/> Clearance Below Scale Clear	<input type="checkbox"/> Video Camera Working
			<input checked="" type="checkbox"/> Approach Requirements Met	<input type="checkbox"/> View Distance > 200'
			<input checked="" type="checkbox"/> Pit Coping and Crush Strip Good	<input type="checkbox"/> Two-Way Audio Working
<input type="checkbox"/> In response to PSC Quality Assurance Inspection				



Scale Information - West #1 -011145

Scale Manufacturer Cardinal	Indicator Manufacturer/Model 225 Navigator	Indicator Serial No. E30114-0083 / E17415-0365	Weighing Elements EL.
Capacity/Divisions/Units 200,000 x 20 LB	Legible Label X Y _ N	Class IIIL	Printer Manufacturer/Model Epson TM-U295
Printer Serial No. J9KF141825 / J9KF112051	Deck Size 20' x 11'	Clearance (inches) 6"	Approach - 12' Concrete Level 12'
SR or Discrimination Test Zero Load = Loaded =	Hard Surface Approach (Length/Slope/Condition) Good, concrete		Motion Detection Range =
AZSM (Auto Zero) Range =			

Test Data

LBP / Section / Product Wt.	Value of Test Weights Used	Serial/Test Number	Errors +/-		LBP / Section / Product Wt.	Value of Test Weights Used	Serial/Test Number	Errors +/-	
			As Found	As Left				As Found	As Left
Description: Corner Test					Description: Section Test				
1	10,000 lbs.		0	0	1	20,000 lbs.		0	0
2	"		0	0	2	20,000 lbs.		-20	0
3	"		-20	0					
4	10,000 lbs.		0	0			Bc=0@0		
		BC=0@0							

Strain Load Test

Section (Increasing or Decreasing)	Section 2 (Inc)	Remarks (include environmental conditions, if applicable). Attach additional sheets as necessary. Annual test of the South module of the West scale. Found corner Three running minus. Gave the corner a small adjustment. Strain test was with both scales.
Full Truck Weight	59,800	
Test Weight	20,000	
Empty Truck Weight	39,800	
Errors	0	
Physical Seal <input checked="" type="checkbox"/> Y _ N Electronic Audit Trail: _ Y <input checked="" type="checkbox"/> N	Audit Trail Information:	
Seal Date: 08/08/2016	Seal Type: Lead	
Meets tolerances in PSC adopted NIST Handbook 44? _ Maintenance <input checked="" type="checkbox"/> Acceptance <input checked="" type="checkbox"/> Approved _ Rejected _ Taken out of Service <input checked="" type="checkbox"/> Sticker Applied		
By signing this test report, I declare that I have examined this report and to the best of my knowledge and belief, the report is complete and the facts stated are sufficient, true and correct. I also declare that, except for conditions noted in "Remarks," the device meets the minimum requirements of the State laws and rules, including NIST Handbook 44, for use of the device in commerce.		
	1514	
Permit Holder Signature	Permit Number	
	08/08/2016	
Operator Signature	Date	

Date 08/08/2016	PSC Device Code 3V3	No. of Sections 3	Complete each item with Y (Yes), N (No), or NA (Not Applicable)	
Name of Business Remington Seeds, LLC			<input type="checkbox"/> New Installation (w/ RFI Check)	<input checked="" type="checkbox"/> Performed Calibration
Mailing Address 1421 West 12th St. Grafton ND 58237			<input type="checkbox"/> Modified Equipment	<input type="checkbox"/> Use as a Reference Scale
Device Location Grafton PO Box 605 1421 12th St			<input type="checkbox"/> Replaced Existing Equipment	<input type="checkbox"/> Non-Commercial
City Grafton	State ND	Zip Code 58237	<input checked="" type="checkbox"/> Scale Indoors	
County Walsh	Telephone Number 701-379-1000		<input checked="" type="checkbox"/> Variance Permit Posted; Expiration Date: 08/31/2017	
Device Contact/Manager Kevin Wick	Cell Number		<input checked="" type="checkbox"/> Stored/Recalled Weights meet NDAC 69-10-02-23 & 69-10-02-24	
Email Address kevin.wick@remingtonseeds.com			<input checked="" type="checkbox"/> Software is NTEP Approved	
			<input type="checkbox"/> Built-In Standards; Date Certified:	
			<input checked="" type="checkbox"/> Multiple Decks/Single Indicator	<input checked="" type="checkbox"/> Customer Has Clear View
			<input checked="" type="checkbox"/> Clearance Below Scale Clear	<input checked="" type="checkbox"/> Video Camera Working
			<input checked="" type="checkbox"/> Approach Requirements Met	<input type="checkbox"/> View Distance > 200'
			<input checked="" type="checkbox"/> Pit Coping and Crush Strip Good	<input checked="" type="checkbox"/> Two-Way Audio Working
			<input type="checkbox"/> In response to PSC Quality Assurance Inspection	



Scale Information - West #2 - 011146

Scale Manufacturer Cardinal	Indicator Manufacturer/Model 225 Navigator	Indicator Serial No. E30114-0083 / E17415-0365	Weighing Elements EL.
Capacity/Divisions/Units 200,000 x 20 LB	Legible Label X Y _ N	Class IIIL	Printer Manufacturer/Model Epson TM-U295
Deck Size 40' x 11'	Clearance (inches) 6"	Approach - 12' Concrete Level 12'	Printer Serial No. J9KF141825 / J9KF112051
SR or Discrimination Test Zero Load = Loaded =	Motion Detection Range = 3d		Hard Surface Approach (Length/Slope/Condition)
		AZSM (Auto Zero) Range = 3d	

Test Data

LBP / Section / Product Wt.	Value of Test Weights Used	Serial/Test Number	Errors +/-		LBP / Section / Product Wt.	Value of Test Weights Used	Serial/Test Number	Errors +/-	
			As Found	As Left				As Found	As Left
Description: Corner Test					Description: Section Test				
1	10,000 lbs.		0	0	1	20,000 lbs.		-20	0
2	"		0	0	2	"		0	0
3	"		0	0	3	20,000 lbs.		0	0
4	"		0	0					
5	"		0	0					
6	10,000 lbs.		-20	0			BC=0@0		
		BC=0@0							

Strain Load Test

Section (Increasing or Decreasing)	Section 2 (Inc)	Remarks (include environmental conditions, if applicable). Attach additional sheets as necessary. Annual test of the North module of the West scale. Corner 6 was running minus, is was given a small adjustment. Scale is approved. Strain test was with both scales.
Full Truck Weight	59,800	
Test Weight	20,000	
Empty Truck Weight	389,800	
Errors	0	
Physical Seal <input checked="" type="checkbox"/> Y <input type="checkbox"/> N	Electronic Audit Trail: <input type="checkbox"/> Y <input checked="" type="checkbox"/> N	
Seal Date: 08/08/2016	Audit Trail Information:	
Seal Type: Lead		
Meets tolerances in PSC adopted NIST Handbook 44? <input type="checkbox"/> Maintenance <input checked="" type="checkbox"/> Acceptance		
<input checked="" type="checkbox"/> Approved <input type="checkbox"/> Rejected <input type="checkbox"/> Taken out of Service <input checked="" type="checkbox"/> Sticker Applied		
By signing this test report, I declare that I have examined this report and to the best of my knowledge and belief, the report is complete and the facts stated are sufficient, true and correct. I also declare that, except for conditions noted in "Remarks," the device meets the minimum requirements of the State laws and rules, including NIST Handbook 44, for use of the device in commerce.		
	1514	
Permit Holder Signature	Permit Number	
	08/08/2016	
Operator Signature	Date	