

Exam Date:05/16/2018

Scranton Equity Exchange

Page: 1

Examiner: 2

PO Box 127

Scranton , ND

County:

Phone: 701-275-8221

CCC Number:

Location/Container Numbers/Comments	Section	Capacity
<b>PART A - ADDITIONAL SPACE TO BE INCLUDED UNDER LICENSE</b>		
<NO BINS ADDED>		
		<b>Total: 0</b>
<b>PART B - SPACE TO BE DELETED UNDER LICENSE</b>		
<NO BINS DELETED>		
		<b>Total: 0</b>
<b>PART C - ALL SPACE TO BE INCLUDED UNDER LICENSE</b>		
	A	132,000
	H	1,384,000
	I	702,000
		<b>Total: 2,218,000</b>
<b>PART D - TOTAL CAPACITY BY FUNCTIONAL UNIT</b>		
Dickinson	0	
Scranton	261	
	A	132,000
	H I	2,086,000
		<b>Total: 2,218,000</b>

Exam Date:05/16/2018

Scranton Equity Exchange  
PO Box 127  
Scranton , ND  
County:

Page: 1

Status	Section	Bin Number	Bin Type	Base Point	Diameter or Bu/Ft (Irreg).	Length	Width	Side wall	Add for Hopper	Ded. for Obst.	Effective Depth	Add for Peak	Depth for Capac.	Bushels per Foot	Base Pack%	Bushel Capacity with Pack
--------	---------	------------	----------	------------	-------------------------------	--------	-------	--------------	----------------------	----------------------	--------------------	--------------------	------------------------	------------------------	---------------	------------------------------

## Facility: Dickinson

### Section: A

A	001	Irregular	Main Elevator is work floor.	42.400	0.000	0.000	5.000	0.00	0.00	5.000	0.000	5.0	42.4	3.50	219
A	002	Irregular	Main Elevator is work floor.	41.100	0.000	0.000	29.50	0.00	0.00	29.500	0.000	29.5	41.1	3.50	1,254
A	003	Irregular	Main Elevator is work floor.	88.200	0.000	0.000	44.50	0.00	0.00	44.500	0.000	44.5	88.2	5.80	4,153
A	005	Irregular	Main Elevator is work floor.	87.500	0.000	0.000	44.50	0.00	0.00	44.500	0.000	44.5	87.5	5.80	4,120
A	007	Irregular	Main Elevator is work floor.	91.100	0.000	0.000	46.50	0.00	0.00	46.500	0.000	46.5	91.1	5.80	4,482
A	008	Irregular	Main Elevator is work floor.	90.100	0.000	0.000	44.50	0.00	0.00	44.500	0.000	44.5	90.1	5.80	4,242
A	009 t	Irregular	Main Elevator is work floor.	46.300	0.000	0.000	5.000	0.00	0.00	5.000	0.000	5.0	46.3	4.00	241
A	009b	Irregular	Main Elevator is work floor.	90.300	0.000	0.000	41.50	0.00	0.00	41.500	0.000	41.5	90.3	5.80	3,964
A	010	Irregular	Main Elevator is work floor.	42.000	0.000	0.000	27.00	0.00	0.00	27.000	0.000	27.0	42.0	3.50	1,174
A	012	Irregular	Main Elevator is work floor.	42.000	0.000	0.000	27.00	0.00	0.00	27.000	0.000	27.0	42.0	3.50	1,174
A	014	Irregular	Main Elevator is work floor.	89.300	0.000	0.000	44.50	0.00	0.00	44.500	0.000	44.5	89.3	5.80	4,204
A	016	Irregular	Main Elevator is work floor.	41.100	0.000	0.000	29.50	0.00	0.00	29.500	0.000	29.5	41.1	3.50	1,254
A	101 t	Irregular	Main Elevator is work floor.	123.00	0.000	0.000	39.00	0.00	0.00	39.000	0.000	39.0	123.0	6.50	5,109
A	101b	Irregular	Main Elevator is work floor.	105.80	0.000	0.000	6.000	0.00	0.00	6.000	0.000	6.0	105.8	6.20	674
A	102 t	Irregular	Main Elevator is work floor.	124.10	0.000	0.000	39.00	0.00	0.00	39.000	0.000	39.0	124.1	6.50	5,155
A	102b	Irregular	Main Elevator is work floor.	106.80	0.000	0.000	9.500	0.00	0.00	9.500	0.000	9.5	106.8	6.20	1,078
A	103 t	Irregular	Main Elevator is work floor.	121.80	0.000	0.000	39.00	0.00	0.00	39.000	0.000	39.0	121.8	6.50	5,059
A	103b	Irregular	Main Elevator is work floor.	104.80	0.000	0.000	9.500	0.00	0.00	9.500	0.000	9.5	104.8	6.00	1,056
A	104 t	Irregular	Main Elevator is work floor.	118.40	0.000	0.000	39.00	0.00	0.00	39.000	0.000	39.0	118.4	6.20	4,904
A	104b	Irregular	Main elevator is work floor:	101.80	0.000	0.000	9.500	0.00	0.00	9.500	0.000	9.5	101.8	6.00	1,025
A	105 t	Irregular	Main elevator is work floor:	119.20	0.000	0.000	39.00	0.00	0.00	39.000	0.000	39.0	119.2	6.20	4,937

Exam Date:05/16/2018

Scranton Equity Exchange  
 PO Box 127  
 Scranton , ND  
 County:

Status	Section	Bin Number	Bin Type	Base Point	Diameter or Bu/Ft (Irreg.)	Length	Width	Side wall	Add for Hopper	Ded. for Obst.	Effective Depth	Add for Peak	Depth for Capac.	Bushels per Foot	Base Pack%	Bushel Capacity with Pack
--------	---------	------------	----------	------------	-------------------------------	--------	-------	--------------	----------------------	----------------------	--------------------	--------------------	------------------------	------------------------	---------------	------------------------------

## Facility: Dickinson

### Section: A

A	105b	Irregular	Main elevator is work floor:	101.80	0.000	0.000	9.500	0.00	0.00	9.500	0.000	9.5	101.8	6.00		1,025
A	106 t	Irregular	Main elevator is work floor:	122.70	0.000	0.000	39.00	0.00	0.00	39.000	0.000	39.0	122.7	6.50		5,096
A	106b	Irregular	Main elevator is work floor:	104.80	0.000	0.000	9.500	0.00	0.00	9.500	0.000	9.5	104.8	6.00		1,056
A	107 t	Irregular	Main elevator is work floor:	125.00	0.000	0.000	39.00	0.00	0.00	39.000	0.000	39.0	125.0	6.50		5,192
A	107b	Irregular	Main elevator is work floor:	106.80	0.000	0.000	9.500	0.00	0.00	9.500	0.000	9.5	106.8	6.20		1,078
A	108 t	Irregular	Main elevator is work floor:	123.90	0.000	0.000	39.00	0.00	0.00	39.000	0.000	39.0	123.9	6.50		5,146
A	108b	Irregular	Main elevator is work floor:	105.80	0.000	0.000	6.000	0.00	0.00	6.000	0.000	6.0	105.8	6.20		674
A	201	Round	Main elevator is work floor:	30.000	0.000	0.000	47.70	0.00	0.00	47.700	0.000	47.7	568.2	9.00		29,542
A	301	Round	Main elevator is work floor:	16.500	0.000	0.000	19.00	0.00	0.00	19.000	0.000	19.0	171.9	5.80		3,455
A	302	Round	Main elevator is work floor:	16.500	0.000	0.000	19.00	0.00	0.00	19.000	0.000	19.0	171.9	5.80		3,455
A	303	Round	Main elevator is work floor:	16.500	0.000	0.000	19.00	0.00	0.00	19.000	0.000	19.0	171.9	5.80		3,455
A	304	Round	Main elevator is work floor:	22.500	0.000	0.000	19.00	0.00	0.00	19.000	0.000	19.0	319.6	7.50		6,527
A	305	Round	Main elevator is work floor:	22.500	0.000	0.000	19.00	0.00	0.00	19.000	0.000	19.0	319.6	7.50		6,527

Bin count: 34

Facility: Dickinson Section: A Total: **131,706**

To Even: **132,000**

Exam Date:05/16/2018

Scranton Equity Exchange  
PO Box 127  
Scranton , ND  
County:

Page: 3

Examiner: 2

Status	Section	Bin Number	Bin Type	Base Point	Diameter or Bu/Ft (Irreg.)	Length	Width	Side wall	Add for Hopper	Ded. for Obst.	Effective Depth	Add for Peak	Depth for Capac.	Bushels per Foot	Base Pack%	Bushel Capacity with Pack
--------	---------	------------	----------	------------	-------------------------------	--------	-------	--------------	----------------------	----------------------	--------------------	--------------------	------------------------	------------------------	---------------	------------------------------

## Facility: Scranton

### Section: H

H	002		Round	Top of slab over bins	18.000	0.000	0.000	105.4	0.00	0.00	105.40	0.000	105.4	204.6	6.00	22,859
H	003		Round	Top of slab over bins	18.000	0.000	0.000	107.7	0.00	0.00	107.70	0.000	107.7	204.6	6.00	23,357
H	004		Round	Top of slab over bins	18.000	0.000	0.000	109.6	0.00	0.00	109.60	0.000	109.6	204.6	6.00	23,769
H	005		Round	Top of slab over bins	18.000	0.000	0.000	109.6	0.00	0.00	109.60	0.000	109.6	204.6	6.00	23,769
H	006		Irregular	Top of slab over bins	54.800	0.000	0.000	88.60	0.00	0.00	88.600	0.000	88.6	54.8	4.50	5,073
H	007		Irregular	Top of slab over bins	57.400	0.000	0.000	86.10	0.00	0.00	86.100	0.000	86.1	57.4	4.80	5,179
H	008 T		Round	Top of slab over bins	18.000	0.000	0.000	33.00	0.00	0.00	33.000	0.000	33.0	204.6	6.00	7,157
H	008B		Round	Top of slab over bins	18.000	0.000	0.000	52.00	0.00	0.00	52.000	0.000	52.0	204.6	6.00	11,277
H	010		Irregular	Top of slab over bins	55.600	0.000	0.000	88.60	0.00	0.00	88.600	0.000	88.6	55.6	4.80	5,162
H	011		Irregular	Top of slab over bins	57.200	0.000	0.000	86.10	0.00	0.00	86.100	0.000	86.1	57.2	4.80	5,161
H	012		Irregular	Top of slab over bins	86.300	0.000	0.000	88.40	0.00	0.00	88.400	0.000	88.4	86.3	5.80	8,071
H	013		Irregular	Top of slab over bins	86.800	0.000	0.000	88.40	0.00	0.00	88.400	0.000	88.4	86.8	5.80	8,118
H	014		Round	Top of slab over bins	18.000	0.000	0.000	100.0	0.00	0.00	100.00	0.000	100.0	204.6	6.00	21,688
H	015		Irregular	Top of slab over bins	73.100	0.000	0.000	88.60	0.00	0.00	88.600	0.000	88.6	73.1	5.50	6,833
H	016		Round	Top of slab over bins	18.000	0.000	0.000	109.7	0.00	0.00	109.70	0.000	109.7	204.6	6.00	23,792
H	017		Round	Top of slab over bins	18.000	0.000	0.000	109.7	0.00	0.00	109.70	0.000	109.7	204.6	6.00	23,792
H	018		Irregular	Top of slab over bins	73.200	0.000	0.000	88.60	0.00	0.00	88.600	0.000	88.6	73.2	5.50	6,843
H	019		Irregular	Top of slab over bins	55.300	0.000	0.000	88.60	0.00	0.00	88.600	0.000	88.6	55.3	4.80	5,135
H	022		Irregular	Top of slab over bins	60.700	0.000	0.000	88.60	0.00	0.00	88.600	0.000	88.6	60.7	4.80	5,636
H	023		Irregular	Top of slab over bins	62.000	0.000	0.000	88.60	0.00	0.00	88.600	0.000	88.6	62.0	4.80	5,757
H	024		Irregular	Top of slab over bins	29.300	0.000	0.000	88.80	0.00	0.00	88.800	0.000	88.8	29.3	2.50	2,667

Exam Date:05/16/2018

Scranton Equity Exchange  
PO Box 127  
Scranton , ND  
County:

Page: 4

Status	Section	Bin Number	Bin Type	Base Point	Diameter or Bu/Ft (Irreg.)	Length	Width	Side wall	Add for Hopper	Ded. for Obst.	Effective Depth	Add for Peak	Depth for Capac.	Bushels per Foot	Base Pack%	Bushel Capacity with Pack
--------	---------	------------	----------	------------	-------------------------------	--------	-------	--------------	----------------------	----------------------	--------------------	--------------------	------------------------	------------------------	---------------	------------------------------

## Facility: Scranton

### Section: H

H	025	Irregular	Top of slab over bins	28.300	0.000	0.000	88.80	0.00	0.00	88.800	0.000	88.8	28.3	2.50		2,576
H	026	Irregular	Top of slab over bins	66.600	0.000	0.000	88.60	0.00	0.00	88.600	0.000	88.6	66.6	5.00		6,196
H	101	Peaked	Top of slab over bins	60.000	0.000	0.000	40.50	0.00	0.00	40.500	4.200	44.7	2272.9	10.0		111,759
H	102	Peaked	Top of slab over bins	60.000	0.000	0.000	40.50	0.00	0.00	40.500	4.200	44.7	2272.9	10.0		111,759
H	201	Peaked	Top of side wall	16.000	0.000	0.000	20.00	2.40	0.00	22.400	1.000	23.4	161.6	5.80		4,000
H	202	Peaked	Top of side wall	16.000	0.000	0.000	20.00	2.40	0.00	22.400	1.000	23.4	161.6	5.80		4,000
H	203	Peaked	Top of side wall	16.000	0.000	0.000	20.00	2.40	0.00	22.400	1.000	23.4	161.6	5.80		4,000
H	204	Peaked	Top of side wall	16.000	0.000	0.000	20.00	2.40	0.00	22.400	1.000	23.4	161.6	5.80		4,000
H	205	Peaked	Top of side wall	16.000	0.000	0.000	20.00	2.40	0.00	22.400	1.000	23.4	161.6	5.80		4,000
H	206	Peaked	Top of side wall	16.000	0.000	0.000	20.00	2.40	0.00	22.400	1.000	23.4	161.6	5.80		4,000
H	301	Peaked	Top of bin wall	32.850	0.000	0.000	84.33	0.00	0.00	84.330	2.000	86.3	681.3	9.50		64,382
H	302	Peaked	Top of bin wall	32.850	0.000	0.000	84.33	0.00	0.00	84.330	2.000	86.3	681.3	9.50		64,382
H	401	Round	Top of bin	36.000	0.000	0.000	103.5	3.50	0.00	107.00	0.000	107.0	818.2	10.0		96,302
H	402	Round	Top of bin	36.000	0.000	0.000	103.5	3.50	0.00	107.00	0.000	107.0	818.2	10.0		96,302
H	403	Round	Top of bin	36.000	0.000	0.000	103.5	3.50	0.00	107.00	0.000	107.0	818.2	10.0		96,302
H	404	Irregular	Top of bin	90.000	10.58	10.58	104.0	4.00	0.00	108.00	0.000	108.0	90.0	5.80		10,284
H	405	Irregular	Top of bin	90.000	10.58	10.58	104.0	4.00	0.00	108.00	0.000	108.0	90.0	5.80		10,284
H	406	Irregular	Top of bin	40.000	7.054	7.054	101.5	1.75	0.00	103.25	0.000	103.3	40.0	3.00		4,256
H	407	Round	Top of bin	8.000	0.000	0.000	23.00	2.00	0.00	25.000	0.000	25.0	40.4	4.50		1,055
H	510	Round	Top of bin	42.000	0.000	0.000	116.8	0.00	0.00	116.80	0.000	116.8	1113.7	10.0		143,088
H	511	Round	Top of bin	42.000	0.000	0.000	116.8	0.00	0.00	116.80	0.000	116.8	1113.7	10.0		143,088

Exam Date:05/16/2018

Scranton Equity Exchange

Page: 5

Examiner: 2

PO Box 127  
Scranton, ND  
County:

Status	Section	Bin Number	Bin Type	Base Point	Diameter or Bu/Ft (Irreg).		Side wall	Add for Hopper	Ded. for Obst.	Effective Depth	Add for Peak	Depth for Capac.	Bushels per Foot	Base Pack%	Bushel Capacity with Pack
					Length	Width									

## Facility: Scranton

### Section: H

H	512	Round	Top of bin	42.000	0.000	0.000	116.8	0.00	0.00	116.80	0.000	116.8	1113.7	10.0	143,088
H	new_bin_01	Peaked	Top of sidewall	15.000	0.000	0.000	17.50	2.35	0.00	19.850	0.900	20.8	142.1	5.50	3,119

Bin count: 44

Facility: Scranton Section: H Total: **1,383,317**To Even: **1,384,000**

### Section: I

I	008	Irregular	Top of slab over bins	23.200	0.000	0.000	70.00	0.00	0.00	70.000	0.000	70.0	23.2	2.00	1,656
I	010	Irregular	Top of slab over bins	11.100	0.000	0.000	48.00	0.00	0.00	48.000	0.000	48.0	11.1	2.00	544
I	011	Irregular	Top of slab over bins	70.100	0.000	0.000	68.00	0.00	0.00	68.000	0.000	68.0	70.1	5.20	5,015
I	012	Irregular	Top of slab over bins	23.200	0.000	0.000	70.00	0.00	0.00	70.000	0.000	70.0	23.2	2.00	1,656
I	013	Irregular	Top of slab over bins	50.600	0.000	0.000	68.00	0.00	0.00	68.000	0.000	68.0	50.6	4.50	3,596
I	014	Irregular	Top of slab over bins	11.100	0.000	0.000	48.00	0.00	0.00	48.000	0.000	48.0	11.1	2.00	544
I	015	Irregular	Top of slab over bins	94.600	0.000	0.000	91.00	0.00	0.00	91.000	0.000	91.0	94.6	6.00	9,126
I	016 T	Irregular	Top of slab over bins	43.400	0.000	0.000	70.00	0.00	0.00	70.000	0.000	70.0	43.4	3.50	3,144
I	016B	Irregular	Top of slab over bins	95.500	0.000	0.000	21.00	0.00	0.00	21.000	0.000	21.0	95.5	6.00	2,126
I	017	Irregular	Top of slab over bins	94.600	0.000	0.000	91.00	0.00	0.00	91.000	0.000	91.0	94.6	6.00	9,126
I	018	Irregular	Top of slab over bins	22.100	0.000	0.000	70.00	0.00	0.00	70.000	0.000	70.0	22.1	2.00	1,578
I	020	Irregular	Top of slab over bins	32.600	0.000	0.000	68.00	0.00	0.00	68.000	0.000	68.0	32.6	2.50	2,272
I	021	Irregular	Top of slab over bins	26.300	0.000	0.000	68.00	0.00	0.00	68.000	0.000	68.0	26.3	2.50	1,833
I	022 T	Irregular	Top of slab over bins	43.400	0.000	0.000	48.00	0.00	0.00	48.000	0.000	48.0	43.4	3.50	2,156
I	022 M	Irregular	Top of slab over bins	65.500	0.000	0.000	22.00	0.00	0.00	22.000	0.000	22.0	65.5	5.00	1,513

Exam Date:05/16/2018

Scranton Equity Exchange  
 PO Box 127  
 Scranton , ND  
 County:

Status	Section	Bin Number	Bin Type	Base Point	Diameter or Bu/Ft (Irreg).		Side wall	Add for Hopper	Ded. for Obst.	Effective Depth	Add for Peak	Depth for Capac.	Bushels per Foot	Base Pack%	Bushel Capacity with Pack
					Length	Width									

## Facility: Scranton

### Section: I

I	022B	Irregular	Top of slab over bins	95.500	0.000	0.000	21.00	0.00	0.00	21.000	0.000	21.0	95.5	6.00	2,126
I	023	Irregular	Top of slab over bins	32.600	0.000	0.000	68.00	0.00	0.00	68.000	0.000	68.0	32.6	2.50	2,272
I	024	Irregular	Top of slab over bins	16.900	0.000	0.000	68.00	0.00	0.00	68.000	0.000	68.0	16.9	2.00	1,172
I	025	Irregular	Top of slab over bins	32.600	0.000	0.000	68.00	0.00	0.00	68.000	0.000	68.0	32.6	2.50	2,272
I	026	Irregular	Top of slab over bins	33.200	0.000	0.000	68.00	0.00	0.00	68.000	0.000	68.0	33.2	2.50	2,314
I	027	Irregular	Top of slab over bins	36.600	0.000	0.000	68.00	0.00	0.00	68.000	0.000	68.0	36.6	3.00	2,564
I	028	Irregular	Top of slab over bins	36.600	0.000	0.000	68.00	0.00	0.00	68.000	0.000	68.0	36.6	3.00	2,564
I	029	Irregular	Top of slab over bins	36.600	0.000	0.000	68.00	0.00	0.00	68.000	0.000	68.0	36.6	3.00	2,564
I	030	Irregular	Top of slab over bins	23.100	0.000	0.000	68.00	0.00	0.00	68.000	0.000	68.0	23.1	2.00	1,602
I	031	Irregular	Top of slab over bins	63.000	0.000	0.000	82.00	0.00	0.00	82.000	0.000	82.0	63.0	5.00	5,424
I	032	Round	Top of slab over bins	18.000	0.000	0.000	97.00	0.00	0.00	97.000	0.000	97.0	204.6	6.00	21,037
I	033	Round	Top of slab over bins	18.000	0.000	0.000	97.00	0.00	0.00	97.000	0.000	97.0	204.6	6.00	21,037
I	034	Irregular	Top of slab over bins	51.000	0.000	0.000	95.00	0.00	0.00	95.000	0.000	95.0	51.0	4.50	5,063
I	035	Round	Top of slab over bins	18.000	0.000	0.000	97.00	0.00	0.00	97.000	0.000	97.0	204.6	6.00	21,037
I	036	Round	Top of slab over bins	18.000	0.000	0.000	97.00	0.00	0.00	97.000	0.000	97.0	204.6	6.00	21,037
I	037	Irregular	Top of slab over bins	18.000	0.000	0.000	95.00	0.00	0.00	95.000	0.000	95.0	18.0	2.00	1,744
I	038	Peaked	Top of slab over bins	42.000	0.000	0.000	58.60	0.00	0.00	58.600	2.500	61.1	1113.7	10.0	74,852
I	039	Peaked	Top of slab over bins	42.000	0.000	0.000	58.60	0.00	0.00	58.600	2.500	61.1	1113.7	10.0	74,852
I	040	Peaked	Top of slab over bins	42.000	0.000	0.000	58.60	0.00	0.00	58.600	2.500	61.1	1113.7	10.0	74,852
I	101	Round	Top of slab over bins	40.000	0.000	0.000	94.50	0.00	0.00	94.500	0.000	94.5	1010.2	10.0	105,010
I	102	Round	Top of slab over bins	40.000	0.000	0.000	94.50	0.00	0.00	94.500	0.000	94.5	1010.2	10.0	105,010

Client ID: 194

### NDPSC Bin Capacity Chart

05/16/2018 09:42:12 AM

Exam Date:05/16/2018

Scranton Equity Exchange  
PO Box 127  
Scranton , ND  
County:

Page: 7

Examiner: 2

Status	Section	Bin Number	Bin Type	Base Point	Diameter or Bu/Ft (Irreg.)	Length	Width	Side wall	Add for Hopper	Ded. for Obst.	Effective Depth	Add for Peak	Depth for Capac.	Bushels per Foot	Base Pack%	Bushel Capacity with Pack
--------	---------	------------	----------	------------	-------------------------------	--------	-------	--------------	----------------------	----------------------	--------------------	--------------------	------------------------	------------------------	---------------	------------------------------

## Facility: Scranton

### Section: I

I	103	Round	Top of slab over bins	40.000	0.000	0.000	94.50	0.00	0.00	94.500	0.000	94.5	1010.2	10.0		105,010	
<b>Bin count:</b>		<b>37</b>														<b>Facility: Scranton Section: I Total:</b>	<b>701,300</b>
															<b>To Even:</b>	<b>702,000</b>	

**Overall Licensed Bin Capacity for:**

**Scranton Equity Exchange**

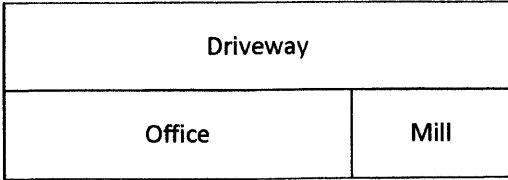
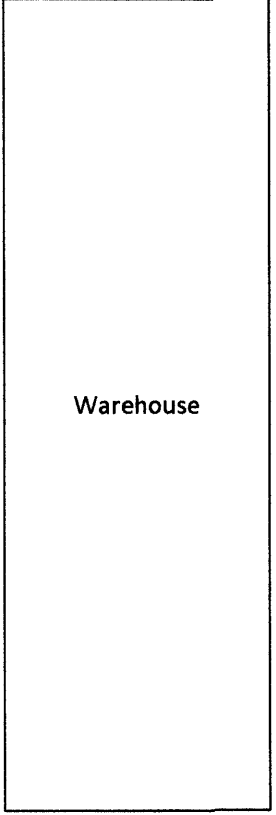

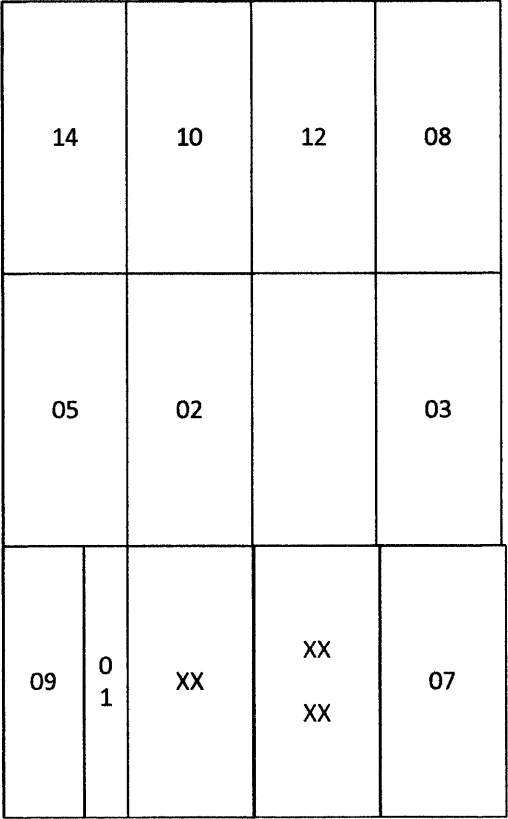

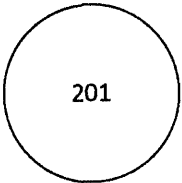

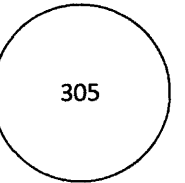
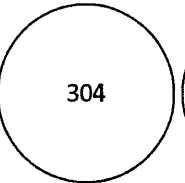
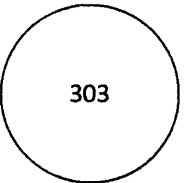
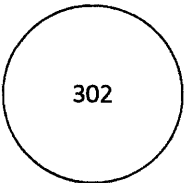
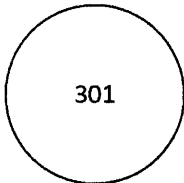
**Bin count: 115**

**Licensed Capacity:**  
(includes pack)

**2,216,323 Bu.**

**Licensed Capacity (to even):**  
(includes pack and section totals are  
rounded up to next highest 1000)

**2,218,000 Bu.**



S  
E + W  
N

Scranton Equity  
Elevator  
Woodys Dickinson  
Section A  
05/16/18 PH