

Exam Date:06/20/2018

Taft Elevator, A Div. of Rahr Malting Co

Page: 1

Examiner: 1, 2

800 West 1st Avenue

Shakopee, MN

County:

Phone: 612-746-4518

CCC Number:

Location/Container Numbers/Comments	Section	Capacity
PART A - ADDITIONAL SPACE TO BE INCLUDED UNDER LICENSE		
<NO BINS ADDED>		
		Total: 0
PART B - SPACE TO BE DELETED UNDER LICENSE		
<NO BINS DELETED>		
		Total: 0
PART C - ALL SPACE TO BE INCLUDED UNDER LICENSE		
	A	5,666,000
	D	4,949,000
		Total: 10,615,000
PART D - TOTAL CAPACITY BY FUNCTIONAL UNIT		
Amenia 270	D	4,949,000
Taft 1089	A	5,666,000
		Total: 10,615,000

Exam Date:06/20/2018

Examiner: 1, 2

Taft Elevator, A Div. of Rahr Malting Co
 800 West 1st Avenue
 Shakopee , MN
 County:

Page: 1

Status	Section	Bin Number	Bin Type	Base Point	Diameter or Bu/Ft (Irreg.)	Length	Width	Side wall	Add for Hopper	Ded. for Obst.	Effective Depth	Add for Peak	Depth for Capac.	Bushels per Foot	Base Pack%	Bushel Capacity with Pack
--------	---------	------------	----------	------------	-------------------------------	--------	-------	--------------	----------------------	----------------------	--------------------	--------------------	------------------------	------------------------	---------------	------------------------------

Facility: Amenia

Section: D

D	001	Round	floor over bins		20.000	0.000	0.000	66.00	0.00	0.00	66.000	0.000	66.0	252.5	6.50	17,748
D	002	Round	floor over bins		20.000	0.000	0.000	66.00	0.00	0.00	66.000	0.000	66.0	252.5	6.50	17,748
D	003	Round	floor over bins		20.000	0.000	0.000	66.00	0.00	0.00	66.000	0.000	66.0	252.5	6.50	17,748
D	004	Round	floor over bins		20.000	0.000	0.000	66.00	0.00	0.00	66.000	0.000	66.0	252.5	6.50	17,748
D	005	Round	floor over bins		20.000	0.000	0.000	66.00	0.00	0.00	66.000	0.000	66.0	252.5	6.50	17,748
D	006	Round	floor over bins		20.000	0.000	0.000	66.00	0.00	0.00	66.000	0.000	66.0	252.5	6.50	17,748
D	007	Irregular	floor over bins		89.000	0.000	0.000	66.00	0.00	0.00	66.000	0.000	66.0	89.0	5.80	6,215
D	008	Irregular	floor over bins		80.000	0.000	0.000	61.00	0.00	0.00	61.000	0.000	61.0	80.0	5.50	5,148
D	009	Irregular	floor over bins		89.000	0.000	0.000	66.00	0.00	0.00	66.000	0.000	66.0	89.0	5.80	6,215
D	010	Irregular	floor over bins		89.000	0.000	0.000	66.00	0.00	0.00	66.000	0.000	66.0	89.0	5.80	6,215
D	011	Irregular	floor over bins		80.000	0.000	0.000	61.00	0.00	0.00	61.000	0.000	61.0	80.0	5.50	5,148
D	012	Irregular	floor over bins		89.000	0.000	0.000	66.00	0.00	0.00	66.000	0.000	66.0	89.0	5.80	6,215
D	013	Round	floor over bins		38.500	0.000	0.000	64.50	0.00	0.00	64.500	0.000	64.5	935.8	10.0	66,395
D	021	Peaked	top of sidewall		48.000	0.000	0.000	59.50	0.00	0.00	59.500	3.400	62.9	1454.6	10.0	100,643
D	022	Peaked	top of sidewall		48.000	0.000	0.000	59.50	0.00	0.00	59.500	3.400	62.9	1454.6	10.0	100,643
D	023	Peaked	top of sidewall		59.800	0.000	0.000	77.00	0.00	0.00	77.000	4.200	81.2	2257.7	10.0	201,658
D	024	Peaked	top of sidewall		59.800	0.000	0.000	77.00	0.00	0.00	77.000	4.200	81.2	2257.7	10.0	201,658
D	025	Peaked	top of sidewall		59.800	0.000	0.000	77.00	0.00	0.00	77.000	4.200	81.2	2257.7	10.0	201,658
D	026	Peaked	top of sidewall		71.700	0.000	0.000	69.40	0.00	0.00	69.400	5.000	74.4	3245.7	10.0	265,628
D	027	Peaked	top of sidewall		71.700	0.000	0.000	69.40	0.00	0.00	69.400	5.000	74.4	3245.7	10.0	265,628
D	028	Peaked	top of sidewall		71.700	0.000	0.000	69.40	0.00	0.00	69.400	5.000	74.4	3245.7	10.0	265,628

Exam Date:06/20/2018

Taft Elevator, A Div. of Rahr Malting Co
 800 West 1st Avenue
 Shakopee , MN
 County:

Status	Section	Bin Number	Bin Type	Base Point	Diameter or Bu/Ft (Irreg.) Length	Width	Side wall	Add for Hopper	Ded. for Obst.	Effective Depth	Add for Peak	Depth for Capac.	Bushels per Foot	Base Pack%	Bushel Capacity with Pack
--------	---------	------------	----------	------------	---	-------	--------------	----------------------	----------------------	--------------------	--------------------	------------------------	------------------------	---------------	------------------------------

Facility: Amenia

Section: D

D	029	Peaked	top of sidewall		71.700	0.000	0.000	69.40	0.00	0.00	69.400	5.000	74.4	3245.7	10.0	265,628
D	030	Peaked	top of sidewall		71.700	0.000	0.000	69.40	0.00	0.00	69.400	5.000	74.4	3245.7	10.0	265,628
D	031	Peaked	top of sidewall		71.700	0.000	0.000	69.40	0.00	0.00	69.400	5.000	74.4	3245.7	10.0	265,628
D	032	Peaked	top of sidewall		71.700	0.000	0.000	69.40	0.00	0.00	69.400	5.000	74.4	3245.7	10.0	265,628
D	033	Peaked	top of sidewall		71.700	0.000	0.000	69.40	0.00	0.00	69.400	5.000	74.4	3245.7	10.0	265,628
D	034	Peaked	top of sidewall		104.50	0.000	0.000	72.00	0.00	0.00	72.000	7.300	79.3	6894.5	10.0	601,407
D	035	Peaked	top of sidewall		104.50	0.000	0.000	72.00	0.00	0.00	72.000	7.300	79.3	6894.5	10.0	601,407
D	036	Peaked	top of sidewall		104.50	0.000	0.000	72.00	0.00	0.00	72.000	7.300	79.3	6894.5	10.0	601,407
D	101-N	Peaked	top of sidewall		14.500	0.000	0.000	15.00	2.00	0.00	17.000	0.900	17.9	132.7	5.50	2,506
D	101-S	Peaked	top of sidewall		14.500	0.000	0.000	15.00	2.00	0.00	17.000	0.900	17.9	132.7	5.50	2,506

Bin count: 31

Facility: Amenia Section: D Total: **4,948,556**

To Even: **4,949,000**

Exam Date:06/20/2018

Taft Elevator, A Div. of Rahr Malting Co
 800 West 1st Avenue
 Shakopee, MN
 County:

Page: 3

Status	Section	Bin Number	Bin Type	Base Point	Diameter or Bu/Ft (Irreg).		Side wall	Add for Hopper	Ded. for Obst.	Effective Depth	Add for Peak	Depth for Capac.	Bushels per Foot	Base Pack%	Bushel Capacity with Pack
					Length	Width									

Facility: Taft

Section: A

A	001	Square	floor over bins		51.400	8.000	8.000	54.00	3.00	0.00	57.000	0.000	57.0	51.4	4.50	3,062
A	002	Square	floor over bins		51.400	8.000	8.000	54.00	3.00	0.00	57.000	0.000	57.0	51.4	4.50	3,062
A	003	Square	floor over bins		51.400	8.000	8.000	54.00	3.00	0.00	57.000	0.000	57.0	51.4	4.50	3,062
A	004	Square	floor over bins		51.400	8.000	8.000	54.00	3.00	0.00	57.000	0.000	57.0	51.4	4.50	3,062
A	005	Square	floor over bins		51.400	8.000	8.000	54.00	3.00	0.00	57.000	0.000	57.0	51.4	4.50	3,062
A	006	Square	floor over bins		51.400	8.000	8.000	54.00	3.00	0.00	57.000	0.000	57.0	51.4	4.50	3,062
A	007	Square	floor over bins		51.400	8.000	8.000	64.00	3.00	0.00	67.000	0.000	67.0	51.4	4.50	3,599
A	008	Square	floor over bins		51.400	8.000	8.000	64.00	3.00	0.00	67.000	0.000	67.0	51.4	4.50	3,599
A	009	Square	floor over bins		51.400	8.000	8.000	64.00	3.00	0.00	67.000	0.000	67.0	51.4	4.50	3,599
A	010	Square	floor over bins		51.400	8.000	8.000	64.00	3.00	0.00	67.000	0.000	67.0	51.4	4.50	3,599
A	011	Square	floor over bins		51.400	8.000	8.000	64.00	3.00	0.00	67.000	0.000	67.0	51.4	4.50	3,599
A	012	Square	floor over bins		51.400	8.000	8.000	64.00	3.00	0.00	67.000	0.000	67.0	51.4	4.50	3,599
A	222	Peaked	Hopper bottom bins		30.000	0.000	0.000	61.40	4.00	0.00	65.400	1.800	67.2	568.2	9.00	41,619
A	223	Peaked	Hopper bottom bins,		30.000	0.000	0.000	61.40	4.00	0.00	65.400	1.800	67.2	568.2	9.00	41,619
A	224	Peaked	Hopper bottom bins		30.000	0.000	0.000	61.40	4.00	0.00	65.400	1.800	67.2	568.2	9.00	41,619
A	225	Peaked	Hopper bottom bins,		30.000	0.000	0.000	61.40	4.00	0.00	65.400	1.800	67.2	568.2	9.00	41,619
A	226	Peaked	eave at sidewall		30.000	0.000	0.000	61.40	4.00	0.00	65.400	1.800	67.2	568.2	9.00	41,619
A	227	Peaked	eave at sidewall		30.000	0.000	0.000	61.40	4.00	0.00	65.400	1.800	67.2	568.2	9.00	41,619
A	228	Peaked	Sidewall 44.4 - hopper		30.000	0.000	0.000	44.40	4.80	0.00	49.200	1.800	51.0	568.2	9.00	31,586
A	229	Peaked	Sidewall 44.4 - hopper		30.000	0.000	0.000	44.40	4.80	0.00	49.200	1.800	51.0	568.2	9.00	31,586
A	230	Peaked	Sidewall 44.4 - hopper		30.000	0.000	0.000	44.40	4.80	0.00	49.200	1.800	51.0	568.2	9.00	31,586

Exam Date:06/20/2018

Examiner: 1, 2

Taft Elevator, A Div. of Rahr Malting Co
800 West 1st Avenue
Shakopee, MN
County:

Page: 4

Status	Section	Bin Number	Bin Type	Base Point	Diameter or Bu/Ft (Irreg).		Side wall	Add for Hopper	Ded. for Obst.	Effective Depth	Add for Peak	Depth for Capac.	Bushels per Foot	Base Pack%	Bushel Capacity with Pack
					Length	Width									

Facility: Taft

Section: A

A	231	Peaked	Sidewall 44.4 - hopper	30.000	0.000	0.000	44.40	4.80	0.00	49.200	1.800	51.0	568.2	9.00	31,586
A	232	Peaked	Sidewall 44.4 - hopper	30.000	0.000	0.000	44.40	4.80	0.00	49.200	1.800	51.0	568.2	9.00	31,586
A	233	Peaked	Zero point is eave	35.800	0.000	0.000	58.80	0.00	0.00	58.800	2.100	60.9	809.2	10.0	54,208
A	234	Peaked	Zero point is eave	47.800	0.000	0.000	58.80	0.00	0.00	58.800	2.900	61.7	1442.5	10.0	97,902
A	235	Peaked	Zero point is eave	47.800	0.000	0.000	62.50	0.00	0.00	62.500	2.900	65.4	1442.5	10.0	103,774
A	236	Peaked	Zero point is eave	54.000	0.000	0.000	66.60	0.00	0.00	66.600	3.800	70.4	1841.0	10.0	142,567
A	237	Peaked	Zero point is eave	54.000	0.000	0.000	66.60	0.00	0.00	66.600	3.800	70.4	1841.0	10.0	142,567
A	238	Peaked	Zero point is eave	54.000	0.000	0.000	66.60	0.00	0.00	66.600	3.800	70.4	1841.0	10.0	142,567
A	339	Square	roof top - 9.5' hppr	0.000	8.000	8.000	59.00	3.20	0.00	62.200	0.000	62.2	51.4	4.50	3,341
A	340	Square	roof top - 9.5' hppr	0.000	8.000	8.000	59.00	3.20	0.00	62.200	0.000	62.2	51.4	4.50	3,341
A	341	Square	roof top - 9.5' hppr	0.000	8.000	8.000	59.00	3.20	0.00	62.200	0.000	62.2	51.4	4.50	3,341
A	342	Square	roof top - 9.5' hppr	0.000	8.000	8.000	59.00	3.20	0.00	62.200	0.000	62.2	51.4	4.50	3,341
A	343	Square	roof top 9.5' hppr	0.000	8.000	8.000	59.00	3.20	0.00	62.200	0.000	62.2	51.4	4.50	3,341
A	344	Square	roof top - 9.5' hppr	0.000	8.000	8.000	59.00	3.20	0.00	62.200	0.000	62.2	51.4	4.50	3,341
A	345	Square	roof top - 9.5' hppr	0.000	8.000	8.000	59.00	3.20	0.00	62.200	0.000	62.2	51.4	4.50	3,341
A	346	Square	roof top - 9.5' hppr	0.000	8.000	8.000	59.00	3.20	0.00	62.200	0.000	62.2	51.4	4.50	3,341
A	347	Square	roof top - 9.5' hppr	0.000	8.000	8.000	59.00	3.20	0.00	62.200	0.000	62.2	51.4	4.50	3,341
A	348	Square	roof top - 9.5' hppr	0.000	8.000	8.000	59.00	3.20	0.00	62.200	0.000	62.2	51.4	4.50	3,341
A	349	Square	roof top - 9.5' hppr	0.000	8.000	8.000	59.00	3.20	0.00	62.200	0.000	62.2	51.4	4.50	3,341
A	350	Square	roof top - 9.5' hppr	0.000	8.000	8.000	59.00	3.20	0.00	62.200	0.000	62.2	51.4	4.50	3,341
A	351	Peaked	Zero pint is top of sidewall	75.000	0.000	0.000	66.60	0.00	0.00	66.600	5.300	71.9	3551.3	10.0	280,872

Exam Date:06/20/2018

Taft Elevator, A Div. of Rahr Malting Co
 800 West 1st Avenue
 Shakopee , MN
 County:

Examiner: 1, 2

Status	Section	Bin Number	Bin Type	Base Point	Diameter or Bu/Ft (Irreg).		Side wall	Add for Hopper	Ded. for Obst.	Effective Depth	Add for Peak	Depth for Capac.	Bushels per Foot	Base Pack%	Bushel Capacity with Pack
					Length	Width									

Facility: Taft

Section: A

A	352	Peaked	Zero pint is top of sidewall	75.000	0.000	0.000	66.60	0.00	0.00	66.600	5.300	71.9	3551.3	10.0	280,872
A	353	Peaked	Zero pint is top of sidewall	75.000	0.000	0.000	66.60	0.00	0.00	66.600	5.300	71.9	3551.3	10.0	280,872
A	354	Peaked	Zero pint is top of sidewall	75.000	0.000	0.000	66.60	0.00	0.00	66.600	5.300	71.9	3551.3	10.0	280,872
A	355	Peaked	Zero pint is top of sidewall	75.000	0.000	0.000	66.60	0.00	0.00	66.600	5.300	71.9	3551.3	10.0	280,872
A	356	Peaked	Zero pint is top of sidewall	75.000	0.000	0.000	66.60	0.00	0.00	66.600	5.300	71.9	3551.3	10.0	280,872
A	357	Peaked	Zero pint is top of sidewall	75.000	0.000	0.000	66.60	0.00	0.00	66.600	5.300	71.9	3551.3	10.0	280,872
A	358	Peaked	Zero pint is top of sidewall	75.000	0.000	0.000	66.60	0.00	0.00	66.600	5.300	71.9	3551.3	10.0	280,872
A	359	Peaked	Zero pint is top of sidewall	75.000	0.000	0.000	66.60	0.00	0.00	66.600	5.300	71.9	3551.3	10.0	280,872
A	360	Peaked	Zero pint is top of sidewall	75.000	0.000	0.000	66.60	0.00	0.00	66.600	5.300	71.9	3551.3	10.0	280,872
A	361	Peaked	Zero pint is top of sidewall	75.000	0.000	0.000	66.60	0.00	0.00	66.600	5.300	71.9	3551.3	10.0	280,872
A	362	Peaked	Zero pint is top of sidewall	75.000	0.000	0.000	66.60	0.00	0.00	66.600	5.300	71.9	3551.3	10.0	280,872
A	363	Peaked	Zero pint is top of sidewall	75.000	0.000	0.000	66.60	0.00	0.00	66.600	5.300	71.9	3551.3	10.0	280,872
A	364	Peaked	Zero pint is top of sidewall	75.000	0.000	0.000	66.60	0.00	0.00	66.600	5.300	71.9	3551.3	10.0	280,872
A	365	Peaked	Zero pint is top of sidewall	75.000	0.000	0.000	66.60	0.00	0.00	66.600	5.300	71.9	3551.3	10.0	280,872
A	366	Peaked	Zero pint is top of sidewall	75.000	0.000	0.000	66.60	0.00	0.00	66.600	5.300	71.9	3551.3	10.0	280,872

Bin count: 57

Facility: Taft Section: A Total: **5,665,239**

To Even: **5,666,000**

Overall Licensed Bin Capacity for:

Taft Elevator, A Div. of Rahr Malting Co

Bin count: 88

Licensed Capacity:

(includes pack)

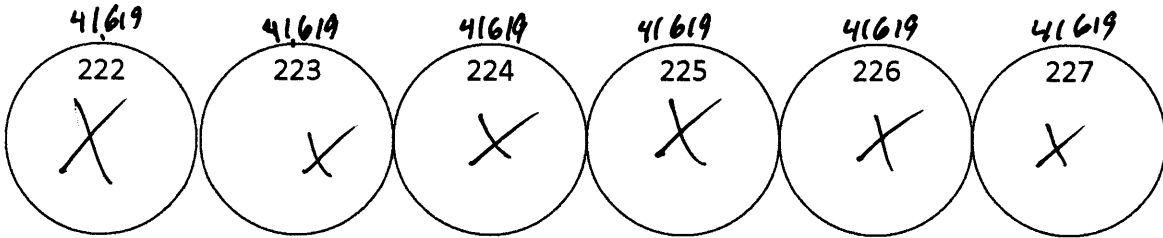
10,613,795 Bu.

Licensed Capacity (to even):

(includes pack and section totals are rounded up to next highest 1000)

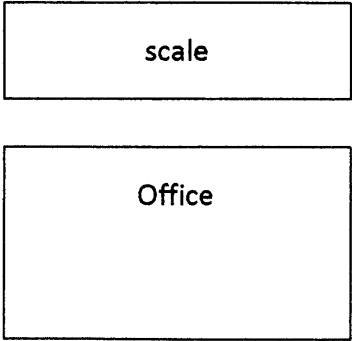
10,615,000 Bu.

Taft Elevator / Rahr Malting Co.
 Taft, ND
 Section A - south



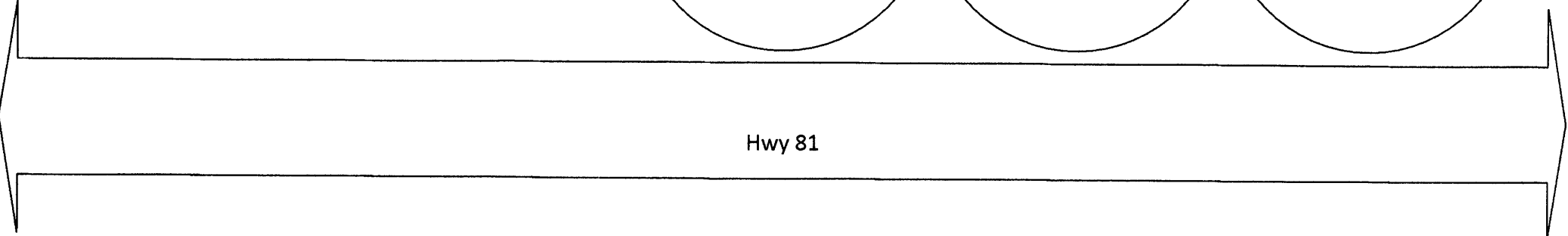
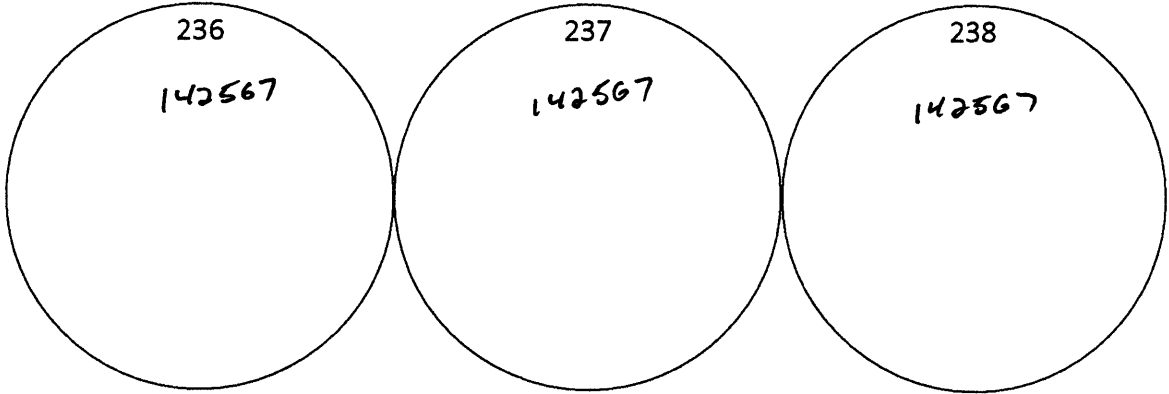
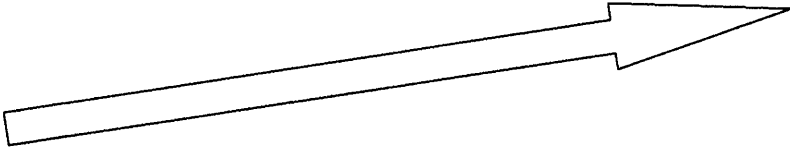
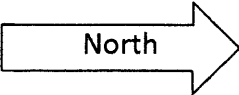
01 3062	02 3062	03 3062
04 3062	05 3062	06 3062
07 3599	08 3599	09 3599
10 3599	11 3599	12 3599

Hiway 81



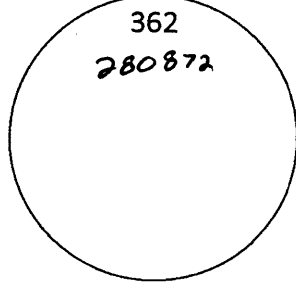
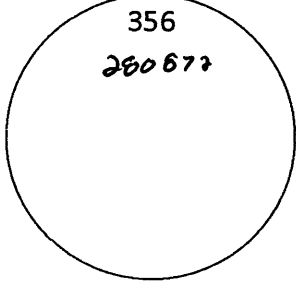
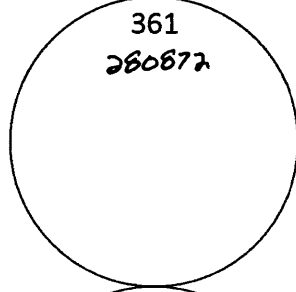
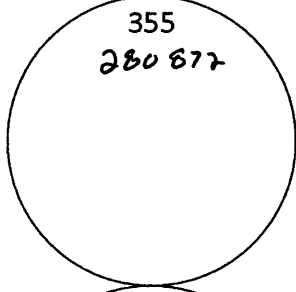
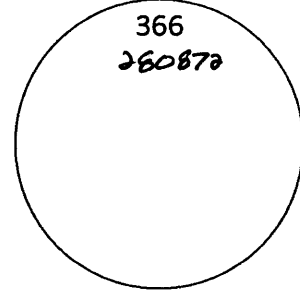
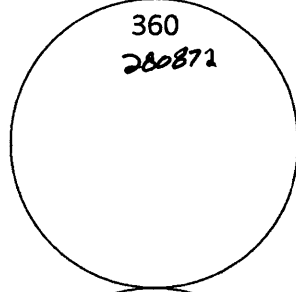
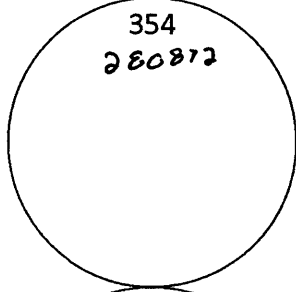
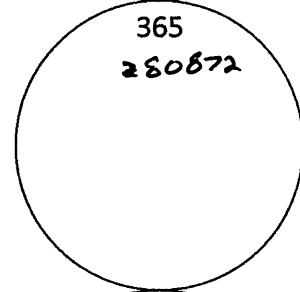
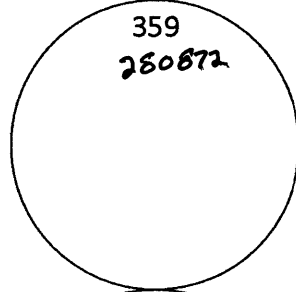
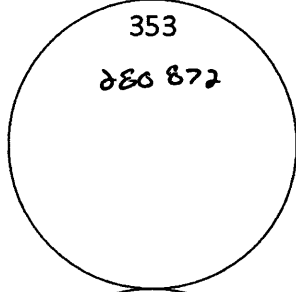
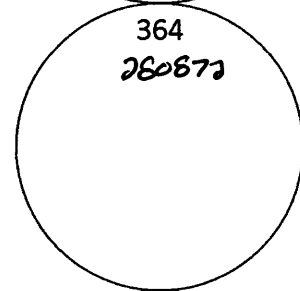
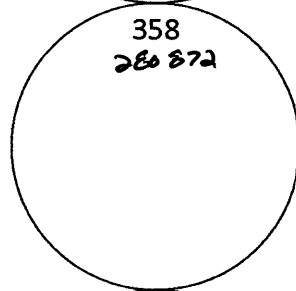
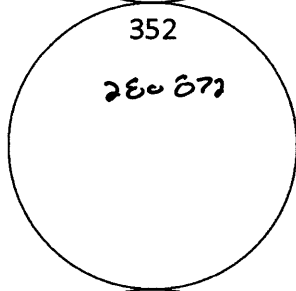
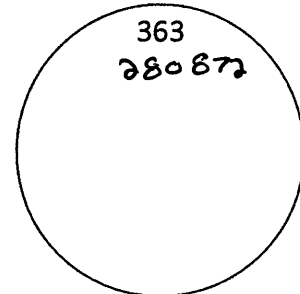
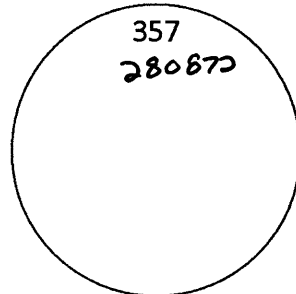
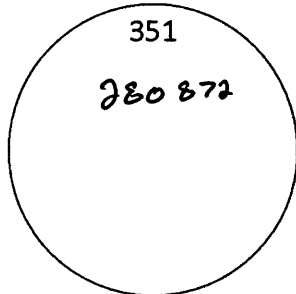
339 3341	340 3341	341 3341
342 3341	343 3341	344 3341
345 3341	346 3341	347 3341
348 3341	349 3341	350 3341

Taft Elevator / Rahr Malting Co.
Taft, ND
Section A - north

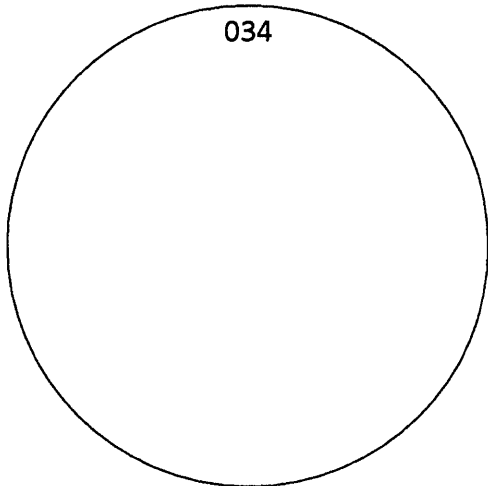
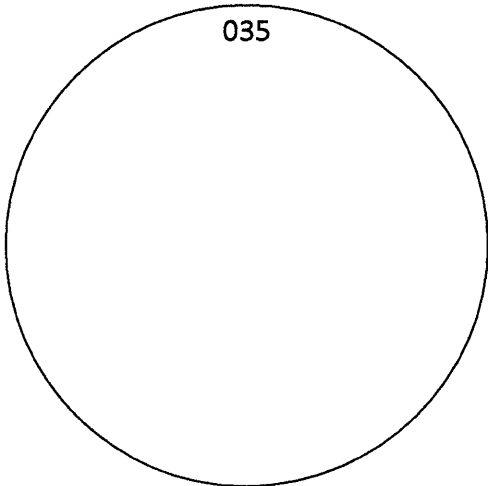
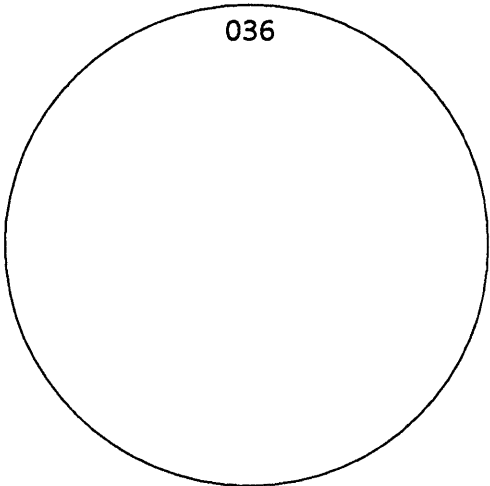
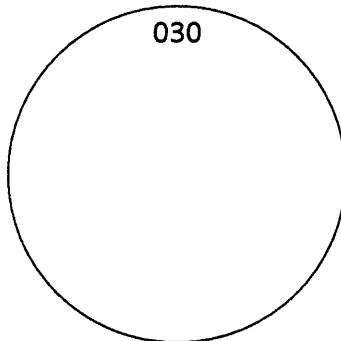
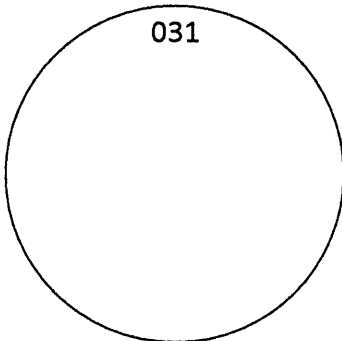
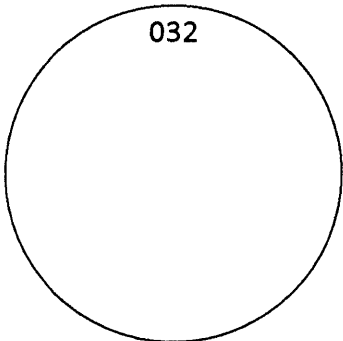
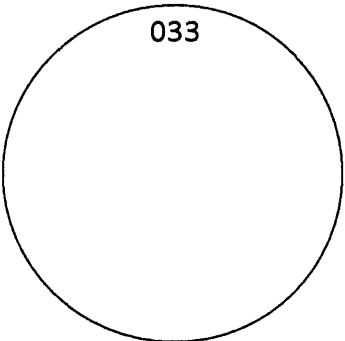
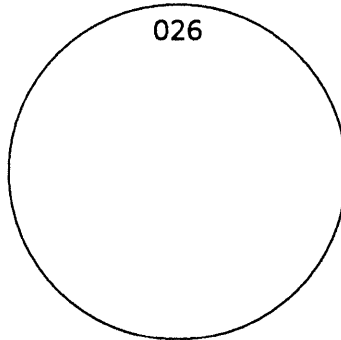
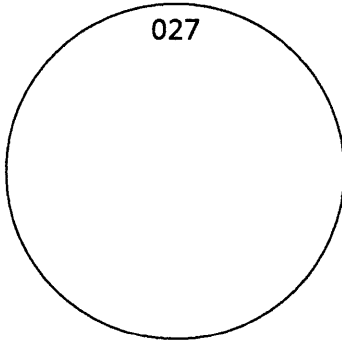
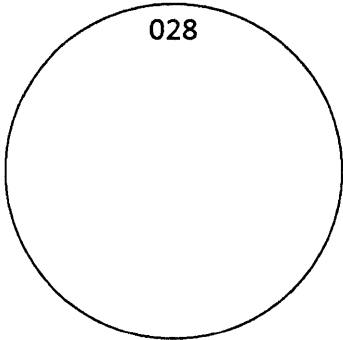
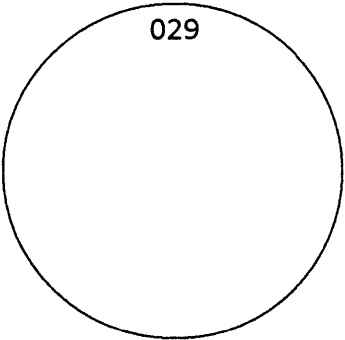


Hwy 81

Taft Elevator / Rahr Malting Co.
Taft, ND
Section A – east of Hwy



Taft Elevator / Rahr Malting Co
Amenia, ND
Section D – east bins



N
O
R
T
h

Taft Elevator / Rahr Malting Co.
Amenia Site
Section D

