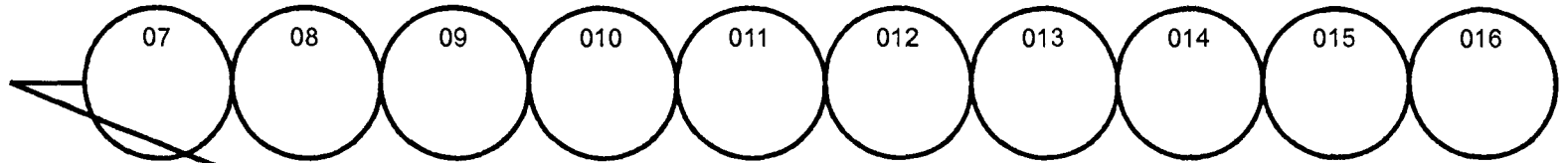
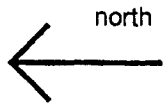


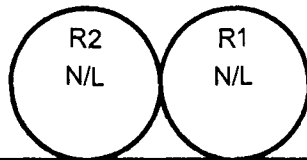
DOUG STEIN SEED CO
508 S. MAIN ST.
McVILLE ND 58254

WALHALLA BEAN CO. SECTION S

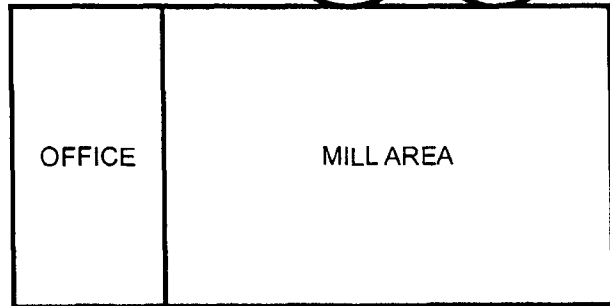


tanks 7 thru 12
16' dia- 25' sidewall
7' hopper - 4838 bu. each

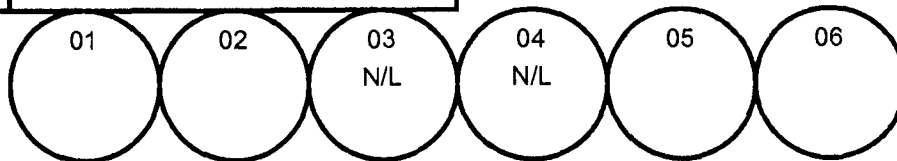
tanks 13 thru 16
12.5' dia - 15' sidewall
5.5' hopper - 1822 bu. each



tank R1 & R2
16' dia - 20' sidewall
6' hopper - 3933 bu. each



screenings tanks



tanks 1 thru 6
14.5' dia - 15' sidewall
6.5' hopper
2534 bushels each with pack

Client ID: 187

NDPSC Bin Capacity Chart

08/18/2010 02:11:05 PM

Exam Date:08/18/2010

Walhalla Bean Company
Box 67
Walhalla , ND
County:

Page: 1

Examiner: 2

Status	Section	Bin Number	Bin Type	Base Point	Diameter or Bu/Ft (Irreg). Length	Width	Side wall	Add for Hopper	Ded. for Obst.	Effective Depth	Add for Peak	Depth for Capac.	Bushels per Foot	Base Pack%	Bushel Capacity with Pack
--------	---------	------------	----------	------------	---	-------	--------------	----------------------	----------------------	--------------------	--------------------	------------------------	------------------------	---------------	------------------------------

Facility: McVile**Section: S**

S	001	Peaked	Stein Seed Co- top of	14.500	0.000	0.000	15.00	2.20	0.00	17.200	0.900	18.1	132.7	5.50	2,534
S	002	Peaked	Stein Seed Co- top of	14.500	0.000	0.000	15.00	2.20	0.00	17.200	0.900	18.1	132.7	5.50	2,534
S	005	Peaked	Stein Seed Co- top of	14.500	0.000	0.000	15.00	2.20	0.00	17.200	0.900	18.1	132.7	5.50	2,534
S	006	Peaked	Stein Seed Co- top of	14.500	0.000	0.000	15.00	2.20	0.00	17.200	0.900	18.1	132.7	5.50	2,534
S	007	Peaked	Stein Seed Co- top of	16.000	0.000	0.000	25.00	2.30	0.00	27.300	1.000	28.3	161.6	5.80	4,838
S	008	Peaked	Stein Seed Co- top of	16.000	0.000	0.000	25.00	2.30	0.00	27.300	1.000	28.3	161.6	5.80	4,838
S	009	Peaked	Stein Seed Co- top of	16.000	0.000	0.000	25.00	2.30	0.00	27.300	1.000	28.3	161.6	5.80	4,838
S	010	Peaked	Stein Seed Co- top of	16.000	0.000	0.000	25.00	2.30	0.00	27.300	1.000	28.3	161.6	5.80	4,838
S	011	Peaked	Stein Seed Co- top of	16.000	0.000	0.000	25.00	2.30	0.00	27.300	1.000	28.3	161.6	5.80	4,838
S	012	Peaked	Stein Seed Co- top of	16.000	0.000	0.000	25.00	2.30	0.00	27.300	1.000	28.3	161.6	5.80	4,838
S	013	Peaked	Stein Seed Co- top of	12.500	0.000	0.000	15.00	1.80	0.00	16.800	0.800	17.6	98.6	5.00	1,822
S	014	Peaked	Stein Seed Co- top of	12.500	0.000	0.000	15.00	1.80	0.00	16.800	0.800	17.6	98.6	5.00	1,822
S	015	Peaked	Stein Seed Co- top of	12.500	0.000	0.000	15.00	1.80	0.00	16.800	0.800	17.6	98.6	5.00	1,822
S	016	Peaked	Stein Seed Co- top of	12.500	0.000	0.000	15.00	1.80	0.00	16.800	0.800	17.6	98.6	5.00	1,822
S	017	Peaked	Stein Seed Co- top of	16.000	0.000	0.000	25.00	2.30	0.00	27.300	1.000	28.3	161.6	5.80	4,838
S	018	Peaked	Stein Seed Co- top of	16.000	0.000	0.000	25.00	2.30	0.00	27.300	1.000	28.3	161.6	5.80	4,838
S	019	Peaked	Stein Seed Co- top of	16.000	0.000	0.000	25.00	2.30	0.00	27.300	1.000	28.3	161.6	5.80	4,838
S	020	Peaked	Stein Seed Co- top of	16.000	0.000	0.000	25.00	2.30	0.00	27.300	1.000	28.3	161.6	5.80	4,838

Bin count: 18

Facility: McVile Section: S Total: 65,804

To Even: 66,000