


507 South Main
Dickinson, ND 58601
701-483-4000
Fax 701-483-0001
1-888-225-5282
www.ctctel.com



Consolidated
Reach the World, from here.

June 10, 2016



North Dakota Public Service Commission
Darrell Nitschke, Executive Secretary
600 E. Boulevard, Dept. 408
Bismarck, ND 58505-0480

*Consolidated
Telcom*

Dear Mr. Nitschke,

*Consolidated
Enterprises, Inc.*

According to Sections 54.304(d)(1) and 51.917(d)(vii) of the FCC rules, Consolidated Telcom hereby provides the attached documents (certifications and data supporting its CAF, ICC, and ARC filings) which must be filed with the state commission. These documents will be filed with the FCC in conjunction with the NECA annual interstate access tariff filing which will be made on Monday June 16th, 2016.

*Consolidated
Communications
Corporation*

We request these documents receive confidential treatment. Please confirm that these documents will be treated as confidential.

*Consolidated
Cable Vision, Inc.*

Attached are the documents as required per the above.

*Consolidated
Communications
Networks, Inc.*

Please feel free to contact me if you have any questions.

Sincerely,

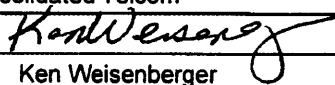


Ken Weisenberger
Chief Financial Officer

Rate Floor Template


Certification of Officer as to the Accuracy of the Data Reported for the Rate Floor Data

I certify that I am an officer of the reporting carrier; my responsibilities include ensuring the accuracy of the actual rate floor data reported ; and, to the best of my knowledge, the information reported on this form is accurate.

Name of Reporting Carrier				Consolidated Telcom			
Signature of authorized officer				Date		06/06/2016	
Printed name of authorized officer		Ken Weisenberger					
Title or position of authorized officer		Chief Financial Officer					
Telephone number of authorized officer: (701) 483-7376 ext.							
Study Area Code of Reporting Carrier		381607		Filing Due Date for this form (mm/dd/yyyy)		07/01/2016	

Rate Floor Data

TO BE COMPLETED BY THE REPORTING CARRIER, IF AN AGENT IS FILING RATE FLOOR DATA ON THE CARRIER'S BEHALF:

<p>Certification of Officer to Authorize an Agent to File Rate Floor Data on Behalf of Reporting Carrier</p> <p>I certify that <u>National Exchange Carrier Association (NECA)</u> is authorized to submit the information reported on behalf of the reporting carrier. I also certify that I am an officer of the reporting carrier; my responsibilities include ensuring the accuracy of the actual rate floor data provided to the authorized agent; and, to the best of my knowledge, the actual rate floor data provided to the authorized agent is accurate.</p> <p>I certify that I am authorized to submit the information reported on this form on behalf of the reporting carrier; that I have provided the information reported herein based on data provided by the reporting carrier; and to the best of my knowledge the information reported herein is accurate.</p>			
Name of Authorized Agent <u>National Exchange Carrier Association (NECA)</u>			
Name of Reporting Carrier <u>Consolidated Telcom</u>			
Signature of authorized officer 			Date <u>06/06/2016</u>
Printed name of authorized officer <u>Ken Weisenberger</u>			
Title or position of authorized officer <u>Chief Financial Officer</u>			
Telephone number of authorized officer: <u>(701) 483-7376</u> ext.			
Study Area Code of Reporting Carrier	<u>381607</u>	Filing Due Date for this form (mm/dd/yyyy)	<u>07/01/2016</u>



2016 CAF ICC Data Collection

[NECA Home](#)
[NECA Data Collections](#)
[Contact Us](#)
[CAF ICC - Instructions & Documents](#)
[Paper Certification Tracking](#)
[Logout](#)
 Logged in User: Becky Wilds

[Home](#)
[Select Company](#)
[Main Page](#)
[Study Area Data Input Menu](#)
▶ [CAF & ARC Output](#)
▶ [E-Certification](#)
▶

Study Area: CONSOLIDATED TELCOM (ID: 381607)

Access Recovery Charges

Recalculate ARC Rates & CAF Support revenues

[Test Period 2016-2017 Pre-True-up View](#)
[Test Period 2016-17 Post-True-Up \(Filing\) View](#)

Test Period 2016-2017 Post True-Up (Filing) View

Exchange/Zone Name	Residential Lines excluding Lifelines	Residential ARC	Residential ARC Revenue	SLB Lines	SLB ARC	SLB ARC Revenue	MLB Lines	MLB ARC	MLB ARC Revenue	Total ARC Revenue
Amidon	89	\$0.00	\$0.00							
Bowman	760	\$0.00	\$0.00							
Dodge	68	\$0.26	\$212.16							
Dunn Center	141	\$0.00	\$0.00							
Grassy Butte	206	\$0.00	\$0.00							
Halliday	238	\$0.56	\$1,599.36							
Hettinger	660	\$1.05	\$8,316.00							
Killdeer	379	\$0.00	\$0.00							
Manning	110	\$0.00	\$0.00							
Mott	522	\$1.05	\$6,577.20							
N Ladd	50	\$0.00	\$0.00							
N Scranton	307	\$0.00	\$0.00							
New England	415	\$0.00	\$0.00							
Reeder	180	\$0.00	\$0.00							
Regent	187	\$0.00	\$0.00							
Rhame	377	\$0.00	\$0.00							
Richardton	508	\$0.00	\$0.00							
S Hettinger	91	\$0.69	\$753.48							
S Ladd	55	\$0.00	\$0.00							
S reeder	67	\$0.00	\$0.00							
S Scranton	27	\$0.00	\$0.00							
South Heart	297	\$0.00	\$0.00							
Study Area Summary	5734		\$17,458.20	326	\$2.50	\$9,780.00	1625	\$3.00	\$58,500.00	\$85,738.20



2016 CAF ICC Data Collection

NECA Home NECA Data Collections Contact Us CAF ICC - Instructions & Documents Paper Certification Tracking Logout
 Logged in User: Patricia Hoyt

Home Select Company Main Page Study Area Data Input Menu > CAF & ARC Output > E-Certification >

Study Area: CONSOLIDATED TELCOM (ID: 381607)

Intrastate Revenues (FCC TRP exhibit)

Option 1: View TRP Output in Excel

Option 2: Download TRP Data in Excel

Intrastate Revenues

Test Year 2016-2017 Expected Maximum Intrastate Revenue: \$0.00

Col D --	Col E --	Col F --	Col G --	Col H --	Col I --	Col J -- H*I	Col K --	Col L --	Col M -- [(L/K)^(12/21)-1]*100	Col N -- H*L
Rate Element Description	Unit of Demand	7/1/2016 Interstate Rate	Test Year 2015-2016 Current Intrastate Rate	7/1/2016 Proposed Intrastate Rate	FY 2011 Intrastate Units: Terminating for Non-Dedicated or Originating and Terminating for Dedicated Elements	Intrastate Price-out with 7/1/2016 proposed intrastate rate and FY2011 Demand	FY 2015 Intrastate Units: Terminating for Non-Dedicated and total for Dedicated Elements	Test Year 2016-2017 Forecasted Intrastate Units	Intrastate Units Growth Rate %	TY 2016-17 Forecasted Intrastate Revenue
Terminating End Office Access Service	MOU	\$0.00500000	\$0.01397500	\$0.00500000	5,817,621.00	\$29,088.11	0.00	0.00	0.00%	\$0.00
Terminating End Office Access Service, Premium, per access minute										
Terminating End Office Access Service	MOU	\$0.00500000	\$0.00812200	\$0.00500000	0.00	\$0.00	0.00	0.00	0.00%	\$0.00
Terminating End Office, Non-Premium, per access minute										
Entrance Facility, Per Termination Voice Grade Two Wire	Termination	\$81.97	\$0.00000000	\$0.00000000	0.00	\$0.00	0.00	0.00	0.00%	\$0.00
Entrance Facility, Per Termination Voice Grade Four Wire	Termination	\$131.17	\$0.00000000	\$0.00000000	0.00	\$0.00	0.00	0.00	0.00%	\$0.00
Entrance Facility, Per Termination High Capacity DS1	Termination	\$399.62	\$0.00000000	\$0.00000000	0.00	\$0.00	0.00	0.00	0.00%	\$0.00
Entrance Facility, Per Termination High Capacity DS3	Termination	\$3,648.81	\$0.00000000	\$0.00000000	0.00	\$0.00	0.00	0.00	0.00%	\$0.00
Entrance Facility, Per Termination Synchronous Optical Channel OC3	Termination	\$3,720.70	\$0.00000000	\$0.00000000	0.00	\$0.00	0.00	0.00	0.00%	\$0.00
Entrance Facility, Per Termination Synchronous Optical Channel OC12	Termination	\$3,972.50	\$0.00000000	\$0.00000000	0.00	\$0.00	0.00	0.00	0.00%	\$0.00
Entrance Facility, Per Termination ESALT 2 Mbps	Circuit	\$707.80	\$0.00000000	\$0.00000000	0.00	\$0.00	0.00	0.00	0.00%	\$0.00
Entrance Facility, Per Termination ESALT 10 Mbps	Circuit	\$762.87	\$0.00000000	\$0.00000000	0.00	\$0.00	0.00	0.00	0.00%	\$0.00
Entrance Facility, Per Termination ESALT 50 Mbps	Circuit	\$988.35	\$0.00000000	\$0.00000000	0.00	\$0.00	0.00	0.00	0.00%	\$0.00
Direct Trunked Transport Facility/ Mile Voice Grade - Two Wire & Four Wire	Mile	\$5.83	\$5.80	\$5.83	0.00	\$0.00	0.00	0.00	0.00%	\$0.00

Direct Trunked Transport Facility/ Mile High Capacity DS1	Mile	\$27.38	\$27.22	\$27.38	384.19	\$10,519.12	0.00	0.00	0.00%	\$0.00
Direct Trunked Transport Facility/ Mile High Capacity DS3	Mile	\$238.50	\$237.10	\$238.50	0.00	\$0.00	0.00	0.00	0.00%	\$0.00
Direct Trunked Transport Facility/ Mile Synchronous Optical Channel OC3	Mile	\$255.30	\$253.81	\$255.30	0.00	\$0.00	0.00	0.00	0.00%	\$0.00
Direct Trunked Transport Facility/ Mile Synchronous Optical Channel OC12	Mile	\$320.45	\$318.57	\$320.45	0.00	\$0.00	0.00	0.00	0.00%	\$0.00
Direct Trunked Transport Facility/ Mile ESALT 2 Mbps DTF-E1	Circuit Miles	\$80.64	\$0.00000000	\$0.00000000	0.00	\$0.00	0.00	0.00	0.00%	\$0.00
Direct Trunked Transport Facility/ Mile ESALT 2 Mbps DTF-E2	Circuit Miles	\$53.77	\$0.00000000	\$0.00000000	0.00	\$0.00	0.00	0.00	0.00%	\$0.00
Direct Trunked Transport Facility/ Mile ESALT 2 Mbps DTF-E3	Circuit Miles	\$80.06	\$0.00000000	\$0.00000000	0.00	\$0.00	0.00	0.00	0.00%	\$0.00
Direct Trunked Transport Facility/ Mile ESALT 2 Mbps DTF-E4	Circuit Miles	\$134.07	\$0.00000000	\$0.00000000	0.00	\$0.00	0.00	0.00	0.00%	\$0.00
Direct Trunked Transport Facility/ Mile ESALT 10 Mbps DTF-E1	Circuit Miles	\$204.47	\$0.00000000	\$0.00000000	0.00	\$0.00	0.00	0.00	0.00%	\$0.00
Direct Trunked Transport Facility/ Mile ESALT 10 Mbps DTF-E2	Circuit Miles	\$122.70	\$0.00000000	\$0.00000000	0.00	\$0.00	0.00	0.00	0.00%	\$0.00
Direct Trunked Transport Facility/ Mile ESALT 10 Mbps DTF-E3	Circuit Miles	\$201.53	\$0.00000000	\$0.00000000	0.00	\$0.00	0.00	0.00	0.00%	\$0.00
Direct Trunked Transport Facility/ Mile ESALT 10 Mbps DTF-E4	Circuit Miles	\$413.36	\$0.00000000	\$0.00000000	0.00	\$0.00	0.00	0.00	0.00%	\$0.00
Direct Trunked Transport Facility/ Mile ESALT 50 Mbps DTF-E1	Circuit Miles	\$572.54	\$0.00000000	\$0.00000000	0.00	\$0.00	0.00	0.00	0.00%	\$0.00
Direct Trunked Transport Facility/ Mile ESALT 50 Mbps DTF-E2	Circuit Miles	\$381.72	\$0.00000000	\$0.00000000	0.00	\$0.00	0.00	0.00	0.00%	\$0.00
Direct Trunked Transport Facility/ Mile ESALT 50 Mbps DTF-E3	Circuit Miles	\$658.19	\$0.00000000	\$0.00000000	0.00	\$0.00	0.00	0.00	0.00%	\$0.00
Direct Trunked Transport Facility/ Mile ESALT 50 Mbps DTF-E4	Circuit Miles	\$1,173.02	\$0.00000000	\$0.00000000	0.00	\$0.00	0.00	0.00	0.00%	\$0.00
Direct Trunked Transport Facility/Termination Voice Grade - Two Wire & Four Wire	Termination	\$58.68	\$58.34	\$58.68	0.00	\$0.00	0.00	0.00	0.00%	\$0.00
Direct Trunked Transport Facility/Termination High Capacity DS1	Termination	\$142.05	\$141.22	\$142.05	17.40	\$2,471.67	0.00	0.00	0.00%	\$0.00
Direct Trunked Transport Facility/Termination High Capacity DS3	Termination	\$912.18	\$906.84	\$912.18	0.00	\$0.00	0.00	0.00	0.00%	\$0.00
Direct Trunked Transport										

Facility/Termination Synchronous Optical Channel OC3	Termination	\$949.77	\$944.21	\$949.77	0.00	\$0.00	0.00	0.00	0.00%	\$0.00
Direct Trunked Transport Facility/Termination Synchronous Optical Channel OC12	Termination	\$2,067.95	\$2,055.84	\$2,067.95	0.00	\$0.00	0.00	0.00	0.00%	\$0.00
Direct Trunked Transport Facility/Termination ESALT 2 Mbps	Circuit terms	\$188.17	\$0.00000000	\$0.00000000	0.00	\$0.00	0.00	0.00	0.00%	\$0.00
Direct Trunked Transport Facility/Termination ESALT 10 Mbps	Circuit terms	\$230.05	\$0.00000000	\$0.00000000	0.00	\$0.00	0.00	0.00	0.00%	\$0.00
Direct Trunked Transport Facility/Termination ESALT 50 Mbps	Circuit terms	\$281.16	\$0.00000000	\$0.00000000	0.00	\$0.00	0.00	0.00	0.00%	\$0.00
Multiplexing, Per Arrangement DS3 to DS1	Termination	\$832.26	\$827.39	\$832.26	0.00	\$0.00	0.00	0.00	0.00%	\$0.00
Multiplexing, Per Arrangement DS1 to Voice	Termination	\$321.33	\$319.45	\$321.33	0.00	\$0.00	0.00	0.00	0.00%	\$0.00
Customer Node Per Node OC3 155.52 Mbps	Port	\$863.96	\$0.00000000	\$0.00000000	0.00	\$0.00	0.00	0.00	0.00%	\$0.00
Customer Node Per Node OC12 622.08 Mbps	Port	\$2,495.90	\$0.00000000	\$0.00000000	0.00	\$0.00	0.00	0.00	0.00%	\$0.00
Customer Premises Port, Per Port OC3 155.52 Mbps	Port	\$283.48	\$0.00000000	\$0.00000000	0.00	\$0.00	0.00	0.00	0.00%	\$0.00
Customer Premises Port, Per Port STS-1 51.84 Mbps	Port	\$340.37	\$0.00000000	\$0.00000000	0.00	\$0.00	0.00	0.00	0.00%	\$0.00
Customer Premises Port, Per Port DS3 44.736 Mbps	Port	\$340.37	\$0.00000000	\$0.00000000	0.00	\$0.00	0.00	0.00	0.00%	\$0.00
Customer Premises Port, Per Port DS1 1.544 Mbps	Port	\$87.24	\$0.00000000	\$0.00000000	0.00	\$0.00	0.00	0.00	0.00%	\$0.00
Add/Drop Multiplexing Central Office Port, Per Port DS1 1.544 Mbps	Port	\$69.80	\$0.00000000	\$0.00000000	0.00	\$0.00	0.00	0.00	0.00%	\$0.00
Add/Drop Multiplexing Central Office Port, Per Port OC3 155.52 Mbps	Port	\$283.48	\$0.00000000	\$0.00000000	0.00	\$0.00	0.00	0.00	0.00%	\$0.00
Add/Drop Multiplexing Central Office Port, Per Port DS3 44.736 Mbps	Port	\$174.53	\$0.00000000	\$0.00000000	0.00	\$0.00	0.00	0.00	0.00%	\$0.00
Network Blocking, Per Blocked Call Network Blocking, Per Blocked Call, Applies to FGD only	Call	\$0.01650000	\$0.00000000	\$0.00000000	0.00	\$0.00	0.00	0.00	0.00%	\$0.00
ESALT Real Time CoS/QoS, Per ESALT DTF-E1 Facility ESALT 2 Mbps	Facility	\$15.40	\$0.00000000	\$0.00000000	0.00	\$0.00	0.00	0.00	0.00%	\$0.00
ESALT Real Time CoS/QoS, Per ESALT DTF-E1 Facility ESALT 10 Mbps	Facility	\$77.01	\$0.00000000	\$0.00000000	0.00	\$0.00	0.00	0.00	0.00%	\$0.00
ESALT Real Time CoS/QoS, Per ESALT DTF-E1 Facility ESALT 50 Mbps	Facility	\$239.62	\$0.00000000	\$0.00000000	0.00	\$0.00	0.00	0.00	0.00%	\$0.00
ESALT Entrance Facility Protection,										

Per ESALT Entrance Facility ESALT 2 Mbps	Circuit	\$285.85	\$0.00000000	\$0.00000000	0.00	\$0.00	0.00	0.00	0.00%	\$0.00
ESALT Entrance Facility Protection, Per ESALT Entrance Facility ESALT 10 Mbps	Circuit	\$285.85	\$0.00000000	\$0.00000000	0.00	\$0.00	0.00	0.00	0.00%	\$0.00
ESALT Entrance Facility Protection, Per ESALT Entrance Facility ESALT 50 Mbps	Circuit	\$285.85	\$0.00000000	\$0.00000000	0.00	\$0.00	0.00	0.00	0.00%	\$0.00
Common Channel Signaling Network Connection Signaling Mileage Facility, Per Mile	Mile	\$7.87	\$0.00000000	\$0.00000000	0.00	\$0.00	0.00	0.00	0.00%	\$0.00
Common Channel Signaling Network Connection Signaling Mileage Termination, Per Termination	Termination	\$78.99	\$0.00000000	\$0.00000000	0.00	\$0.00	0.00	0.00	0.00%	\$0.00
Common Channel Signaling Network Connection Signaling Entrance Facility, Per Facility	Facility	\$151.29	\$0.00000000	\$0.00000000	0.00	\$0.00	0.00	0.00	0.00%	\$0.00
Common Channel Signaling Network Connection STP Port, Per Port	Port	\$779.59	\$0.00000000	\$0.00000000	0.00	\$0.00	0.00	0.00	0.00%	\$0.00
Terminating Tandem Switched Transport Terminating Tandem Switched Transport Facility	Minutes / Mile	\$0.00020200	\$0.00020100	\$0.00020200	429,220,497.00	\$86,702.54	0.00	0.00	0.00%	\$0.00
Terminating Tandem Switched Transport Terminating Tandem Switched Termination	Minutes	\$0.00105300	\$0.00104700	\$0.00105300	15,732,472.00	\$16,566.29	0.00	0.00	0.00%	\$0.00
Terminating Tandem Switched Transport Terminating Tandem Switching	Minutes	\$0.00265500	\$0.00263900	\$0.00265500	0.00	\$0.00	0.00	0.00	0.00%	\$0.00
Nonrecurring Charges Voice Grade Two Wire	Facility	\$483.86	\$0.00000000	\$0.00000000	0.00	\$0.00	0.00	0.00	0.00%	\$0.00
Nonrecurring Charges Voice Grade Four Wire	Facility	\$483.86	\$0.00000000	\$0.00000000	0.00	\$0.00	0.00	0.00	0.00%	\$0.00
Nonrecurring Charges High Capacity DS1	Facility	\$354.84	\$0.00000000	\$0.00000000	0.00	\$0.00	0.00	0.00	0.00%	\$0.00
Nonrecurring Charges High Capacity DS3	Facility	\$478.49	\$0.00000000	\$0.00000000	0.00	\$0.00	0.00	0.00	0.00%	\$0.00
Nonrecurring Charges Synchronous Optical Channel OC3	Facility	\$387.09	\$0.00000000	\$0.00000000	0.00	\$0.00	0.00	0.00	0.00%	\$0.00
Nonrecurring Charges Synchronous Optical Channel OC12	Facility	\$387.09	\$0.00000000	\$0.00000000	0.00	\$0.00	0.00	0.00	0.00%	\$0.00
Nonrecurring Charges Interim NXX Translation, Per Order	Order	\$236.56	\$0.00000000	\$0.00000000	0.00	\$0.00	0.00	0.00	0.00%	\$0.00
Nonrecurring Charges FGC and FGD Conversion of Multifrequency Address Signaling										

to SS7 Signaling or SS7 Signaling to Multifrequency Address Signaling, per 24 trunks converted or fraction thereof on a per order basis	Order	\$475.25	\$0.00000000	\$0.00000000	0.00	\$0.00	0.00	0.00	0.00%	\$0.00
Nonrecurrent Charges Trunk Activation, per 24 trunks activated or fraction thereof on a per order basis	Order	\$493.53	\$0.00000000	\$0.00000000	0.00	\$0.00	0.00	0.00	0.00%	\$0.00
Nonrecurrent Charges Flexible Automatic Number Identification (Flex ANI), per End Office, per CIC	End Office	\$0.00000000	\$0.00000000	\$0.00000000	0.00	\$0.00	0.00	0.00	0.00%	\$0.00
Nonrecurrent Charges ESALT 2 Mbps	Facility	\$573.45	\$0.00000000	\$0.00000000	0.00	\$0.00	0.00	0.00	0.00%	\$0.00
Nonrecurrent Charges ESALT 10 Mbps	Facility	\$573.45	\$0.00000000	\$0.00000000	0.00	\$0.00	0.00	0.00	0.00%	\$0.00
Nonrecurrent Charges ESALT 50 Mbps	Facility	\$573.45	\$0.00000000	\$0.00000000	0.00	\$0.00	0.00	0.00	0.00%	\$0.00
Nonrecurrent Charges ESALT Direct Trunked Termination, per ESALT Direct Trunked Termination installed	Order	\$377.81	\$0.00000000	\$0.00000000	0.00	\$0.00	0.00	0.00	0.00%	\$0.00
Nonrecurrent Charges ESALT Entrance Facility Protection, per ESALT Entrance Facility	Facility	\$579.65	\$0.00000000	\$0.00000000	0.00	\$0.00	0.00	0.00	0.00%	\$0.00
						\$145,347.73				\$0.00

RATE FLOOR DATA COLLECTION - OMB Control Number 3060-0986

Block 1 - Contact Information

ROW #	DATA ELEMENT	FORMAT OF REQUESTED DATA	RESPONSE
1	Carrier Study Area Code	6 numeric digits	381607
2	Carrier Study Area Name	alpha characters	CONSOLIDATED TELCOM
3	Service Provider Identification Number	9 numeric digits	143002202
4	Residential Local Service Charge Effective Date	mm/dd/yy	07/01/16
5	Contact Name	alpha characters	Weisenberger, Ken W
6	Contact Telephone Number (include area code)	9 numeric digits	701-483-7376
7	Sheet Number	numeric digit(s)	
8	Total Number of Sheets	numeric digit(s)	

Block 2 - Residential Local Service Rates, Fees, and Line Counts

	Column 1 Residential Local Service Charge	Column 2 State Subscriber Line Charge	Column 3 State Universal Service Fee	Column 4 Mandatory Extended Area Service Charge	Column 5 Loops	Column 6 Exchange Name/ Zone Name	Column 7 Class Of Service
9	21.00	0.00	0.00	0.90	399	Holiday	RES
10	21.00	0.00	0.00	0.41	745	Hettinger	RES
11	21.00	0.00	0.00	0.41	508	Mott	RES



2016 CAF ICC Data Collection

[NECA Home](#)
[NECA Data Collections](#)
[Contact Us](#)
[CAF ICC - Instructions & Documents](#)
[Paper Certification Tracking](#)
[Logout](#)

Logged in User: Becky Wilds

[Home](#)
[Select Company](#)
[Main Page](#)
[Study Area Data Input Menu](#)
▶ [CAF & ARC Output](#)
▶ [E-Certification](#)
▶

Study Area: CONSOLIDATED TELCOM (ID: 381607)

Study Area USAC Reports

[[View Printer-friendly report](#)]

2016 USAC Data Report (Test Period 2016-2017) ▼

CONNECT AMERICA FUND

(Preliminary) Data to be provided to USAC/FCC in June 2016 for CAF ICC Purposes

Current Settlement Type: Cost

Test Period 7/1/16-6/30/17 Post True-up (Filing) View

Rate-of-Return (ROR) Carrier Revenue Requirement		
1	2011 Interstate Switched Access Revenue Requirement	\$1,270,586
2	FY 2011 Intrastate Terminating Switched Access Revenues	\$743,083
3	FY 2011 Net Reciprocal Compensation Revenues	\$74,072
4	2011 ROR Carrier Base Period Revenue (Line 1 + Line 2 + Line 3)	\$2,087,741
5	ROR Carrier Baseline Adjustment Factor (0.95 ^ 5)	0.773781
6	ROR Carrier Revenue Requirement (Line 4 x Line 5)	\$1,615,454
7	Pool Administration Expenses	\$42,745
8	Total ROR Carrier Revenue Requirement (Line 6 + Line 7)	\$1,658,200
Revenues from Reformed Inter-carrier Compensation (ICC) Rates		
9	Interstate Switched Access Revenues	\$577,002
10	Interstate Allocated Switched Access Revenues#	\$370,577
11	Transitional Intrastate Access Service Revenues	\$79,463
12	Net Transitional Reciprocal Compensation Revenues	\$0
13	Total ICC Revenue (Line 10 + Line 11 + Line 12)	\$450,040
Eligible Recovery		
14	TRS Increment	\$2,914
15	Regulatory Fees Increment	\$0
16	NANPA Increment	\$0
17	Interstate Local Switching Support for Price Cap Affiliates	\$0
18	Adjustment for Double Recovery or Corrections	\$0
19	Test Period 14/15 Trueup - Net Impact on Total Eligible Recovery	\$63,689
20	Eligible Recovery (Line 8 - Line 13) + (Line 14 + Line 15 + Line 16 + Line 18 + Line 19) - (Line 17)	\$1,274,763
Revenues from Access Recovery Charges (ARC)		
21	Residential ARC Revenues	\$17,458
22	Single Line Business ARC Revenues	\$9,780
23	Multi-Line Business ARC Revenues	\$58,500
24	Total ARC Revenues (Line 21 + Line 22 + Line 23)	\$85,738
Connect America Fund (CAF) ICC Support**		
25	Connect America Fund (CAF) ICC Support (Line 20 - Line 24)	\$1,189,025

NOTES:

#Per FCC Designation Order, calculated as (Sum of Line 9 for all TS pool participants) * (Line 1 / Sum of Line 1 for all TS pool participants)

**NECA estimate provided for informational purposes only - actual to be calculated by USAC.

TO BE COMPLETED BY AN OFFICER OF THE REPORTING CARRIER

Certification of Officer for Rate-of-Return Carrier Eligibility for CAF/ICC Recovery

I certify that I am an officer of the reporting carrier and that, to the best of my knowledge, the reporting carrier on this form certifies that it has complied with Eligible Recovery §51.917(d) and Access Recovery Charge §51.917(e) and is eligible to receive the CAF ICC support requested pursuant to §51.917(f).

Name of Reporting Carrier				Consolidated Telcom	
Signature of authorized officer		<i>Bill Schaller</i>		Date	5/25/16
Printed name of authorized officer		Bill Schaller			
Title or position of authorized officer		President			
Telephone number of authorized officer:		(701) 483-4000 ext.			
Study Area Code of Reporting Carrier		381607	Filing Due Date for this form (mm/dd/yyyy)	6/16/2016	
Persons willfully making false statements on this form can be punished by fine or forfeiture under the Communications Act of 1934, 47 U.S.C. §§ 502, 503(b), or fine or imprisonment under Title 18 of the United States Code, 18 U.S.C. § 1001.					

TO BE COMPLETED BY AN OFFICER OF THE REPORTING CARRIER

Certification of Officer for Rate-of-Return Carrier Not Seeking Duplicative Recovery

I certify that I am an officer of the reporting carrier and that, to the best of my knowledge, this reporting carrier is not seeking duplicative recovery in the state jurisdiction for any Eligible Recovery subject to the recovery mechanism as per 51.917(d)(vii).

Name of Reporting Carrier				Consolidated Telcom	
Signature of authorized officer		<i>Bill Schaller</i>		Date	5/25/16
Printed name of authorized officer		Bill Schaller			
Title or position of authorized officer		President			
Telephone number of authorized officer: (701) 483-4000					
Study Area Code of Reporting Carrier		381607	Filing Due Date for this form (mm/dd/yyyy)	6/16/2016	
Persons willfully making false statements on this form can be punished by fine or forfeiture under the Communications Act of 1934, 47 U.S.C. §§ 502, 503(b), or fine or imprisonment under Title 18 of the United States Code, 18 U.S.C. § 1001.					

TO BE COMPLETED BY THE REPORTING CARRIER,

Certification of Officer as to the Accuracy of the CAF ICC Data Reported

I certify that I am an officer of the reporting carrier; my responsibilities include ensuring the accuracy of the actual data reported; and, to the best of my knowledge, the information reported on this form is accurate.

Name of Reporting Carrier				Consolidated Telcom	
Signature of Authorized Officer			<i>Bill Schaller</i>		
Date				05/25/16	
Printed name of Authorized Officer				Bill Schaller	
Title or position of Authorized Officer				President	
Telephone number of Authorized Officer:				(701) 483-4000, ext.	
Study Area Code of Reporting Carrier		381607	Filing Due Date for this form (mm/dd/yyyy)	6/16/2016	

Persons willfully making false statements on this form can be punished by fine or forfeiture under the Communications Act of 1934, 47 U.S.C. §§ 502, 503(b), or fine or imprisonment under Title 18 of the United States Code, 18 U.S.C. § 1001.

TO BE COMPLETED BY THE REPORTING CARRIER, IF AN AGENT IS FILING DATA ON THE CARRIER'S BEHALF:

Certification of Officer to Authorize an Agent to File Data Reported on Behalf of Reporting Carrier

I certify that (Name of Agent) National Exchange Carrier Association, Inc. (NECA) is authorized to submit the information reported on behalf of the reporting carrier. I also certify that I am an officer of the reporting carrier; my responsibilities include ensuring the accuracy of the data provided to the Authorized Agent; and, to the best of my knowledge, the actual data provided to the Authorized Agent are accurate.

Name of Authorized Agent National Exchange Carrier Association, Inc. (NECA)

Name of Reporting Carrier Consolidated Telcom

Signature of Authorized Officer Bill Schaller Date 5/25/16

Printed name of Authorized Officer Bill Schaller

Title or position of Authorized Officer President

Telephone number of Authorized Officer: (701) 483-4000 ext

Study Area Code of Reporting Carrier	<u>381607</u>	Filing Due Date for this form (mm/dd/yyyy)	<u>6/16/2016</u>
--------------------------------------	---------------	--	------------------

Persons willfully making false statements on this form can be punished by fine or forfeiture under the Communications Act of 1934, 47 U.S.C. §§ 502, 503(b), or fine or imprisonment under Title 18 of the United States Code, 18 U.S.C. § 1001.