

June 13, 2016

North Dakota Public Service Commission
Mr. Darrell Nitschke, Executive Secretary
600 E. Boulevard, Dept. 408
Bismarck, ND 58505-0480

RE: 2016 CAF ICC Data and Local Rate Data Collections

Mr. Nitschke:

We hereby submit the enclosed Local Rate Floor Data, Intrastate TRP, USAC Report with the CAF/ICC Post True-Up Amount and Post True-Up Access Recovery Charge (ARC) Report, and the associated certifications that were submitted to NECA. Information is being submitted on behalf of the following telecommunications companies:

Polar Communications Mutual Aid Corp	381630
Polar Communications Mutual Aid Corp	381614
Wolverton Telephone Company	381509

If you have any questions please contact me at sflanders@polartel.com or 701-284-4343. Thank you.

Sincerely,

Shari Flanders

Enclosures

2 **PU-16-50** Filed: 6/13/2016 Pages: 30
Copy of FCC 47CFR Section 54.304 CAF ICC Annual
Support Data

Wolverton Telephone Company

Shari Flanders

PO Box 270
110 4th Street East
Park River, ND 58270
701.284.7221
www.thinkpolar.com



POLAR



2016 CAF ICC Data Collection

[NECA Home](#)
[NECA Data Collections](#)
[Contact Us](#)
[CAF ICC - Instructions & Documents](#)
[Paper Certification Tracking](#)
[Logout](#)

Logged in User: Becky Wilds

[Home](#)
[Select Company](#)
[Main Page](#)
[Study Area Data Input Menu](#)
▶ [CAF & ARC Output](#)
▶ [E-Certification](#)
▶

Study Area: POLAR COMM MUT AID (ID: 381630)
Holding Company: POLAR COMM. MUTUAL AID (ID: 200000267)

Access Recovery Charges

Recalculate ARC Rates & CAF Support revenues

[Test Period 2016-2017 Pre-True-up View](#)
[Test Period 2016-17 Post-True-Up \(Filing\) View](#)

Test Period 2016-2017 Post True-Up (Filing) View

Exchange/Zone Name	Residential Lines excluding Lifelines	Residential ARC	Residential ARC Revenue	SLB Lines	SLB ARC	SLB ARC Revenue	MLB Lines	MLB ARC	MLB ARC Revenue	Total ARC Revenue
Aneta	131	\$2.50	\$3,930.00							
Arthur	147	\$2.50	\$4,410.00							
Brocket	75	\$2.50	\$2,250.00							
Cavalier	862	\$2.50	\$25,860.00							
Crystal	107	\$2.50	\$3,210.00							
Dahlen	33	\$2.50	\$990.00							
Drayton	238	\$2.50	\$7,140.00							
East Drayton	28	\$2.50	\$840.00							
Edinburg	275	\$2.50	\$8,250.00							
Fairdale	34	\$2.50	\$1,020.00							
Galesburg	106	\$2.50	\$3,180.00							
Hoople	152	\$2.50	\$4,560.00							
Hunter	125	\$2.50	\$3,750.00							
Inkster	55	\$2.50	\$1,650.00							
Lankin	64	\$2.50	\$1,920.00							
Michigan	137	\$2.50	\$4,110.00							
Neché	180	\$2.50	\$5,400.00							
Nekoma	37	\$2.50	\$1,110.00							
Niagara	114	\$2.50	\$3,420.00							
Park River	714	\$2.50	\$21,420.00							
Petersburg	90	\$2.50	\$2,700.00							
Saint Thomas	171	\$2.50	\$5,130.00							
Study Area Summary	3875		\$116,250.00	839	\$2.50	\$25,170.00	1215	\$3.00	\$43,740.00	\$185,160.00



2016 CAF ICC Data Collection

[NECA Home](#)
[NECA Data Collections](#)
[Contact Us](#)
[CAF ICC - Instructions & Documents](#)
[Paper Certification Tracking](#)
[Logout](#)

Logged in User: Becky Wilds

[Home](#)
[Select Company](#)
[Main Page](#)
[Study Area Data Input Menu](#)
▶ [CAF & ARC Output](#)
▶ [E-Certification](#)
▶

Study Area: POLAR COMM MUT AID (ID: 381630)
Holding Company: POLAR COMM. MUTUAL AID (ID: 20000267)

Study Area USAC Reports

[[View Printer-friendly report](#)]

2016 USAC Data Report (Test Period 2016-2017) ▼

CONNECT AMERICA FUND

(Preliminary) Data to be provided to USAC/FCC in June 2016 for CAF ICC Purposes

Current Settlement Type: Cost

Test Period 7/1/16-6/30/17 Post True-up (Filing) View

Rate-of-Return (ROR) Carrier Revenue Requirement		
1	2011 Interstate Switched Access Revenue Requirement	\$1,462,354
2	FY 2011 Intrastate Terminating Switched Access Revenues	\$503,148
3	FY 2011 Net Reciprocal Compensation Revenues	\$75,747
4	2011 ROR Carrier Base Period Revenue (Line 1 + Line 2 + Line 3)	\$2,041,249
5	ROR Carrier Baseline Adjustment Factor (0.95 ^ 5)	0.773781
6	ROR Carrier Revenue Requirement (Line 4 x Line 5)	\$1,579,480
7	Pool Administration Expenses	\$40,754
8	Total ROR Carrier Revenue Requirement (Line 6 + Line 7)	\$1,620,234
Revenues from Reformed Inter-carrier Compensation (ICC) Rates		
9	Interstate Switched Access Revenues	\$293,173
10	Interstate Allocated Switched Access Revenues#	\$426,508
11	Transitional Intrastate Access Service Revenues	\$13,239
12	Net Transitional Reciprocal Compensation Revenues	\$0
13	Total ICC Revenue (Line 10 + Line 11 + Line 12)	\$439,746
Eligible Recovery		
14	TRS Increment	\$0
15	Regulatory Fees Increment	\$0
16	NANPA Increment	\$0
17	Interstate Local Switching Support for Price Cap Affiliates	\$0
18	Adjustment for Double Recovery or Corrections	(\$124,787)
19	Test Period 14/15 Trueup - Net Impact on Total Eligible Recovery	\$71,037
20	Eligible Recovery (Line 8 - Line 13) + (Line 14 + Line 15 + Line 16 + Line 18 + Line 19) - (Line 17)	\$1,126,738
Revenues from Access Recovery Charges (ARC)		
21	Residential ARC Revenues	\$116,250
22	Single Line Business ARC Revenues	\$25,170
23	Multi-Line Business ARC Revenues	\$43,740
24	Total ARC Revenues (Line 21 + Line 22 + Line 23)	\$185,160
Connect America Fund (CAF) ICC Support**		
25	Connect America Fund (CAF) ICC Support (Line 20 - Line 24)	\$941,578

NOTES:

#Per FCC Designation Order, calculated as (Sum of Line 9 for all TS pool participants) * (Line 1 / Sum of Line 1 for all TS pool participants)

**NECA estimate provided for informational purposes only - actual to be calculated by USAC.



2016 CAF ICC Data Collection

NECA Home NECA Data Collections Contact Us CAF ICC - Instructions & Documents Paper Certification Tracking Logout

Logged in User: Patricia Hoyt



Home Select Company Main Page Study Area Data Input Menu > CAF & ARC Output > E-Certification >

Study Area: POLAR COMM MUT AID (ID: 381630)

Holding Company: POLAR COMM. MUTUAL AID (ID: 20000267)

Intrastate Revenues (FCC TRP exhibit)

Option 1: View TRP Output in Excel

Option 2: Download TRP Data in Excel

Intrastate Revenues

Test Year 2016-2017 Expected Maximum Intrastate Revenue: \$13,238.66

Col D --	Col E --	Col F --	Col G --	Col H --	Col I --	Col J -- H*1	Col K --	Col L --	Col M -- [(L/K)^(12/21)-1]*100	Col N -- H*L
Rate Element Description	Unit of Demand	7/1/2016 Interstate Rate	Test Year 2015-2016 Current Intrastate Rate	7/1/2016 Proposed Intrastate Rate	FY 2011 Intrastate Units: Terminating for Non-Dedicated or Originating and Terminating for Dedicated Elements	Intrastate Price-out with 7/1/2016 proposed intrastate rate and FY2011 Demand	FY 2015 Intrastate Units: Terminating for Non-Dedicated and total for Dedicated Elements	Test Year 2016-2017 Forecasted Intrastate Units	Intrastate Units Growth Rate %	TY 2016-17 Forecasted Intrastate Revenue
Terminating End Office Access Service	MOU	\$0.00500000	\$0.01696900	\$0.00500000	5,139,960.00	\$25,699.80	3,255,394.00	2,647,731.00	-11.14%	\$13,238.66
Terminating End Office Access Service, Premium, per access minute	MOU	\$0.00500000	\$0.00946900	\$0.00500000	0.00	\$0.00	0.00	0.00	0.00%	\$0.00
Entrance Facility, Per Termination Voice Grade Two Wire	Termination	\$81.97	\$80.32	\$80.32	0.00	\$0.00	0.00	0.00	0.00%	\$0.00
Entrance Facility, Per Termination Voice Grade Four Wire	Termination	\$131.17	\$128.53	\$128.53	0.00	\$0.00	0.00	0.00	0.00%	\$0.00
Entrance Facility, Per Termination High Capacity DS1	Termination	\$399.62	\$391.59	\$391.59	0.00	\$0.00	0.00	0.00	0.00%	\$0.00
Entrance Facility, Per Termination High Capacity DS3	Termination	\$3,648.81	\$3,575.45	\$3,575.45	0.00	\$0.00	0.00	0.00	0.00%	\$0.00
Entrance Facility, Per Termination Synchronous Optical Channel OC3	Termination	\$3,720.70	\$3,645.90	\$3,645.90	0.00	\$0.00	0.00	0.00	0.00%	\$0.00
Entrance Facility, Per Termination Synchronous Optical Channel OC12	Termination	\$3,972.50	\$3,892.64	\$3,892.64	0.00	\$0.00	0.00	0.00	0.00%	\$0.00
Entrance Facility, Per Termination ESALT 2 Mbps	Circuit	\$707.80	\$0.00000000	\$0.00000000	0.00	\$0.00	0.00	0.00	0.00%	\$0.00
Entrance Facility, Per Termination ESALT 10 Mbps	Circuit	\$762.87	\$0.00000000	\$0.00000000	0.00	\$0.00	0.00	0.00	0.00%	\$0.00
Entrance Facility, Per Termination ESALT 50 Mbps	Circuit	\$988.35	\$0.00000000	\$0.00000000	0.00	\$0.00	0.00	0.00	0.00%	\$0.00
Direct Trunked Transport Facility/ Mile Voice Grade - Two Wire & Four Wire	Mile	\$5.83	\$5.72	\$5.72	0.00	\$0.00	0.00	0.00	0.00%	\$0.00
Direct Trunked Transport Facility/ Mile High Capacity DS1	Mile	\$27.38	\$26.83	\$26.83	0.00	\$0.00	0.00	0.00	0.00%	\$0.00

Direct Trunked Transport Facility/ Mile High Capacity DS3	Mile	\$238.50	\$233.70	\$233.70	0.00	\$0.00	0.00	0.00	0.00%	\$0.00
Direct Trunked Transport Facility/ Mile Synchronous Optical Channel OC3	Mile	\$255.30	\$250.17	\$250.17	0.00	\$0.00	0.00	0.00	0.00%	\$0.00
Direct Trunked Transport Facility/ Mile Synchronous Optical Channel OC12	Mile	\$320.45	\$314.00	\$314.00	0.00	\$0.00	0.00	0.00	0.00%	\$0.00
Direct Trunked Transport Facility/ Mile ESALT 2 Mbps DTF-E1	Circuit Miles	\$80.64	\$0.00000000	\$0.00000000	0.00	\$0.00	0.00	0.00	0.00%	\$0.00
Direct Trunked Transport Facility/ Mile ESALT 2 Mbps DTF-E2	Circuit Miles	\$53.77	\$0.00000000	\$0.00000000	0.00	\$0.00	0.00	0.00	0.00%	\$0.00
Direct Trunked Transport Facility/ Mile ESALT 2 Mbps DTF-E3	Circuit Miles	\$80.06	\$0.00000000	\$0.00000000	0.00	\$0.00	0.00	0.00	0.00%	\$0.00
Direct Trunked Transport Facility/ Mile ESALT 2 Mbps DTF-E4	Circuit Miles	\$134.07	\$0.00000000	\$0.00000000	0.00	\$0.00	0.00	0.00	0.00%	\$0.00
Direct Trunked Transport Facility/ Mile ESALT 10 Mbps DTF-E1	Circuit Miles	\$204.47	\$0.00000000	\$0.00000000	0.00	\$0.00	0.00	0.00	0.00%	\$0.00
Direct Trunked Transport Facility/ Mile ESALT 10 Mbps DTF-E2	Circuit Miles	\$122.70	\$0.00000000	\$0.00000000	0.00	\$0.00	0.00	0.00	0.00%	\$0.00
Direct Trunked Transport Facility/ Mile ESALT 10 Mbps DTF-E3	Circuit Miles	\$201.53	\$0.00000000	\$0.00000000	0.00	\$0.00	0.00	0.00	0.00%	\$0.00
Direct Trunked Transport Facility/ Mile ESALT 10 Mbps DTF-E4	Circuit Miles	\$413.36	\$0.00000000	\$0.00000000	0.00	\$0.00	0.00	0.00	0.00%	\$0.00
Direct Trunked Transport Facility/ Mile ESALT 50 Mbps DTF-E1	Circuit Miles	\$572.54	\$0.00000000	\$0.00000000	0.00	\$0.00	0.00	0.00	0.00%	\$0.00
Direct Trunked Transport Facility/ Mile ESALT 50 Mbps DTF-E2	Circuit Miles	\$381.72	\$0.00000000	\$0.00000000	0.00	\$0.00	0.00	0.00	0.00%	\$0.00
Direct Trunked Transport Facility/ Mile ESALT 50 Mbps DTF-E3	Circuit Miles	\$658.19	\$0.00000000	\$0.00000000	0.00	\$0.00	0.00	0.00	0.00%	\$0.00
Direct Trunked Transport Facility/ Mile ESALT 50 Mbps DTF-E4	Circuit Miles	\$1,173.02	\$0.00000000	\$0.00000000	0.00	\$0.00	0.00	0.00	0.00%	\$0.00
Direct Trunked Transport Facility/Termination Voice Grade - Two Wire & Four Wire	Termination	\$58.68	\$57.50	\$57.50	0.00	\$0.00	0.00	0.00	0.00%	\$0.00
Direct Trunked Transport Facility/Termination High Capacity DS1	Termination	\$142.05	\$139.20	\$139.20	0.00	\$0.00	0.00	0.00	0.00%	\$0.00
Direct Trunked Transport Facility/Termination High Capacity DS3	Termination	\$912.18	\$893.84	\$893.84	0.00	\$0.00	0.00	0.00	0.00%	\$0.00
Direct Trunked Transport Facility/Termination Synchronous Optical Channel OC3	Termination	\$949.77	\$930.68	\$930.68	0.00	\$0.00	0.00	0.00	0.00%	\$0.00
Direct Trunked Transport Facility/Termination Synchronous Optical Channel	Termination	\$2,067.95	\$2,026.38	\$2,026.38	0.00	\$0.00	0.00	0.00	0.00%	\$0.00

OC12 Direct Trunked Transport Facility/Termination ESALT 2 Mbps	Circuit terms	\$188.17	\$0.00000000	\$0.00000000	0.00	\$0.00	0.00	0.00	0.00%	\$0.00
Direct Trunked Transport Facility/Termination ESALT 10 Mbps	Circuit terms	\$230.05	\$0.00000000	\$0.00000000	0.00	\$0.00	0.00	0.00	0.00%	\$0.00
Direct Trunked Transport Facility/Termination ESALT 50 Mbps	Circuit terms	\$281.16	\$0.00000000	\$0.00000000	0.00	\$0.00	0.00	0.00	0.00%	\$0.00
Multiplexing, Per Arrangement DS3 to DS1	Termination	\$832.26	\$815.53	\$815.53	0.00	\$0.00	0.00	0.00	0.00%	\$0.00
Multiplexing, Per Arrangement DS1 to Voice	Termination	\$321.33	\$314.87	\$314.87	0.00	\$0.00	0.00	0.00	0.00%	\$0.00
Customer Node Per Node OC3 155.52 Mbps	Port	\$863.96	\$846.59	\$846.59	0.00	\$0.00	0.00	0.00	0.00%	\$0.00
Customer Node Per Node OC12 622.08 Mbps	Port	\$2,495.90	\$2,445.73	\$2,445.73	0.00	\$0.00	0.00	0.00	0.00%	\$0.00
Customer Premises Port, Per Port OC3 155.52 Mbps	Port	\$283.48	\$277.78	\$277.78	0.00	\$0.00	0.00	0.00	0.00%	\$0.00
Customer Premises Port, Per Port STS- 1 51.84 Mbps	Port	\$340.37	\$333.53	\$333.53	0.00	\$0.00	0.00	0.00	0.00%	\$0.00
Customer Premises Port, Per Port DS3 44.736 Mbps	Port	\$340.37	\$333.53	\$333.53	0.00	\$0.00	0.00	0.00	0.00%	\$0.00
Customer Premises Port, Per Port DS1 1.544 Mbps	Port	\$87.24	\$85.49	\$85.49	0.00	\$0.00	0.00	0.00	0.00%	\$0.00
Add/Drop Multiplexing Central Office Port, Per Port DS1 1.544 Mbps	Port	\$69.80	\$68.40	\$68.40	0.00	\$0.00	0.00	0.00	0.00%	\$0.00
Add/Drop Multiplexing Central Office Port, Per Port OC3 155.52 Mbps	Port	\$283.48	\$277.78	\$277.78	0.00	\$0.00	0.00	0.00	0.00%	\$0.00
Add/Drop Multiplexing Central Office Port, Per Port DS3 44.736 Mbps	Port	\$174.53	\$171.02	\$171.02	0.00	\$0.00	0.00	0.00	0.00%	\$0.00
Network Blocking, Per Blocked Call Network Blocking, Per Blocked Call, Applies to FGD only	Call	\$0.01650000	\$0.00000000	\$0.00000000	0.00	\$0.00	0.00	0.00	0.00%	\$0.00
ESALT Real Time CoS/QoS, Per ESALT DTF-E1 Facility ESALT 2 Mbps	Facility	\$15.40	\$0.00000000	\$0.00000000	0.00	\$0.00	0.00	0.00	0.00%	\$0.00
ESALT Real Time CoS/QoS, Per ESALT DTF-E1 Facility ESALT 10 Mbps	Facility	\$77.01	\$0.00000000	\$0.00000000	0.00	\$0.00	0.00	0.00	0.00%	\$0.00
ESALT Real Time CoS/QoS, Per ESALT DTF-E1 Facility ESALT 50 Mbps	Facility	\$239.62	\$0.00000000	\$0.00000000	0.00	\$0.00	0.00	0.00	0.00%	\$0.00
ESALT Entrance Facility Protection, Per ESALT Entrance Facility ESALT 2 Mbps	Circuit	\$285.85	\$0.00000000	\$0.00000000	0.00	\$0.00	0.00	0.00	0.00%	\$0.00
ESALT Entrance Facility Protection, Per ESALT Entrance Facility ESALT 10 Mbps	Circuit	\$285.85	\$0.00000000	\$0.00000000	0.00	\$0.00	0.00	0.00	0.00%	\$0.00
ESALT Entrance Facility Protection, Per ESALT Entrance Facility ESALT 50 Mbps Common Channel	Circuit	\$285.85	\$0.00000000	\$0.00000000	0.00	\$0.00	0.00	0.00	0.00%	\$0.00



Signaling Network Connection	Mile	\$7.87	\$7.71	\$7.71	0.00	\$0.00	0.00	0.00	0.00%	\$0.00
Signaling Mileage Facility, Per Mile										
Common Channel Signaling Network Connection	Termination	\$78.99	\$77.40	\$77.40	0.00	\$0.00	0.00	0.00	0.00%	\$0.00
Signaling Mileage Termination, Per Termination										
Common Channel Signaling Network Connection	Facility	\$151.29	\$148.24	\$148.24	0.00	\$0.00	0.00	0.00	0.00%	\$0.00
Signaling Entrance Facility, Per Facility										
Common Channel Signaling Network Connection STP	Port	\$779.59	\$763.92	\$763.92	0.00	\$0.00	0.00	0.00	0.00%	\$0.00
Port, Per Port										
Terminating Tandem Switched Transport	Minutes / Mile	\$0.00043300	\$0.00043000	\$0.00043300	165,664,782.00	\$71,732.85	0.00	0.00	0.00%	\$0.00
Terminating Tandem Switched Transport Facility										
Terminating Tandem Switched Transport	Minutes	\$0.00224700	\$0.00223400	\$0.00224700	11,102,724.00	\$24,947.82	0.00	0.00	0.00%	\$0.00
Terminating Tandem Switched Termination										
Terminating Tandem Switched Transport	Minutes	\$0.00566800	\$0.00563500	\$0.00566800	4,214,086.00	\$23,885.44	0.00	0.00	0.00%	\$0.00
Terminating Tandem Switching										
Nonrecurring Charges Voice Grade Two Wire	Facility	\$483.86	\$474.14	\$474.14	0.00	\$0.00	0.00	0.00	0.00%	\$0.00
Nonrecurring Charges Voice Grade Four Wire	Facility	\$483.86	\$474.14	\$474.14	0.00	\$0.00	0.00	0.00	0.00%	\$0.00
Nonrecurring Charges High Capacity DS1	Facility	\$354.84	\$347.70	\$347.70	0.00	\$0.00	0.00	0.00	0.00%	\$0.00
Nonrecurring Charges High Capacity DS3	Facility	\$478.49	\$468.87	\$468.87	0.00	\$0.00	0.00	0.00	0.00%	\$0.00
Nonrecurring Charges Synchronous Optical Channel OC3	Facility	\$387.09	\$379.30	\$379.30	0.00	\$0.00	0.00	0.00	0.00%	\$0.00
Nonrecurring Charges Synchronous Optical Channel OC12	Facility	\$387.09	\$379.30	\$379.30	0.00	\$0.00	0.00	0.00	0.00%	\$0.00
Nonrecurring Charges Interim NXX Translation, Per Order	Order	\$236.56	\$231.80	\$231.80	0.00	\$0.00	0.00	0.00	0.00%	\$0.00
Nonrecurring Charges FGC and FGD Conversion of Multifrequency Address Signaling to SS7 Signaling or SS7 Signaling to Multifrequency Address Signaling, per 24 trunks converted or fraction thereof on a per order basis	Order	\$475.25	\$465.70	\$465.70	0.00	\$0.00	0.00	0.00	0.00%	\$0.00
Nonrecurring Charges Trunk Activation, per 24 trunks activated or fraction thereof on a per order basis	Order	\$493.53	\$483.61	\$483.61	0.00	\$0.00	0.00	0.00	0.00%	\$0.00
Nonrecurring Charges Flexible Automatic Number Identification (Flex ANI), per End Office, per CIC	End Office	\$0.00000000	\$0.00000000	\$0.00000000	0.00	\$0.00	0.00	0.00	0.00%	\$0.00

Nonrecurring Charges ESALT 2 Mbps	Facility	\$573.45	\$0.00000000	\$0.00000000	0.00	\$0.00	0.00	0.00	0.00%	\$0.00
Nonrecurring Charges ESALT 10 Mbps	Facility	\$573.45	\$0.00000000	\$0.00000000	0.00	\$0.00	0.00	0.00	0.00%	\$0.00
Nonrecurring Charges ESALT 50 Mbps	Facility	\$573.45	\$0.00000000	\$0.00000000	0.00	\$0.00	0.00	0.00	0.00%	\$0.00
Nonrecurring Charges ESALT Direct Trunked Termination, per ESALT Direct Trunked Termination installed	Order	\$377.81	\$0.00000000	\$0.00000000	0.00	\$0.00	0.00	0.00	0.00%	\$0.00
Nonrecurring Charges ESALT Entrance Facility Protection, per ESALT Entrance Facility	Facility	\$579.65	\$0.00000000	\$0.00000000	0.00	\$0.00	0.00	0.00	0.00%	\$0.00
						\$146,265.91				\$13,238.66

TO BE COMPLETED BY THE REPORTING CARRIER,

Certification of Officer as to the Accuracy of the CAF ICC Data Reported

I certify that I am an officer of the reporting carrier; my responsibilities include ensuring the accuracy of the actual data reported; and, to the best of my knowledge, the information reported on this form is accurate.

				
Name of Reporting Carrier	Polar Communications Mutual Aid Corp			
Signature of Authorized Officer			Date	5/21/2016
Printed name of Authorized Officer	David L. Dunning			
Title or position of Authorized Officer	GM/CEO			
Telephone number of Authorized Officer:	(701) 284-7221, ext.			
Study Area Code of Reporting Carrier	381630	Filing Due Date for this form (mm/dd/yyyy)	6/16/2016	
Persons willfully making false statements on this form can be punished by fine or forfeiture under the Communications Act of 1934, 47 U.S.C. §§ 502, 503(b), or fine or imprisonment under Title 18 of the United States Code, 18 U.S.C. § 1001.				

TO BE COMPLETED BY AN OFFICER OF THE REPORTING CARRIER

Certification of Officer for Rate-of-Return Carrier Not Seeking Duplicative Recovery

I certify that I am an officer of the reporting carrier and that, to the best of my knowledge, this reporting carrier is not seeking duplicative recovery in the state jurisdiction for any Eligible Recovery subject to the recovery mechanism as per 51.917(d)(vii).

Name of Reporting Carrier				Polar Communications Mutual Aid Corp	
Signature of authorized officer			Date		5/21/2016
Printed name of authorized officer				David L. Dunning	
Title or position of authorized officer				GM/CEO	
Telephone number of authorized officer:				(701) 284-7221 ext.	
Study Area Code of Reporting Carrier		381630	Filing Due Date for this form (mm/dd/yyyy)	6/16/2016	
Persons willfully making false statements on this form can be punished by fine or forfeiture under the Communications Act of 1934, 47 U.S.C. §§ 502, 503(b), or fine or imprisonment under Title 18 of the United States Code, 18 U.S.C. § 1001.					

TO BE COMPLETED BY THE REPORTING CARRIER, IF AN AGENT IS FILING DATA ON THE CARRIER'S BEHALF:

Certification of Officer to Authorize an Agent to File Data Reported on Behalf of Reporting Carrier

I certify that (Name of Agent) National Exchange Carrier Association, Inc. (NECA) is authorized to submit the information reported on behalf of the reporting carrier. I also certify that I am an officer of the reporting carrier; my responsibilities include ensuring the accuracy of the data provided to the Authorized Agent; and, to the best of my knowledge, the actual data provided to the Authorized Agent are accurate.

Name of Authorized Agent National Exchange Carrier Association, Inc. (NECA)

Name of Reporting Carrier Polar Communications Mutual Aid Corp.

Signature of Authorized Officer  Date 5/21/2016

Printed name of Authorized Officer David L. Dunning

Title or position of Authorized Officer GM/CEO

Telephone number of Authorized Officer: (701) 284-7221, ext. _____


Study Area Code of Reporting Carrier	<u>381630</u>	Filing Due Date for this form (mm/dd/yyyy)	<u>6/16/2016</u>
--------------------------------------	---------------	---	------------------

Persons willfully making false statements on this form can be punished by fine or forfeiture under the Communications Act of 1934, 47 U.S.C. §§ 502, 503(b), or fine or imprisonment under Title 18 of the United States Code, 18 U.S.C. § 1001.

TO BE COMPLETED BY AN OFFICER OF THE REPORTING CARRIER

Certification of Officer for Rate-of-Return Carrier Eligibility for CAF/ICC Recovery

I certify that I am an officer of the reporting carrier and that, to the best of my knowledge, the reporting carrier on this form certifies that it has complied with Eligible Recovery §51.917(d) and Access Recovery Charge §51.917(e) and is eligible to receive the CAF ICC support requested pursuant to §51.917(f).

Name of Reporting Carrier				Polar Communications Mutual Aid Corp.		
Signature of authorized officer					Date	5/21/2016
Printed name of authorized officer			David L. Dunning			
Title or position of authorized officer			GM/CEO			
Telephone number of authorized officer:			(701) 284-7221 ext.			
Study Area Code of Reporting Carrier		381630	Filing Due Date for this form (mm/dd/yyyy)	6/16/2016		
Persons willfully making false statements on this form can be punished by fine or forfeiture under the Communications Act of 1934, 47 U.S.C. §§ 502, 503(b), or fine or imprisonment under Title 18 of the United States Code, 18 U.S.C. § 1001.						

RATE FLOOR DATA COLLECTION - OMB Control Number 3060-0986

Block 1 - Contact Information

ROW #	DATA ELEMENT	FORMAT OF REQUESTED DATA	RESPONSE
1	Carrier Study Area Code	6 numeric digits	381630
2	Carrier Study Area Name	alpha characters	POLAR COMMUNICATIONS MUTUAL AID CORP
3	Service Provider Identification Number	9 numeric digits	143002212
4	Residential Local Service Charge Effective Date	mm/dd/yy	07/01/16
5	Contact Name	alpha characters	Flanders, Shari
6	Contact Telephone Number (include area code)	9 numeric digits	701-284-4343
7	Sheet Number	numeric digit(s)	
8	Total Number of Sheets	numeric digit(s)	

Block 2 - Residential Local Service Rates, Fees, and Line Counts

	Column 1 Residential Local Service Charge	Column 2 State Subscriber Line Charge	Column 3 State Universal Service Fee	Column 4 Mandatory Extended Area Service Charge	Column 5 Loops	Column 6 Exchange Name/ Zone Name	Column 7 Class Of Service
9	17.95	0.00	0.00	0.00	28	E Drayton	Res Flat Rate
10	17.95	0.00	0.00	0.00	173	St Thomas	Res Flat Rate
11	17.95	0.00	0.00	0.00	1	St Thomas	Lifeline
12	17.95	0.00	0.00	0.00	140	Michigan	Res Flat Rate
13	17.95	0.00	0.00	0.00	6	Michigan	Lifeline
14	17.95	0.00	0.00	0.00	896	Cavalier	Res Flat Rate
15	17.95	0.00	0.00	0.00	37	Cavalier	Lifeline
16	17.95	0.00	0.00	0.00	775	Park River	Res Flat Rate
17	17.95	0.00	0.00	0.00	24	Park River	Lifeline
18	17.95	0.00	0.00	0.00	151	Aneta	Res Flat Rate
19	17.95	0.00	0.00	0.00	8	Aneta	Lifeline
20	17.95	0.00	0.00	0.00	89	Petersburg	Res Flat Rate
21	17.95	0.00	0.00	0.00	5	Petersburg	Lifeline
22	17.95	0.00	0.00	0.00	34	Dahlen	Res Flat Rate
23	17.95	0.00	0.00	0.00	110	Niagara	Res Flat Rate
24	17.95	0.00	0.00	0.00	4	Niagara	Lifeline
25	17.95	0.00	0.00	0.00	305	Drayton	Res Flat Rate

Block 1 - Contact Information


ROW #	DATA ELEMENT	FORMAT OF REQUESTED DATA	RESPONSE
1	Carrier Study Area Code	6 numeric digits	381630
2	Carrier Study Area Name	alpha characters	POLAR COMMUNICATIONS MUTUAL AID CORP
3	Service Provider Identification Number	9 numeric digits	143002212
4	Residential Local Service Charge Effective Date	mm/dd/yy	07/01/16
5	Contact Name	alpha characters	Flanders, Shari
6	Contact Telephone Number (include area code)	9 numeric digits	701-284-4343
7	Sheet Number	numeric digit(s)	
8	Total Number of Sheets	numeric digit(s)	

Block 2- Residential Local Service Rates, Fees, and Line Counts

26	17.95	0.00	0.00	5	Drayton	Lifeline
27	15.15	0.00	0.00	113	Galesburg	Res Flat Rate
28	15.15	0.00	0.00	1	Galesburg	Lifeline
29	17.95	0.00	0.00	74	Lankin	Res Flat Rate
30	17.95	0.00	0.00	4	Lankin	Lifeline
31	17.95	0.00	0.00	75	Brocket	Res Flat Rate
32	17.95	0.00	0.00	2	Brocket	Lifeline
33	17.95	0.00	0.00	131	Crystal	Res Flat Rate
34	17.95	0.00	0.00	3	Crystal	Lifeline
35	17.95	0.00	0.00	61	Inkster	Res Flat Rate
36	14.00	0.00	0.00	152	Hunter	Res Flat Rate
37	14.00	0.00	0.00	1	Hunter	Lifeline
38	17.95	0.00	0.00	171	Neché	Res Flat Rate
39	17.95	0.00	0.00	2	Neché	Lifeline
40	17.95	0.00	0.00	170	Hoople	Res Flat Rate
41	17.95	0.00	0.00	6	Hoople	Lifeline
42	17.95	0.00	0.00	41	Nekoma	Res Flat Rate
43	17.95	0.00	0.00	30	Fairdale	Res Flat Rate
44	14.00	0.00	0.00	151	Arthur	Res Flat Rate
45	14.00	0.00	0.00	8	Arthur	Lifeline
46	17.95	0.00	0.00	268	Edinburg	Res Flat Rate
47	17.95	0.00	0.00	8	Edinburg	Lifeline

Rate Floor Data

TO BE COMPLETED BY THE REPORTING CARRIER, IF AN AGENT IS FILING RATE FLOOR DATA ON THE CARRIER'S BEHALF:

<p>Certification of Officer to Authorize an Agent to File Rate Floor Data on Behalf of Reporting Carrier</p> <p>I certify that <u>National Exchange Carrier Association (NECA)</u> is authorized to submit the information reported on behalf of the reporting carrier. I also certify that I am an officer of the reporting carrier; my responsibilities include ensuring the accuracy of the actual rate floor data provided to the authorized agent; and, to the best of my knowledge, the actual rate floor data provided to the authorized agent is accurate.</p> <p>I certify that I am authorized to submit the information reported on this form on behalf of the reporting carrier; that I have provided the information reported herein based on data provided by the reporting carrier; and to the best of my knowledge the information reported herein is accurate.</p>			
Name of Authorized Agent <u>National Exchange Carrier Association (NECA)</u>			
Name of Reporting Carrier <u>Polar Communications Mutual Aid Corp</u>			
Signature of authorized officer 			Date <u>6/1/2016</u>
Printed name of authorized officer <u>David L. Dunning</u>			
Title or position of authorized officer <u>General Manager/CEO</u>			
Telephone number of authorized officer: <u>(701) 284-7221</u> ext. _____			
Study Area Code of Reporting Carrier	<u>381630</u>	Filing Due Date for this form (mm/dd/yyyy)	<u>07/01/2016</u>

Rate Floor Template

Certification of Officer as to the Accuracy of the Data Reported for the Rate Floor Data

I certify that I am an officer of the reporting carrier; my responsibilities include ensuring the accuracy of the actual rate floor data reported ; and, to the best of my knowledge, the information reported on this form is accurate.

Name of Reporting Carrier Polar Communications Mutual Aid Corp.

Signature of authorized officer

Date 6/1/2016

Printed name of authorized officer

David L. Dunning

Title or position of authorized officer

General Manager/CEO

Telephone number of authorized officer: (701) 284-7221, ext.

Study Area Code of Reporting Carrier

381630

Filing Due Date for this form
(mm/dd/yyyy)

07/01/2016



2016 CAF ICC Data Collection

[NECA Home](#) [NECA Data Collections](#) [Contact Us](#) [CAF ICC - Instructions & Documents](#) [Paper Certification Tracking](#) [Logout](#)

Logged in User: Becky Wilds

[Home](#) [Select Company](#) [Main Page](#) [Study Area Data Input Menu](#) ▶ [CAF & ARC Output](#) ▶ [E-Certification](#) ▶

Study Area: POLAR COMM MUT AID-A (ID: 381614)
Holding Company: POLAR COMM. MUTUAL AID (ID: 200000267)

Access Recovery Charges

Recalculate ARC Rates & CAF Support revenues

[Test Period 2016-2017 Pre-True-up View](#) [Test Period 2016-17 Post-True-Up \(Filing\) View](#)

Test Period 2016-2017 Post True-Up (Filing) View

Exchange/Zone Name	Residential Lines excluding Lifelines	Residential ARC	Residential ARC Revenue	SLB Lines	SLB ARC	SLB ARC Revenue	MLB Lines	MLB ARC	MLB ARC Revenue	Total ARC Revenue
Adams	89	\$2.50	\$2,670.00							
Edmore	113	\$2.50	\$3,390.00							
Fordville	107	\$2.50	\$3,210.00							
Gilby	118	\$2.50	\$3,540.00							
Lakota	338	\$2.50	\$10,140.00							
Pembina	220	\$2.50	\$6,600.00							
Saint Vincent	29	\$2.50	\$870.00							
Study Area Summary	1014		\$30,420.00	180	\$2.50	\$5,400.00	481	\$3.00	\$17,316.00	\$53,136.00



2016 CAF ICC Data Collection

[NECA Home](#)
[NECA Data Collections](#)
[Contact Us](#)
[CAF ICC - Instructions & Documents](#)
[Paper Certification Tracking](#)
[Logout](#)

Logged in User: Becky Wilds



[Home](#)
[Select Company](#)
[Main Page](#)
[Study Area Data Input Menu](#)
▶ [CAF & ARC Output](#)
▶ [E-Certification](#)
▶

Study Area: POLAR COMM MUT AID-A (ID: 381614)

Holding Company: POLAR COMM. MUTUAL AID (ID: 200000267)

Study Area USAC Reports

[[View Printer-friendly report](#)]

2016 USAC Data Report (Test Period 2016-2017) ▼

CONNECT AMERICA FUND

(Preliminary) Data to be provided to USAC/FCC in June 2016 for CAF ICC Purposes

Current Settlement Type: Average Schedule

Test Period 7/1/16-6/30/17 Post True-up (Filing) View

Rate-of-Return (ROR) Carrier Revenue Requirement		
1	2011 Interstate Switched Access Revenue Requirement	\$315,086
2	FY 2011 Intrastate Terminating Switched Access Revenues	\$177,989
3	FY 2011 Net Reciprocal Compensation Revenues	\$20,956
4	2011 ROR Carrier Base Period Revenue (Line 1 + Line 2 + Line 3)	\$514,031
5	ROR Carrier Baseline Adjustment Factor (0.95 ^ 5)	0.773781
6	ROR Carrier Revenue Requirement (Line 4 x Line 5)	\$397,747
7	Pool Administration Expenses	\$9,996
8	Total ROR Carrier Revenue Requirement (Line 6 + Line 7)	\$407,743
Revenues from Reformed Inter-carrier Compensation (ICC) Rates		
9	Interstate Switched Access Revenues	\$197,166
10	Interstate Allocated Switched Access Revenues#	\$91,897
11	Transitional Intrastate Access Service Revenues	\$24,642
12	Net Transitional Reciprocal Compensation Revenues	\$0
13	Total ICC Revenue (Line 10 + Line 11 + Line 12)	\$116,539
Eligible Recovery		
14	TRS Increment	\$0
15	Regulatory Fees Increment	\$0
16	NANPA Increment	\$0
17	Interstate Local Switching Support for Price Cap Affiliates	\$0
18	Adjustment for Double Recovery or Corrections	\$0
19	Test Period 14/15 Trueup - Net Impact on Total Eligible Recovery	\$643
20	Eligible Recovery (Line 8 - Line 13) + (Line 14 + Line 15 + Line 16 + Line 18 + Line 19) - (Line 17)	\$291,847
Revenues from Access Recovery Charges (ARC)		
21	Residential ARC Revenues	\$30,420
22	Single Line Business ARC Revenues	\$5,400
23	Multi-Line Business ARC Revenues	\$17,316
24	Total ARC Revenues (Line 21 + Line 22 + Line 23)	\$53,136
Connect America Fund (CAF) ICC Support**		
25	Connect America Fund (CAF) ICC Support (Line 20 - Line 24)	\$238,711

NOTES:

#Per FCC Designation Order, calculated as (Sum of Line 9 for all TS pool participants) * (Line 1 / Sum of Line 1 for all TS pool participants)

**NECA estimate provided for informational purposes only - actual to be calculated by USAC.



2016 CAF ICC Data Collection

NECA Home NECA Data Collections Contact Us CAF ICC - Instructions & Documents Paper Certification Tracking Logout

Logged in User: Patricia Hoyt

Home Select Company Main Page Study Area Data Input Menu > CAF & ARC Output > E-Certification >

Study Area: POLAR COMM MUT AID-A (ID: 381614)
 Holding Company: POLAR COMM. MUTUAL AID (ID: 20000267)

Intrastate Revenues (FCC TRP exhibit)

- Option 1: View TRP Output in Excel
- Option 2: Download TRP Data in Excel

Intrastate Revenues

Test Year 2016-2017 Expected Maximum Intrastate Revenue: \$24,641.90

Col D --	Col E --	Col F --	Col G --	Col H --	Col I --	Col J -- H'I	Col K --	Col L --	Col M -- [(L/K)^(12/21)-1]*100	Col N -- H*L
Rate Element Description	Unit of Demand	7/1/2016 Interstate Rate	Test Year 2015-2016 Current Intrastate Rate	7/1/2016 Proposed Intrastate Rate	FY 2011 Intrastate Units: Terminating for Non-Dedicated or Originating and Terminating for Dedicated Elements	Intrastate Price-out with 7/1/2016 proposed intrastate rate and FY2011 Demand	FY 2015 Intrastate Units: Terminating for Non-Dedicated and total for Dedicated Elements	Test Year 2016-2017 Forecasted Intrastate Units	Intrastate Units Growth Rate %	TY 2016-17 Forecasted Intrastate Revenue
Terminating End Office Access Service	MOU	\$0.00500000	\$0.01397500	\$0.00500000	1,318,263.00	\$6,591.32	829,006.00	729,525.00	-7.04%	\$3,647.63
Terminating End Office, Premium, per access minute										
Terminating End Office Access Service	MOU	\$0.00500000	\$0.00812200	\$0.00500000	0.00	\$0.00	0.00	0.00	0.00%	\$0.00
Terminating End Office, Non-Premium, per access minute										
Entrance Facility, Per Termination Voice Grade Two Wire	Termination	\$47.25	\$46.30	\$46.30	0.00	\$0.00	0.00	0.00	0.00%	\$0.00
Entrance Facility, Per Termination Voice Grade Four Wire	Termination	\$75.62	\$74.10	\$74.10	0.00	\$0.00	0.00	0.00	0.00%	\$0.00
Entrance Facility, Per Termination High Capacity DS1	Termination	\$230.39	\$225.76	\$225.76	0.00	\$0.00	0.00	0.00	0.00%	\$0.00
Entrance Facility, Per Termination High Capacity DS3	Termination	\$2,103.66	\$2,061.37	\$2,061.37	0.00	\$0.00	0.00	0.00	0.00%	\$0.00
Entrance Facility, Per Termination Synchronous Optical Channel OC3	Termination	\$2,145.10	\$2,101.98	\$2,101.98	0.00	\$0.00	0.00	0.00	0.00%	\$0.00
Entrance Facility, Per Termination Synchronous Optical Channel OC12	Termination	\$2,290.28	\$2,244.24	\$2,244.24	0.00	\$0.00	0.00	0.00	0.00%	\$0.00
Entrance Facility, Per Termination ESALT 2 Mbps	Circuit	\$408.07	\$0.00000000	\$0.00000000	0.00	\$0.00	0.00	0.00	0.00%	\$0.00
Entrance Facility, Per Termination ESALT 10 Mbps	Circuit	\$439.83	\$0.00000000	\$0.00000000	0.00	\$0.00	0.00	0.00	0.00%	\$0.00
Entrance Facility, Per Termination ESALT 50 Mbps	Circuit	\$569.83	\$0.00000000	\$0.00000000	0.00	\$0.00	0.00	0.00	0.00%	\$0.00
Direct Trunked Transport Facility/ Mile Voice Grade - Two Wire & Four Wire	Mile	\$3.37	\$3.30	\$3.30	0.00	\$0.00	0.00	0.00	0.00%	\$0.00
Direct Trunked Transport Facility/ Mile High Capacity	Mile	\$15.78	\$15.47	\$15.47	0.00	\$0.00	0.00	0.00	0.00%	\$0.00

DS1 Direct Trunked Transport Facility/ Mile High Capacity DS3	Mile	\$137.51	\$134.74	\$134.74	0.00	\$0.00	0.00	0.00	0.00%	\$0.00
Direct Trunked Transport Facility/ Mile Synchronous Optical Channel OC3	Mile	\$147.19	\$144.23	\$144.23	0.00	\$0.00	0.00	0.00	0.00%	\$0.00
Direct Trunked Transport Facility/ Mile Synchronous Optical Channel OC12	Mile	\$184.74	\$181.03	\$181.03	0.00	\$0.00	0.00	0.00	0.00%	\$0.00
Direct Trunked Transport Facility/ Mile ESALT 2 Mbps DTF-E1	Circuit Miles	\$46.49	\$0.00000000	\$0.00000000	0.00	\$0.00	0.00	0.00	0.00%	\$0.00
Direct Trunked Transport Facility/ Mile ESALT 2 Mbps DTF-E2	Circuit Miles	\$31.00	\$0.00000000	\$0.00000000	0.00	\$0.00	0.00	0.00	0.00%	\$0.00
Direct Trunked Transport Facility/ Mile ESALT 2 Mbps DTF-E3	Circuit Miles	\$80.06	\$0.00000000	\$0.00000000	0.00	\$0.00	0.00	0.00	0.00%	\$0.00
Direct Trunked Transport Facility/ Mile ESALT 2 Mbps DTF-E4	Circuit Miles	\$134.07	\$0.00000000	\$0.00000000	0.00	\$0.00	0.00	0.00	0.00%	\$0.00
Direct Trunked Transport Facility/ Mile ESALT 10 Mbps DTF-E1	Circuit Miles	\$117.89	\$0.00000000	\$0.00000000	0.00	\$0.00	0.00	0.00	0.00%	\$0.00
Direct Trunked Transport Facility/ Mile ESALT 10 Mbps DTF-E2	Circuit Miles	\$70.74	\$0.00000000	\$0.00000000	0.00	\$0.00	0.00	0.00	0.00%	\$0.00
Direct Trunked Transport Facility/ Mile ESALT 10 Mbps DTF-E3	Circuit Miles	\$201.53	\$0.00000000	\$0.00000000	0.00	\$0.00	0.00	0.00	0.00%	\$0.00
Direct Trunked Transport Facility/ Mile ESALT 10 Mbps DTF-E4	Circuit Miles	\$413.36	\$0.00000000	\$0.00000000	0.00	\$0.00	0.00	0.00	0.00%	\$0.00
Direct Trunked Transport Facility/ Mile ESALT 50 Mbps DTF-E1	Circuit Miles	\$330.09	\$0.00000000	\$0.00000000	0.00	\$0.00	0.00	0.00	0.00%	\$0.00
Direct Trunked Transport Facility/ Mile ESALT 50 Mbps DTF-E2	Circuit Miles	\$220.08	\$0.00000000	\$0.00000000	0.00	\$0.00	0.00	0.00	0.00%	\$0.00
Direct Trunked Transport Facility/ Mile ESALT 50 Mbps DTF-E3	Circuit Miles	\$658.19	\$0.00000000	\$0.00000000	0.00	\$0.00	0.00	0.00	0.00%	\$0.00
Direct Trunked Transport Facility/ Mile ESALT 50 Mbps DTF-E4	Circuit Miles	\$1,173.02	\$0.00000000	\$0.00000000	0.00	\$0.00	0.00	0.00	0.00%	\$0.00
Direct Trunked Transport Facility/Termination Voice Grade - Two Wire & Four Wire	Termination	\$33.83	\$33.15	\$33.15	0.00	\$0.00	0.00	0.00	0.00%	\$0.00
Direct Trunked Transport Facility/Termination High Capacity DS1	Termination	\$81.90	\$80.25	\$80.25	0.00	\$0.00	0.00	0.00	0.00%	\$0.00
Direct Trunked Transport Facility/Termination High Capacity DS3	Termination	\$525.90	\$515.33	\$515.33	0.00	\$0.00	0.00	0.00	0.00%	\$0.00
Direct Trunked Transport Facility/Termination Synchronous Optical Channel OC3	Termination	\$547.58	\$536.57	\$536.57	0.00	\$0.00	0.00	0.00	0.00%	\$0.00
Direct Trunked Transport Facility/Termination	Termination	\$1,192.25	\$1,168.28	\$1,168.28	0.00	\$0.00	0.00	0.00	0.00%	\$0.00

Synchronous Optical Channel OC12										
Direct Trunked Transport Facility/Termination ESALT 2 Mbps	Circuit terms	\$108.50	\$0.00000000	\$0.00000000	0.00	\$0.00	0.00	0.00	0.00%	\$0.00
Direct Trunked Transport Facility/Termination ESALT 10 Mbps	Circuit terms	\$132.63	\$0.00000000	\$0.00000000	0.00	\$0.00	0.00	0.00	0.00%	\$0.00
Direct Trunked Transport Facility/Termination ESALT 50 Mbps	Circuit terms	\$162.10	\$0.00000000	\$0.00000000	0.00	\$0.00	0.00	0.00	0.00%	\$0.00
Multiplexing, Per Arrangement DS3 to DS1	Termination	\$479.83	\$470.18	\$470.18	0.00	\$0.00	0.00	0.00	0.00%	\$0.00
Multiplexing, Per Arrangement DS1 to Voice	Termination	\$185.25	\$181.53	\$181.53	0.00	\$0.00	0.00	0.00	0.00%	\$0.00
Customer Node Per Node OC3 155.52 Mbps	Port	\$498.11	\$488.09	\$488.09	0.00	\$0.00	0.00	0.00	0.00%	\$0.00
Customer Node Per Node OC12 622.08 Mbps	Port	\$1,438.98	\$1,410.05	\$1,410.05	0.00	\$0.00	0.00	0.00	0.00%	\$0.00
Customer Premises Port, Per Port OC3 155.52 Mbps	Port	\$163.45	\$160.16	\$160.16	0.00	\$0.00	0.00	0.00	0.00%	\$0.00
Customer Premises Port, Per Port STS-1 51.84 Mbps	Port	\$196.24	\$192.29	\$192.29	0.00	\$0.00	0.00	0.00	0.00%	\$0.00
Customer Premises Port, Per Port DS3 44.736 Mbps	Port	\$196.24	\$192.29	\$192.29	0.00	\$0.00	0.00	0.00	0.00%	\$0.00
Customer Premises Port, Per Port DS1 1.544 Mbps	Port	\$50.29	\$49.28	\$49.28	0.00	\$0.00	0.00	0.00	0.00%	\$0.00
Add/Drop Multiplexing Central Office Port, Per Port DS1 1.544 Mbps	Port	\$40.25	\$39.44	\$39.44	0.00	\$0.00	0.00	0.00	0.00%	\$0.00
Add/Drop Multiplexing Central Office Port, Per Port OC3 155.52 Mbps	Port	\$163.45	\$160.16	\$160.16	0.00	\$0.00	0.00	0.00	0.00%	\$0.00
Add/Drop Multiplexing Central Office Port, Per Port DS3 44.736 Mbps	Port	\$100.62	\$98.60	\$98.60	0.00	\$0.00	0.00	0.00	0.00%	\$0.00
Network Blocking, Per Blocked Call, Network Blocking, Per Blocked Call, Applies to FGD only	Call	\$0.01650000	\$0.00000000	\$0.00000000	0.00	\$0.00	0.00	0.00	0.00%	\$0.00
ESALT Real Time CoS/QoS, Per ESALT DTF-E1 Facility ESALT 2 Mbps	Facility	\$8.88	\$0.00000000	\$0.00000000	0.00	\$0.00	0.00	0.00	0.00%	\$0.00
ESALT Real Time CoS/QoS, Per ESALT DTF-E1 Facility ESALT 10 Mbps	Facility	\$44.40	\$0.00000000	\$0.00000000	0.00	\$0.00	0.00	0.00	0.00%	\$0.00
ESALT Real Time CoS/QoS, Per ESALT DTF-E1 Facility ESALT 50 Mbps	Facility	\$138.19	\$0.00000000	\$0.00000000	0.00	\$0.00	0.00	0.00	0.00%	\$0.00
ESALT Entrance Facility Protection, Per ESALT Entrance Facility ESALT 2 Mbps	Circuit	\$285.85	\$0.00000000	\$0.00000000	0.00	\$0.00	0.00	0.00	0.00%	\$0.00
ESALT Entrance Facility Protection, Per ESALT Entrance Facility ESALT 10 Mbps	Circuit	\$285.85	\$0.00000000	\$0.00000000	0.00	\$0.00	0.00	0.00	0.00%	\$0.00
ESALT Entrance Facility Protection, Per ESALT Entrance Facility	Circuit	\$285.85	\$0.00000000	\$0.00000000	0.00	\$0.00	0.00	0.00	0.00%	\$0.00


ESALT 50 Mbps											
Common Channel Signaling Network Connection Signaling Mileage Facility, Per Mile	Mile	\$4.53	\$4.44	\$4.44	0.00	\$0.00	0.00	0.00	0.00%	\$0.00	
Common Channel Signaling Network Connection Signaling Mileage Termination, Per Termination	Termination	\$45.54	\$44.62	\$44.62	0.00	\$0.00	0.00	0.00	0.00%	\$0.00	
Common Channel Signaling Network Connection Signaling Entrance Facility, Per Facility	Facility	\$87.21	\$85.46	\$85.46	0.00	\$0.00	0.00	0.00	0.00%	\$0.00	
Common Channel Signaling Network Connection STP Port, Per Port	Port	\$449.46	\$440.43	\$440.43	0.00	\$0.00	0.00	0.00	0.00%	\$0.00	
Terminating Tandem Switched Transport Termination Facility	Minutes / Mile	\$0.00043300	\$0.00042400	\$0.00042400	39,478,612.00	\$16,738.93	28,186,204.00	24,803,850.00	-7.04%	\$10,516.83	
Terminating Tandem Switched Transport Termination	Minutes	\$0.00224700	\$0.00220200	\$0.00220200	3,229,856.00	\$7,112.14	3,316,024.00	2,918,100.00	-7.04%	\$6,425.66	
Terminating Tandem Switched Transport Termination Tandem Switching	Minutes	\$0.00566800	\$0.00555400	\$0.00555400	1,318,264.00	\$7,321.64	829,006.00	729,525.00	-7.04%	\$4,051.78	
Nonrecurring Charges Voice Grade Two Wire	Facility	\$483.86	\$474.14	\$474.14	0.00	\$0.00	0.00	0.00	0.00%	\$0.00	
Nonrecurring Charges Voice Grade Four Wire	Facility	\$483.86	\$474.14	\$474.14	0.00	\$0.00	0.00	0.00	0.00%	\$0.00	
Nonrecurring Charges High Capacity DS1	Facility	\$354.84	\$347.70	\$347.70	0.00	\$0.00	0.00	0.00	0.00%	\$0.00	
Nonrecurring Charges High Capacity DS3	Facility	\$478.49	\$468.87	\$468.87	0.00	\$0.00	0.00	0.00	0.00%	\$0.00	
Nonrecurring Charges Synchronous Optical Channel OC3	Facility	\$387.09	\$379.30	\$379.30	0.00	\$0.00	0.00	0.00	0.00%	\$0.00	
Nonrecurring Charges Synchronous Optical Channel OC12	Facility	\$387.09	\$379.30	\$379.30	0.00	\$0.00	0.00	0.00	0.00%	\$0.00	
Nonrecurring Charges Interim NXX Translation, Per Order	Order	\$236.56	\$231.80	\$231.80	0.00	\$0.00	0.00	0.00	0.00%	\$0.00	
Nonrecurring Charges FGC and FGD Conversion of Multifrequency Address Signaling to SS7 Signaling or SS7 Signaling to Multifrequency Address Signaling, per 24 trunks converted or fraction thereof on a per order basis	Order	\$475.25	\$465.70	\$465.70	0.00	\$0.00	0.00	0.00	0.00%	\$0.00	
Nonrecurring Charges Trunk Activation, per 24 trunks activated or fraction thereof on a per order basis	Order	\$493.53	\$483.61	\$483.61	0.00	\$0.00	0.00	0.00	0.00%	\$0.00	
Nonrecurring Charges Flexible Automatic Number											

Identification (Flex ANI), per End Office, per CIC	End Office	\$0.00000000	\$0.00000000	\$0.00000000	0.00	\$0.00	0.00	0.00	0.00%	\$0.00
Nonrecurring Charges ESALT 2 Mbps	Facility	\$573.45	\$0.00000000	\$0.00000000	0.00	\$0.00	0.00	0.00	0.00%	\$0.00
Nonrecurring Charges ESALT 10 Mbps	Facility	\$573.45	\$0.00000000	\$0.00000000	0.00	\$0.00	0.00	0.00	0.00%	\$0.00
Nonrecurring Charges ESALT 50 Mbps	Facility	\$573.45	\$0.00000000	\$0.00000000	0.00	\$0.00	0.00	0.00	0.00%	\$0.00
Nonrecurring Charges ESALT Direct Trunked Termination, per ESALT Direct Trunked Termination installed	Order	\$377.81	\$0.00000000	\$0.00000000	0.00	\$0.00	0.00	0.00	0.00%	\$0.00
Nonrecurring Charges ESALT Entrance Facility Protection, per ESALT Entrance Facility	Facility	\$579.65	\$0.00000000	\$0.00000000	0.00	\$0.00	0.00	0.00	0.00%	\$0.00
						\$37,764.03				\$24,641.90

TO BE COMPLETED BY THE REPORTING CARRIER,

Certification of Officer as to the Accuracy of the CAF ICC Data Reported

I certify that I am an officer of the reporting carrier; my responsibilities include ensuring the accuracy of the actual data reported; and, to the best of my knowledge, the information reported on this form is accurate.


Name of Reporting Carrier				Polar Communications Mutual Aid Corp	
Signature of Authorized Officer					
Date			5/21/2016		
Printed name of Authorized Officer				David L. Dunning	
Title or position of Authorized Officer				GM/CEO	
Telephone number of Authorized Officer:				(701) 284-7221, ext.	
Study Area Code of Reporting Carrier		381614	Filing Due Date for this form (mm/dd/yyyy)	6/16/2016	

Persons willfully making false statements on this form can be punished by fine or forfeiture under the Communications Act of 1934, 47 U.S.C. §§ 502, 503(b), or fine or imprisonment under Title 18 of the United States Code, 18 U.S.C. § 1001.

TO BE COMPLETED BY AN OFFICER OF THE REPORTING CARRIER

Certification of Officer for Rate-of-Return Carrier Not Seeking Duplicative Recovery

I certify that I am an officer of the reporting carrier and that, to the best of my knowledge, this reporting carrier is not seeking duplicative recovery in the state jurisdiction for any Eligible Recovery subject to the recovery mechanism as per 51.917(d)(vii).

Name of Reporting Carrier				Polar Communications Mutual Aid Corp	
Signature of authorized officer				Date	5/21/2016
Printed name of authorized officer		David L. Dunning			
Title or position of authorized officer		GM/CEO			
Telephone number of authorized officer: (701) 284-7221 ext.					
Study Area Code of Reporting Carrier		381614	Filing Due Date for this form (mm/dd/yyyy)	6/16/2016	

Persons willfully making false statements on this form can be punished by fine or forfeiture under the Communications Act of 1934, 47 U.S.C. §§ 502, 503(b), or fine or imprisonment under Title 18 of the United States Code, 18 U.S.C. § 1001.

TO BE COMPLETED BY THE REPORTING CARRIER, IF AN AGENT IS FILING DATA ON THE CARRIER'S BEHALF:

Certification of Officer to Authorize an Agent to File Data Reported on Behalf of Reporting Carrier

I certify that (Name of Agent) National Exchange Carrier Association, Inc. (NECA) is authorized to submit the information reported on behalf of the reporting carrier. I also certify that I am an officer of the reporting carrier; my responsibilities include ensuring the accuracy of the data provided to the Authorized Agent; and, to the best of my knowledge, the actual data provided to the Authorized Agent are accurate.

Name of Authorized Agent National Exchange Carrier Association, Inc. (NECA)

Name of Reporting Carrier Polar Communications Mutual Aid Corp.

Signature of Authorized Officer  Date 5/21/2016

Printed name of Authorized Officer David L. Dunning

Title or position of Authorized Officer GM/CEO

Telephone number of Authorized Officer: (701) 284-7221, ext. _____


Study Area Code of Reporting Carrier	<u>381614</u>	Filing Due Date for this form (mm/dd/yyyy)	<u>6/16/2016</u>
--------------------------------------	---------------	--	------------------

Persons willfully making false statements on this form can be punished by fine or forfeiture under the Communications Act of 1934, 47 U.S.C. §§ 502, 503(b), or fine or imprisonment under Title 18 of the United States Code, 18 U.S.C. § 1001.

TO BE COMPLETED BY AN OFFICER OF THE REPORTING CARRIER

Certification of Officer for Rate-of-Return Carrier Eligibility for CAF/ICC Recovery

I certify that I am an officer of the reporting carrier and that, to the best of my knowledge, the reporting carrier on this form certifies that it has complied with Eligible Recovery §51.917(d) and Access Recovery Charge §51.917(e) and is eligible to receive the CAF ICC support requested pursuant to §51.917(f).

Name of Reporting Carrier				Polar Communications Mutual Aid Corp.	
Signature of authorized officer				Date	5/21/2016
Printed name of authorized officer		David L. Dunning			
Title or position of authorized officer		GM/CEO			
Telephone number of authorized officer:		(701) 284-7221 ext.			
Study Area Code of Reporting Carrier	381614	Filing Due Date for this form (mm/dd/yyyy)	6/16/2016		

Persons willfully making false statements on this form can be punished by fine or forfeiture under the Communications Act of 1934, 47 U.S.C. §§ 502, 503(b), or fine or imprisonment under Title 18 of the United States Code, 18 U.S.C. § 1001.

RATE FLOOR DATA COLLECTION - OMB Control Number 3060-0986

Block 1 - Contact Information


ROW #	DATA ELEMENT	FORMAT OF REQUESTED DATA	RESPONSE
1	Carrier Study Area Code	6 numeric digits	381614
2	Carrier Study Area Name	alpha characters	POLAR COMMUNICATIONS MUTUAL AID CORP (A)
3	Service Provider Identification Number	9 numeric digits	143002212
4	Residential Local Service Charge Effective Date	mm/dd/yy	07/01/16
5	Contact Name	alpha characters	Flanders, Shari
6	Contact Telephone Number (include area code)	9 numeric digits	701-284-4343
7	Sheet Number	numeric digit(s)	
8	Total Number of Sheets	numeric digit(s)	

Block 2 - Residential Local Service Rates, Fees, and Line Counts

	Column 1 Residential Local Service Charge	Column 2 State Subscriber Line Charge	Column 3 State Universal Service Fee	Column 4 Mandatory Extended Area Service Charge	Column 5 Loops	Column 6 Exchange Name/ Zone Name	Column 7 Class Of Service
9	17.95	0.00	0.00	0.00	29	St Vincent	Res Flat Rate
10	17.95	0.00	0.00	0.00	1	St Vincent	Lifeline
11	17.95	0.00	0.00	0.00	106	Fordville	Res Flat Rate
12	17.95	0.00	0.00	0.00	7	Fordville	Lifeline
13	17.95	0.00	0.00	0.00	322	Lakota	Res Flat Rate
14	17.95	0.00	0.00	0.00	10	Lakota	Lifeline
15	17.95	0.00	0.00	0.00	121	Edmore	Res Flat Rate
16	17.95	0.00	0.00	0.00	4	Edmore	Lifeline
17	17.95	0.00	0.00	0.00	221	Pembina	Res Flat Rate
18	17.95	0.00	0.00	0.00	3	Pembina	Lifeline
19	17.95	0.00	0.00	0.00	117	Gilby	Res Flat Rate
20	17.95	0.00	0.00	0.00	2	Gilby	Lifeline
21	17.95	0.00	0.00	0.00	96	Adams	Res Flat Rate
22	17.95	0.00	0.00	0.00	6	Adams	Lifeline

Rate Floor Data


TO BE COMPLETED BY THE REPORTING CARRIER, IF AN AGENT IS FILING RATE FLOOR DATA ON THE CARRIER'S BEHALF:

<p>Certification of Officer to Authorize an Agent to File Rate Floor Data on Behalf of Reporting Carrier</p> <p>I certify that <u>National Exchange Carrier Association (NECA)</u> is authorized to submit the information reported on behalf of the reporting carrier. I also certify that I am an officer of the reporting carrier; my responsibilities include ensuring the accuracy of the actual rate floor data provided to the authorized agent; and, to the best of my knowledge, the actual rate floor data provided to the authorized agent is accurate.</p> <p>I certify that I am authorized to submit the information reported on this form on behalf of the reporting carrier; that I have provided the information reported herein based on data provided by the reporting carrier; and to the best of my knowledge the information reported herein is accurate.</p>			
Name of Authorized Agent <u>National Exchange Carrier Association (NECA)</u>			
Name of Reporting Carrier <u>Polar Communications Mutual Aid Corp</u>			
Signature of authorized officer 			Date <u>6/1/2016</u>
Printed name of authorized officer <u>David L. Dunning</u>			
Title or position of authorized officer <u>General Manager/CEO</u>			
Telephone number of authorized officer: <u>(701) 284-7221</u> ext. _____			
Study Area Code of Reporting Carrier	<u>381614</u>	Filing Due Date for this form (mm/dd/yyyy)	<u>07/01/2016</u>

Rate Floor Template

Certification of Officer as to the Accuracy of the Data Reported for the Rate Floor Data

I certify that I am an officer of the reporting carrier; my responsibilities include ensuring the accuracy of the actual rate floor data reported ; and, to the best of my knowledge, the information reported on this form is accurate.

Name of Reporting Carrier				Polar Communications Mutual Aid Corp.	
Signature of authorized officer					
Date			6/1/2016		
Printed name of authorized officer				David L. Dunning	
Title or position of authorized officer				General Manager/CEO	
Telephone number of authorized officer:				(701) 284-7221, ext.	
Study Area Code of Reporting Carrier		381614	Filing Due Date for this form (mm/dd/yyyy)	07/01/2016	