



June 1, 2016

North Dakota Public Service Commission  
12<sup>th</sup> Floor, State Capitol  
600 E. Boulevard Ave, Dept 408  
Bismarck, ND 58505-0408

RE: 2016 CAF/ICC DATA COLLECTION AND LOCAL RATE FLOOR DATA COLLECTION

Enclosed is a copy of SRT Communications, Inc. 2016 CAF/ICC Data Collection, and a copy of the Local Rate Floor Data Collection for the period of June, 2016. The associated certifications for each data collection are also attached.

If you have any questions, please feel free to contact me.

Thank you,

A handwritten signature in black ink that reads "Julie Lizotte".

Julie Lizotte  
Director of Regulatory Affairs

Enclosure

2 **PU-16-71** Filed: 6/1/2016 Pages: 16  
Copy of FCC 47CFR Section 54.304 CAF ICC Annual Support Data

SRT Communications, Inc.

Julie Lizotte



## 2016 CAF ICC Data Collection

NECA Home NECA Data Collections Contact Us CAF ICC - Instructions & Documents Paper Certification Tracking Logout  
 Logged in User: Julie Lizotte

Home Select Company Main Page Study Area Data Input Menu ▸ CAF & ARC Output ▸ E-Certification ▸

Study Area: SRT COMMUNICATIONS (ID: 383303)

## Study Area USAC Reports

[View Printer-friendly report]

2016 USAC Data Report (Test Period 2016-2017) ▾

## CONNECT AMERICA FUND

(Preliminary) Data to be provided to USAC/FCC in June 2016 for CAF ICC Purposes

## Current Settlement Type: Cost

Test Period 7/1/16-6/30/17 Post True-up (Filing) View

Rate-of-Return (ROR) Carrier Revenue Requirement		
1	2011 Interstate Switched Access Revenue Requirement	\$1,816,764
2	FY 2011 Intrastate Terminating Switched Access Revenues	\$1,467,633
3	FY 2011 Net Reciprocal Compensation Revenues	\$221,573
4	2011 ROR Carrier Base Period Revenue (Line 1 + Line 2 + Line 3)	\$3,505,970
5	ROR Carrier Baseline Adjustment Factor (0.95 ^ 5)	0.773781
6	ROR Carrier Revenue Requirement (Line 4 x Line 5)	\$2,712,853
7	Pool Administration Expenses	\$76,049
8	Total ROR Carrier Revenue Requirement (Line 6 + Line 7)	\$2,788,902
Revenues from Reformed Inter-carrier Compensation (ICC) Rates		
9	Interstate Switched Access Revenues	\$1,009,569
10	Interstate Allocated Switched Access Revenues#	\$529,874
11	Transitional Intrastate Access Service Revenues	\$179,558
12	Net Transitional Reciprocal Compensation Revenues	\$0
13	Total ICC Revenue (Line 10 + Line 11 + Line 12)	\$709,432
Eligible Recovery		
14	TRS Increment	\$3,761
15	Regulatory Fees Increment	\$0
16	NANPA Increment	\$0
17	Interstate Local Switching Support for Price Cap Affiliates	\$0
18	Adjustment for Double Recovery or Corrections	\$0
19	Test Period 14/15 Trueup - Net Impact on Total Eligible Recovery	\$335,308
20	Eligible Recovery (Line 8 - Line 13) + (Line 14 + Line 15 + Line 16 + Line 18 + Line 19) - (Line 17)	\$2,418,539
Revenues from Access Recovery Charges (ARC)		
21	Residential ARC Revenues	\$297,251
22	Single Line Business ARC Revenues	\$24,780
23	Multi-Line Business ARC Revenues	\$327,240
24	Total ARC Revenues (Line 21 + Line 22 + Line 23)	\$649,271
Connect America Fund (CAF) ICC Support**		
25	Connect America Fund (CAF) ICC Support (Line 20 - Line 24)	\$1,769,267

## NOTES:

#Per FCC Designation Order, calculated as (Sum of Line 9 for all TS pool participants) \* (Line 1/ Sum of Line 1 for all TS pool participants)  
 \*\*NECA estimate provided for informational purposes only - actual to be calculated by USAC.



2016 CAF ICC Data Collection

NECA Home NECA Data Collections Contact Us CAF ICC - Instructions & Documents Paper Certification Tracking Logout

Logged in User: Julie Lizotte

Home Select Company Main Page Study Area Data Input Menu CAF & ARC Output E-Certification

Study Area: SRT COMMUNICATIONS (ID: 383303)

Intrastate Revenues (FCC TRP exhibit)

Option 1: View TRP Output in Excel

Option 2: Download TRP Data in Excel

Intrastate Revenues

Test Year 2016-2017 Expected Maximum Intrastate Revenue: \$179,557.90

Col D Rate Element Description	Col E Unit of Demand	Col F 7/1/2016 Intrastate Rate	Col G Test Year 2015-2016 Current Intrastate Rate	Col H 7/1/2016 Proposed Intrastate Rate	Col I FY 2011 Intrastate Units: Terminating for Non-Dedicated or Originating and Terminating for Dedicated Elements	Col J Intrastate Price-out with 7/1/2016 proposed intrastate rate and FY2011 Demand	Col K FY 2015 Intrastate Units: Terminating for Non-Dedicated and total for Dedicated Elements	Col L Test Year 2016-2017 Forecasted Intrastate Units	Col M Intrastate Units Growth Rate %	Col N TY 2016-17 Forecasted Intrastate Revenue
Terminating End Office Access Service	MOU	\$0.00500000	\$0.00798800	\$0.00500000	15,177,365.00	\$75,886.83	10,634,077.00	9,800,000.00	-4.56%	\$49,000.00
Terminating End Office Access Service	MOU	\$0.00500000	\$0.00542800	\$0.00500000	0.00	\$0.00	0.00	0.00	0.00%	\$0.00
Entrance Facility, Per Termination Voice Grade Two Wire	Termination	\$33.83	\$0.00000000	\$0.00000000	0.00	\$0.00	0.00	0.00	0.00%	\$0.00
Entrance Facility, Per Termination Voice Grade Four Wire	Termination	\$54.13	\$0.00000000	\$0.00000000	0.00	\$0.00	0.00	0.00	0.00%	\$0.00
Entrance Facility, Per Termination High Capacity DS1	Termination	\$164.92	\$0.00000000	\$0.00000000	0.00	\$0.00	0.00	0.00	0.00%	\$0.00
Entrance Facility, Per Termination High Capacity DS3	Termination	\$1,505.72	\$0.00000000	\$0.00000000	0.00	\$0.00	0.00	0.00	0.00%	\$0.00
Entrance Facility, Per Termination Synchronous Optical Channel OC3	Termination	\$1,535.39	\$0.00000000	\$0.00000000	0.00	\$0.00	0.00	0.00	0.00%	\$0.00
Entrance Facility, Per Termination Synchronous Optical Channel OC12	Termination	\$1,639.30	\$0.00000000	\$0.00000000	0.00	\$0.00	0.00	0.00	0.00%	\$0.00
Entrance Facility, Per Termination ESALT 2 Mbps	Circuit	\$292.08	\$0.00000000	\$0.00000000	0.00	\$0.00	0.00	0.00	0.00%	\$0.00
Entrance Facility, Per Termination ESALT 10 Mbps	Circuit	\$314.81	\$0.00000000	\$0.00000000	0.00	\$0.00	0.00	0.00	0.00%	\$0.00
Entrance Facility, Per Termination ESALT 50 Mbps	Circuit	\$407.86	\$0.00000000	\$0.00000000	0.00	\$0.00	0.00	0.00	0.00%	\$0.00
Direct Trunked Transport Facility/ Mile Voice Grade - Two Wire & Four Wire	Mile	\$2.40	\$0.00000000	\$0.00000000	0.00	\$0.00	0.00	0.00	0.00%	\$0.00
Direct Trunked Transport Facility/ Mile High Capacity DS1	Mile	\$11.31	\$11.24	\$11.31	0.00	\$0.00	2,635.00	2,635.00	0.00%	\$29,801.85
Direct Trunked										

Transport Facility/ Mile High Capacity DS3	Mile	\$98.42	\$97.84	\$98.42	0.00	\$0.00	326.00	326.00	0.00%	\$32,084.92
Direct Trunked Transport Facility/ Mile Synchronous Optical Channel OC3	Mile	\$105.35	\$0.00000000	\$0.00000000	0.00	\$0.00	0.00	0.00	0.00%	\$0.00
Direct Trunked Transport Facility/ Mile Synchronous Optical Channel OC12	Mile	\$132.23	\$0.00000000	\$0.00000000	0.00	\$0.00	0.00	0.00	0.00%	\$0.00
Direct Trunked Transport Facility/ Mile ESALT 2 Mbps DTF-E1	Circuit Miles	\$33.27	\$0.00000000	\$0.00000000	0.00	\$0.00	0.00	0.00	0.00%	\$0.00
Direct Trunked Transport Facility/ Mile ESALT 2 Mbps DTF-E2	Circuit Miles	\$22.20	\$0.00000000	\$0.00000000	0.00	\$0.00	0.00	0.00	0.00%	\$0.00
Direct Trunked Transport Facility/ Mile ESALT 2 Mbps DTF-E3	Circuit Miles	\$80.06	\$0.00000000	\$0.00000000	0.00	\$0.00	0.00	0.00	0.00%	\$0.00
Direct Trunked Transport Facility/ Mile ESALT 2 Mbps DTF-E4	Circuit Miles	\$134.07	\$0.00000000	\$0.00000000	0.00	\$0.00	0.00	0.00	0.00%	\$0.00
Direct Trunked Transport Facility/ Mile ESALT 10 Mbps DTF-E1	Circuit Miles	\$84.37	\$0.00000000	\$0.00000000	0.00	\$0.00	0.00	0.00	0.00%	\$0.00
Direct Trunked Transport Facility/ Mile ESALT 10 Mbps DTF-E2	Circuit Miles	\$50.63	\$0.00000000	\$0.00000000	0.00	\$0.00	0.00	0.00	0.00%	\$0.00
Direct Trunked Transport Facility/ Mile ESALT 10 Mbps DTF-E3	Circuit Miles	\$201.53	\$0.00000000	\$0.00000000	0.00	\$0.00	0.00	0.00	0.00%	\$0.00
Direct Trunked Transport Facility/ Mile ESALT 10 Mbps DTF-E4	Circuit Miles	\$413.36	\$0.00000000	\$0.00000000	0.00	\$0.00	0.00	0.00	0.00%	\$0.00
Direct Trunked Transport Facility/ Mile ESALT 50 Mbps DTF-E1	Circuit Miles	\$236.27	\$0.00000000	\$0.00000000	0.00	\$0.00	0.00	0.00	0.00%	\$0.00
Direct Trunked Transport Facility/ Mile ESALT 50 Mbps DTF-E2	Circuit Miles	\$157.51	\$0.00000000	\$0.00000000	0.00	\$0.00	0.00	0.00	0.00%	\$0.00
Direct Trunked Transport Facility/ Mile ESALT 50 Mbps DTF-E3	Circuit Miles	\$658.19	\$0.00000000	\$0.00000000	0.00	\$0.00	0.00	0.00	0.00%	\$0.00
Direct Trunked Transport Facility/ Mile ESALT 50 Mbps DTF-E4	Circuit Miles	\$1,173.02	\$0.00000000	\$0.00000000	0.00	\$0.00	0.00	0.00	0.00%	\$0.00
Direct Trunked Transport Facility/Termination Voice Grade - Two Wire & Four Wire	Termination	\$24.20	\$0.00000000	\$0.00000000	0.00	\$0.00	0.00	0.00	0.00%	\$0.00
Direct Trunked Transport Facility/Termination High Capacity DS1	Termination	\$58.62	\$58.28	\$58.62	0.00	\$0.00	35.00	35.00	0.00%	\$2,051.70
Direct Trunked Transport Facility/Termination High Capacity DS3	Termination	\$376.42	\$374.22	\$376.42	0.00	\$0.00	4.00	4.00	0.00%	\$1,505.68
Direct Trunked Transport Facility/Termination Synchronous Optical Channel OC3	Termination	\$391.93	\$0.00000000	\$0.00000000	0.00	\$0.00	0.00	0.00	0.00%	\$0.00
Direct Trunked Transport Facility/Termination Synchronous Optical Channel OC12	Termination	\$853.36	\$0.00000000	\$0.00000000	0.00	\$0.00	0.00	0.00	0.00%	\$0.00

Transport Facility/Termination ESALT 2 Mbps	Circuit terms	\$77.65	\$0.00000000	\$0.00000000	0.00	\$0.00	0.00	0.00	0.00%	\$0.00
Direct Trunked Transport Facility/Termination ESALT 10 Mbps	Circuit terms	\$94.93	\$0.00000000	\$0.00000000	0.00	\$0.00	0.00	0.00	0.00%	\$0.00
Direct Trunked Transport Facility/Termination ESALT 50 Mbps	Circuit terms	\$116.02	\$0.00000000	\$0.00000000	0.00	\$0.00	0.00	0.00	0.00%	\$0.00
Multiplexing, Per Arrangement DS3 to DS1	Termination	\$343.44	\$341.43	\$343.44	0.00	\$0.00	5.00	5.00	0.00%	\$1,717.20
Multiplexing, Per Arrangement DS1 to Voice	Termination	\$132.60	\$0.00000000	\$0.00000000	0.00	\$0.00	0.00	0.00	0.00%	\$0.00
Customer Node Per Node OC3 155.52 Mbps	Port	\$356.52	\$0.00000000	\$0.00000000	0.00	\$0.00	0.00	0.00	0.00%	\$0.00
Customer Node Per Node OC12 622.08 Mbps	Port	\$1,029.96	\$0.00000000	\$0.00000000	0.00	\$0.00	0.00	0.00	0.00%	\$0.00
Customer Premises Port, Per Port OC3 155.52 Mbps	Port	\$117.00	\$0.00000000	\$0.00000000	0.00	\$0.00	0.00	0.00	0.00%	\$0.00
Customer Premises Port, Per Port STS-1 51.84 Mbps	Port	\$140.46	\$0.00000000	\$0.00000000	0.00	\$0.00	0.00	0.00	0.00%	\$0.00
Customer Premises Port, Per Port DS3 44.736 Mbps	Port	\$140.46	\$0.00000000	\$0.00000000	0.00	\$0.00	0.00	0.00	0.00%	\$0.00
Customer Premises Port, Per Port DS1 1.544 Mbps	Port	\$36.00	\$0.00000000	\$0.00000000	0.00	\$0.00	0.00	0.00	0.00%	\$0.00
Add/Drop Multiplexing Central Office Port, Per Port DS1 1.544 Mbps	Port	\$28.81	\$0.00000000	\$0.00000000	0.00	\$0.00	0.00	0.00	0.00%	\$0.00
Add/Drop Multiplexing Central Office Port, Per Port OC3 155.52 Mbps	Port	\$117.00	\$0.00000000	\$0.00000000	0.00	\$0.00	0.00	0.00	0.00%	\$0.00
Add/Drop Multiplexing Central Office Port, Per Port DS3 44.736 Mbps	Port	\$72.02	\$0.00000000	\$0.00000000	0.00	\$0.00	0.00	0.00	0.00%	\$0.00
Network Blocking, Per Blocked Call	Call	\$0.01650000	\$0.00000000	\$0.00000000	0.00	\$0.00	0.00	0.00	0.00%	\$0.00
Network Blocking, Per Blocked Call, Applies to FGD only	Call	\$0.01650000	\$0.00000000	\$0.00000000	0.00	\$0.00	0.00	0.00	0.00%	\$0.00
ESALT Real Time CoS/QoS, Per ESALT DTF-E1 Facility ESALT 2 Mbps	Facility	\$6.36	\$0.00000000	\$0.00000000	0.00	\$0.00	0.00	0.00	0.00%	\$0.00
ESALT Real Time CoS/QoS, Per ESALT DTF-E1 Facility ESALT 10 Mbps	Facility	\$31.78	\$0.00000000	\$0.00000000	0.00	\$0.00	0.00	0.00	0.00%	\$0.00
ESALT Real Time CoS/QoS, Per ESALT DTF-E1 Facility ESALT 50 Mbps	Facility	\$98.85	\$0.00000000	\$0.00000000	0.00	\$0.00	0.00	0.00	0.00%	\$0.00
ESALT Entrance Facility Protection, Per ESALT Entrance Facility ESALT 2 Mbps	Circuit	\$285.85	\$0.00000000	\$0.00000000	0.00	\$0.00	0.00	0.00	0.00%	\$0.00
ESALT Entrance Facility Protection, Per ESALT Entrance Facility ESALT 10 Mbps	Circuit	\$285.85	\$0.00000000	\$0.00000000	0.00	\$0.00	0.00	0.00	0.00%	\$0.00
ESALT Entrance Facility Protection, Per ESALT Entrance Facility ESALT 50 Mbps	Circuit	\$285.85	\$0.00000000	\$0.00000000	0.00	\$0.00	0.00	0.00	0.00%	\$0.00
Common Channel Signaling Network Connection Signaling Mileage	Mile	\$3.25	\$0.00000000	\$0.00000000	0.00	\$0.00	0.00	0.00	0.00%	\$0.00

Common Channel Signaling Network Connection Signaling Mileage Termination, Per Termination	Termination	\$32.59	\$0.00000000	\$0.00000000	0.00	\$0.00	0.00	0.00	0.00%	\$0.00
Common Channel Signaling Network Connection Signaling Entrance Facility, Per Facility	Facility	\$62.43	\$0.00000000	\$0.00000000	0.00	\$0.00	0.00	0.00	0.00%	\$0.00
Common Channel Signaling Network Connection STP Port, Per Port	Port	\$321.70	\$0.00000000	\$0.00000000	0.00	\$0.00	0.00	0.00	0.00%	\$0.00
Terminating Tandem Switched Transport Terminating Tandem Switched Transport Facility	Minutes / Mile	\$0.00043300	\$0.00043000	\$0.00043300	62,889,254.00	\$27,231.05	7,536,892.00	7,200,000.00	-2.58%	\$3,117.60
Terminating Tandem Switched Transport Terminating Tandem Switched Termination	Minutes	\$0.00224700	\$0.00223400	\$0.00224700	19,445,580.00	\$43,694.22	9,651,674.00	9,169,090.00	-2.89%	\$20,602.95
Terminating Tandem Switched Transport Terminating Tandem Switching	Minutes	\$0.00566800	\$0.00563500	\$0.00566800	16,824,606.00	\$95,361.87	7,337,681.00	7,000,000.00	-2.66%	\$39,676.00
Nonrecurring Charges Voice Grade Two Wire	Facility	\$483.86	\$0.00000000	\$0.00000000	0.00	\$0.00	0.00	0.00	0.00%	\$0.00
Nonrecurring Charges Voice Grade Four Wire	Facility	\$483.86	\$0.00000000	\$0.00000000	0.00	\$0.00	0.00	0.00	0.00%	\$0.00
Nonrecurring Charges High Capacity DS1	Facility	\$354.84	\$0.00000000	\$0.00000000	0.00	\$0.00	0.00	0.00	0.00%	\$0.00
Nonrecurring Charges High Capacity DS3	Facility	\$478.49	\$0.00000000	\$0.00000000	0.00	\$0.00	0.00	0.00	0.00%	\$0.00
Nonrecurring Charges Synchronous Optical Channel OC3	Facility	\$387.09	\$0.00000000	\$0.00000000	0.00	\$0.00	0.00	0.00	0.00%	\$0.00
Nonrecurring Charges Synchronous Optical Channel OC12	Facility	\$387.09	\$0.00000000	\$0.00000000	0.00	\$0.00	0.00	0.00	0.00%	\$0.00
Nonrecurring Charges Interim NXX Translation, Per Order	Order	\$236.56	\$0.00000000	\$0.00000000	0.00	\$0.00	0.00	0.00	0.00%	\$0.00
Nonrecurring Charges FGC and FGD Conversion of Multifrequency Address Signaling to SS7 Signaling or SS7 Signaling to Multifrequency Address Signaling, per 24 trunks converted or fraction thereof on a per order basis	Order	\$475.25	\$0.00000000	\$0.00000000	0.00	\$0.00	0.00	0.00	0.00%	\$0.00
Nonrecurring Charges Trunk Activation, per 24 trunks activated or fraction thereof on a per order basis	Order	\$493.53	\$0.00000000	\$0.00000000	0.00	\$0.00	0.00	0.00	0.00%	\$0.00
Nonrecurring Charges Flexible Automatic Number Identification (Flex ANI), per End Office, per CIC	End Office	\$0.00000000	\$0.00000000	\$0.00000000	0.00	\$0.00	0.00	0.00	0.00%	\$0.00
Nonrecurring Charges ESALT 2 Mbps	Facility	\$573.45	\$0.00000000	\$0.00000000	0.00	\$0.00	0.00	0.00	0.00%	\$0.00

Nonrecurring Charges ESALT 10 Mbps	Facility	\$573.45	\$0.00000000	\$0.00000000	0.00	\$0.00	0.00	0.00	0.00%	\$0.00
Nonrecurring Charges ESALT 50 Mbps	Facility	\$573.45	\$0.00000000	\$0.00000000	0.00	\$0.00	0.00	0.00	0.00%	\$0.00
Nonrecurring Charges ESALT Direct Trunked Termination, per ESALT Direct Trunked Termination installed	Order	\$377.81	\$0.00000000	\$0.00000000	0.00	\$0.00	0.00	0.00	0.00%	\$0.00
Nonrecurring Charges ESALT Entrance Facility Protection, per ESALT Entrance Facility	Facility	\$579.65	\$0.00000000	\$0.00000000	0.00	\$0.00	0.00	0.00	0.00%	\$0.00
										\$242,173.97
										\$170,557.99

© 2016 NECA  
 Terms of Use | Privacy Policy

**ARC Rates - Test Period 2016-2017 Post-True-Up View (Filing view)**

Exchange/Zone Name	Residential Lines excluding Lifelines	Residential ARC	Residential ARC Revenue	SLB ARC	SLB ARC Revenue	MLB ARC	MLB ARC Revenue	Total ARC Revenue
Antler	44	\$1.01	\$533.28					
Berthold	234	\$1.01	\$2,836.08					
Butte	174	\$1.51	\$3,152.88					
Carpio	119	\$1.01	\$1,442.28					
Deering	364	\$1.51	\$6,595.68					
Des Lacs	202	\$1.01	\$2,448.24					
Donnybrook	66	\$1.01	\$799.92					
Glenburn	191	\$1.01	\$2,314.92					
Karlsruhe	88	\$1.51	\$1,594.56					
Landa	46	\$1.01	\$557.52					
Lansford	160	\$1.01	\$1,939.20					
Martin	70	\$1.51	\$1,268.40					
Maxbass	73	\$1.01	\$884.76					
Metigoshe	544	\$1.01	\$6,593.28					
Minot	7,743	\$2.50	\$232,290.00					
Minot AFB	29	\$2.01	\$699.48					
Mohall	313	\$1.01	\$3,793.56					
Newburg	83	\$1.01	\$1,005.96					
Sawyer	387	\$1.01	\$4,690.44					
Sherwood	133	\$1.01	\$1,611.96					
South Prairie	265	\$1.01	\$3,211.80					
Tolley	60	\$1.01	\$727.20					
Towner	326	\$1.51	\$5,907.12					
Upham	135	\$1.51	\$2,446.20					
Velva	332	\$1.51	\$6,015.84					
Westhope	156	\$1.01	\$1,890.72					
<b>Study Area Summary</b>	<b>12,337</b>		<b>\$297,251.28</b>	<b>\$2.50</b>	<b>\$24,780.00</b>	<b>\$3.00</b>	<b>\$327,240.00</b>	<b>\$649,271.28</b>

(Filing View (Post True-Up) ARC Rates - for Study Area 383303)

**CAF ICC - Test Period 2016-2017 Post True-Up (Filing) View**


Line ID	Line Description	Study Area Amounts
	<b>Test Period 2016-2017 Pre True-Up View</b>	
10	Total Eligible Recovery (Pre-TrueUp)	\$2,083,230.68
30	Residential ARC Revenue at FCC Prescribed Rate	\$297,251.28
40	SLB ARC Revenue at FCC Prescribed Rate	\$24,780.00
50	MLB ARC Revenue at FCC Prescribed Rate	\$327,240.00
60	Total ARC Revenue (Pre-TrueUp)	\$649,271.28
70	CAFICC Support (Pre-TrueUp)	\$1,433,959.40
	<b>Test Period 2014-2015 True-Up</b>	
80	Net Impact on Total Eligible Recovery	\$335,307.74
	<b>Test Period 2016-2017 Filing (Post True-Up) View</b>	
90	Total Eligible Recovery (Post-TrueUp)	\$2,418,538.42
110	Residential ARC Revenue at FCC Prescribed Rate	\$297,251.28
120	SLB ARC Revenue at FCC Prescribed Rate	\$24,780.00
130	MLB ARC Revenue at FCC Prescribed Rate	\$327,240.00
140	Total ARC Revenue (Post-TrueUp)	\$649,271.28
150	<b>CAFICC Support (Post-TrueUp)</b>	<b>\$1,769,267.14</b>

(Filing view - After TP 14-15 True-Up CAF ICC Data for Study Area 383303)

TO BE COMPLETED BY AN OFFICER OF THE REPORTING CARRIER

**Certification of Officer for Rate-of-Return Carrier Not Seeking Duplicative Recovery**

I certify that I am an officer of the reporting carrier and that, to the best of my knowledge, this reporting carrier is not seeking duplicative recovery in the state jurisdiction for any Eligible Recovery subject to the recovery mechanism as per 51.917(d)(vii).

Name of Reporting Carrier				SRT Communications, Inc.	
Signature of authorized officer				Date	05/18/2016
Printed name of authorized officer		Steve Lysne			
Title or position of authorized officer		CEO/General Manager			
Telephone number of authorized officer:		(701) 858-5246 <sub>ext.</sub>			
Study Area Code of Reporting Carrier		383303	Filing Due Date for this form (mm/dd/yyyy)	6/16/2016	
<p>Persons willfully making false statements on this form can be punished by fine or forfeiture under the Communications Act of 1934, 47 U.S.C. §§ 502, 503(b), or fine or imprisonment under Title 18 of the United States Code, 18 U.S.C. § 1001.</p>					

TO BE COMPLETED BY AN OFFICER OF THE REPORTING CARRIER

**Certification of Officer for Rate-of-Return Carrier Eligibility for CAF/ICC Recovery**

I certify that I am an officer of the reporting carrier and that, to the best of my knowledge, the reporting carrier on this form certifies that it has complied with Eligible Recovery §51.917(d) and Access Recovery Charge §51.917(e) and is eligible to receive the CAF ICC support requested pursuant to §51.917(f).

Name of Reporting Carrier: SRT Communications, Inc.

Signature of authorized officer: *[Handwritten Signature]* Date: 05/18/2016

Printed name of authorized officer: Steve Lysne  
 Title or position of authorized officer: CEO/General Manager

Telephone number of authorized officer: (701) 858-5246

Study Area Code of Reporting Carrier	383303	Filing Due Date for this form (mm/dd/yyyy)	6/16/2016
--------------------------------------	--------	--	-----------

Persons willfully making false statements on this form can be punished by fine or forfeiture under the Communications Act of 1934, 47 U.S.C. §§ 502, 503(b), or fine or imprisonment under Title 18 of the United States Code, 18 U.S.C. § 1001.

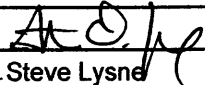
TO BE COMPLETED BY THE REPORTING CARRIER,

**Certification of Officer as to the Accuracy of the CAF ICC Data Reported**

I certify that I am an officer of the reporting carrier; my responsibilities include ensuring the accuracy of the actual data reported; and, to the best of my knowledge, the information reported on this form is accurate.

Name of Reporting Carrier **SRT Communications, Inc.**

Signature of Authorized Officer



Date **05/18/2016**

Printed name of Authorized Officer

**Steve Lysne**

Title or position of Authorized Officer

**CEO/General Manager**

Telephone number of Authorized Officer:

**(701) 858-5246** ext.

Study Area Code of Reporting Carrier

**383303**

Filing Due Date for this form  
(mm/dd/yyyy)

**6/16/2016**

Persons willfully making false statements on this form can be punished by fine or forfeiture under the Communications Act of 1934, 47 U.S.C. §§ 502, 503(b), or fine or imprisonment under Title 18 of the United States Code, 18 U.S.C. § 1001.


TO BE COMPLETED BY THE REPORTING CARRIER, IF AN AGENT IS FILING DATA ON THE CARRIER'S BEHALF:

**Certification of Officer to Authorize an Agent to File Data Reported on Behalf of Reporting Carrier**

I certify that (Name of Agent) National Exchange Carrier Association, Inc. (NECA) is authorized to submit the information reported on behalf of the reporting carrier. I also certify that I am an officer of the reporting carrier; my responsibilities include ensuring the accuracy of the data provided to the Authorized Agent; and, to the best of my knowledge, the actual data provided to the Authorized Agent are accurate.

Name of Authorized Agent National Exchange Carrier Association, Inc. (NECA)

Name of Reporting Carrier SRT Communications, Inc.

Signature of Authorized Officer  Date 05/18/2016

Printed name of Authorized Officer Steve Lysne

Title or position of Authorized Officer CEO/General Manager

Telephone number of Authorized Officer: (701) 858-5246 ext. \_\_\_\_\_

Study Area Code of Reporting Carrier 383303 Filing Due Date for this form (mm/dd/yyyy) 6/16/2016

Persons willfully making false statements on this form can be punished by fine or forfeiture under the Communications Act of 1934, 47 U.S.C. §§ 502, 503(b), or fine or imprisonment under Title 18 of the United States Code, 18 U.S.C. § 1001.

Rate Floor Data Collection - OMB Control Number 3060-0986

Block 1 - Contact Information


ROW #	DATA ELEMENT	REQUESTED DATA	RESPONSE
1	Carrier Study Area Code	6 numeric digits	383303
2	Carrier Study Area Name	alpha characters	SRT COMMUNICATIONS, INC.
3	Service Provider Identification Number	9 numeric digits	143002220
4	Residential Local Service Charge Effective Date	mm/dd/yy	07/01/16
5	Contact Name	alpha characters	Lizotte, Julie E
6	Contact Telephone Number (include area code)	9 numeric digits	701-858-5233
7	Sheet Number	numeric digit(s)	
8	Total Number of Sheets	numeric digit(s)	

Block 2 - Residential Local Service Rates, Fees and Line Counts

ROW #	Column 1 Residential Local Service Charge	Column 2 State Subscriber Line Charge	Column 3 State Universal Service Fee	Column 4 Mandatory Extended Area Service Charge	Column 5 Loops	Column 6 Exchange Name/Zone Name	Column 7 Class Of Service
9	20.95	0.00	0.00	0.00	45 Antler	Res flat rate	Lifeline
10	20.95	0.00	0.00	0.00	3 Antler	Res flat rate	Lifeline
11	20.95	0.00	0.00	0.00	239 Berthold	Res flat rate	Lifeline
12	20.95	0.00	0.00	0.00	10 Berthold	Res flat rate	Outside Extension
13	13.95	0.00	0.00	0.00	1 Berthold	Res flat rate	Res flat rate
14	20.95	0.00	0.00	0.00	214 Butte	Res flat rate	Lifeline
15	20.95	0.00	0.00	0.00	19 Butte	Res flat rate	Res flat rate
16	20.95	0.00	0.00	0.00	121 Carpio	Res flat rate	Lifeline
17	20.95	0.00	0.00	0.00	10 Carpio	Res flat rate	Res flat rate
18	20.95	0.00	0.00	0.00	364 Deering	Res flat rate	Lifeline
19	20.95	0.00	0.00	0.00	29 Deering	Res flat rate	Res flat rate
20	13.95	0.00	0.00	0.00	1 Deering	Res flat rate	Outside Extension
21	20.95	0.00	0.00	0.00	203 Des Lacs	Res flat rate	Res flat rate
22	20.95	0.00	0.00	0.00	11 Des Lacs	Res flat rate	Lifeline
23	20.95	0.00	0.00	0.00	70 Donnybrook	Res flat rate	Res flat rate
24	20.95	0.00	0.00	0.00	3 Donnybrook	Res flat rate	Lifeline
25	20.95	0.00	0.00	0.00	194 Glenburn	Res flat rate	Res flat rate
26	20.95	0.00	0.00	0.00	8 Glenburn	Res flat rate	Lifeline
27	20.95	0.00	0.00	0.00	94 Karlsruhe	Res flat rate	Res flat rate
28	20.95	0.00	0.00	0.00	7 Karlsruhe	Res flat rate	Lifeline
29	13.95	0.00	0.00	0.00	1 Karlsruhe	Res flat rate	Outside Extension
30	20.95	0.00	0.00	0.00	46 Landa	Res flat rate	Res flat rate
31	20.95	0.00	0.00	0.00	4 Landa	Res flat rate	Lifeline
32	20.95	0.00	0.00	0.00	162 Lansford	Res flat rate	Res flat rate
33	20.95	0.00	0.00	0.00	7 Lansford	Res flat rate	Lifeline
34	13.95	0.00	0.00	0.00	2 Lansford	Res flat rate	Outside Extension
35	20.95	0.00	0.00	0.00	73 Martin	Res flat rate	Res flat rate
36	20.95	0.00	0.00	0.00	8 Martin	Res flat rate	Lifeline
37	20.95	0.00	0.00	0.00	74 Maxbass	Res flat rate	Res flat rate
38	20.95	0.00	0.00	0.00	4 Maxbass	Res flat rate	Lifeline
39	20.95	0.00	0.00	0.00	1 Megitoshhe	Res flat rate	Tribal Lifeline
40	20.95	0.00	0.00	0.00	629 Meitgoshhe	Res flat rate	Res flat rate

41	20.95	0.00	0.00	0.00	35 Metigoshe	Lifeline
42	18.50	0.00	0.00	0.00	7746 Minot	Res flat rate
43	20.95	0.00	0.00	0.00	1 Minot	Res flat rate
44	18.50	0.00	0.00	0.00	647 Minot	Lifeline
45	13.95	0.00	0.00	0.00	9 Minot	Outside Extension
46	20.95	0.00	0.00	0.00	28 Minot, AFB	Res flat rate
47	20.95	0.00	0.00	0.00	321 Mohall	Res flat rate
48	20.95	0.00	0.00	0.00	20 Mohall	Lifeline
49	20.95	0.00	0.00	0.00	84 Newburg	Res flat rate
50	20.95	0.00	0.00	0.00	1 Newburg	Lifeline
51	13.95	0.00	0.00	0.00	1 Newburg	Outside Extension
52	13.95	0.00	0.00	0.00	2 Sawyer	Outside Extension
53	20.95	0.00	0.00	0.00	386 Sawyer	Res flat rate
54	20.95	0.00	0.00	0.00	27 Sawyer	Lifeline
55	20.95	0.00	0.00	0.00	138 Sherwood	Res flat rate
56	20.95	0.00	0.00	0.00	6 Sherwood	Lifeline
57	13.95	0.00	0.00	0.00	1 Sherwood	Outside Extension
58	20.95	0.00	0.00	0.00	276 So. Prairie	Res flat rate
59	20.95	0.00	0.00	0.00	12 So. Prairie	Lifeline
60	20.95	0.00	0.00	0.00	68 Tolley	Res flat rate
61	20.95	0.00	0.00	0.00	2 Tolley	Lifeline
62	20.95	0.00	0.00	0.00	333 Towner	Res flat rate
63	20.95	0.00	0.00	0.00	29 Towner	Lifeline
64	13.95	0.00	0.00	0.00	3 Towner	Outside Extension
65	13.95	0.00	0.00	0.00	1 Upham	Outside Extension
66	20.95	0.00	0.00	0.00	138 Upham	Res flat rate
67	20.95	0.00	0.00	0.00	17 Upham	Lifeline
68	20.95	0.00	0.00	0.00	332 Velva	Res flat rate
69	20.95	0.00	0.00	0.00	23 Velva	Lifeline
70	13.95	0.00	0.00	0.00	1 Velva	Outside Extension
71	20.95	0.00	0.00	0.00	165 Westhope	Res flat rate
72	20.95	0.00	0.00	0.00	18 Westhope	Lifeline

TO BE COMPLETED BY THE REPORTING CARRIER, IF AN AGENT IS FILING RATE FLOOR DATA ON THE CARRIER'S BEHALF:

<p><b>Certification of Officer to Authorize an Agent to File Rate Floor Data on Behalf of Reporting Carrier</b></p> <p>I certify that <u>National Exchange Carrier Association (NECA)</u> is authorized to submit the information reported on behalf of the reporting carrier. I also certify that I am an officer of the reporting carrier; my responsibilities include ensuring the accuracy of the actual rate floor data provided to the authorized agent; and, to the best of my knowledge, the actual rate floor data provided to the authorized agent is accurate.</p> <p>I certify that I am authorized to submit the information reported on this form on behalf of the reporting carrier; that I have provided the information reported herein based on data provided by the reporting carrier; and to the best of my knowledge the information reported herein is accurate.</p>			
Name of Authorized Agent <u>National Exchange Carrier Association (NECA)</u>			
Name of Reporting Carrier <u>SRT COMMUNICATIONS, INC.</u>			
Signature of authorized officer 			Date <u>06/01/16</u>
Printed name of authorized officer <u>STEVE LYSNE</u>			
Title or position of authorized officer <u>CEO/GENERAL MANAGER</u>			
Telephone number of authorized officer: <u>(701) 858-5246</u> ext.			
Study Area Code of Reporting Carrier	<u>383303</u>	Filing Due Date for this form (mm/dd/yyyy)	<u>07/01/2016</u>


Rate Floor Template

**Certification of Officer as to the Accuracy of the Data Reported for the Rate Floor Data**

I certify that I am an officer of the reporting carrier; my responsibilities include ensuring the accuracy of the actual rate floor data reported ; and, to the best of my knowledge, the information reported on this form is accurate.

Name of Reporting Carrier **SRT COMMUNICATIONS, INC.**

Signature of authorized officer



Date **06/01/16**

Printed name of authorized officer

**STEVE LYSNE**

Title or position of authorized officer

**CEO/GENERAL MANAGER**

Telephone number of authorized officer: **(701) 858-5246** ext.

Study Area Code of Reporting Carrier

**383303**

Filing Due Date for this form  
(mm/dd/yyyy)

**07/01/2016**