

Exam Date:04/11/2017

Equity Cooperative Elevator Company of S

Page: 1

Examiner: 2

PO Box 218

Sheyenne , ND

County:

Phone: 701-996-2231

CCC Number:

Location/Container Numbers/Comments	Section	Capacity
PART A - ADDITIONAL SPACE TO BE INCLUDED UNDER LICENSE		
401	F	3,223
402	F	3,223
403	F	3,223
404	F	3,223
405	F	3,223
406	F	3,223
407	F	3,477
408	F	3,223
409	F	3,223
410	F	3,223
411	F	3,223
412	F	3,223
413	F	3,223
414	F	3,223
415	F	138,922
		Total: 184,298

PART B - SPACE TO BE DELETED UNDER LICENSE

<NO BINS DELETED>

Total: 0**PART C - ALL SPACE TO BE INCLUDED UNDER LICENSE**

A	347,000
B	122,000
C	326,000
F	185,000
Total: 980,000	

PART D - TOTAL CAPACITY BY FUNCTIONAL UNIT

Oberon 281	C	326,000
Sheyenne 282	A B F	654,000
Total:		980,000

NDPSC Bin Capacity Chart

Exam Date:04/11/2017

Equity Cooperative Elevator Company of S
PO Box 218
Sheyenne , ND
County:

Page: 1

Examiner: 2

Status	Section	Bin Number	Bin Type	Base Point	Diameter or Bu/Ft (Irreg).		Side wall	Add for Hopper	Ded. for Obst.	Effective Depth	Add for Peak	Depth for Capac.	Bushels per Foot	Base Pack%	Bushel Capacity with Pack	
					Length	Width										
	A	202	Peaked	top of sidewall at eave	35.700	0.000	0.000	65.50	0.00	0.00	65.500	2.100	67.6	804.6	10.0	59,830
	A	203	Peaked	top of sidewall at eave	41.800	0.000	0.000	69.40	0.00	0.00	69.400	2.500	71.9	1103.1	10.0	87,244
	A	204	Peaked	top of sidewall at eave	59.700	0.000	0.000	68.20	0.00	0.00	68.200	4.200	72.4	2250.2	10.0	179,205
	A	205	Peaked	top of sidewall - hopper bin	24.000	0.000	0.000	22.00	3.00	0.00	25.000	1.400	26.4	363.7	7.80	10,351
	A	206	Peaked	top of sidewall- hopper bin	24.000	0.000	0.000	22.00	3.00	0.00	25.000	1.400	26.4	363.7	7.80	10,351

Bin count: 5

Facility: Sheyenne Section: A Total: **346,981**To Even: **347,000****Section: B**

	B	001	Square	work floor	0.000	5.700	3.500	52.50	0.00	0.00	52.500	0.000	52.5	16.0	2.00	857
	B	003	Square	work floor	0.000	5.000	4.100	52.00	0.00	0.00	52.000	0.000	52.0	16.5	2.00	875
	B	004 T	Square	work floor	0.000	11.20	6.000	21.00	0.00	0.00	21.000	0.000	21.0	54.0	4.50	1,185
	B	004 B	Square	work floor - top 21'	0.000	11.20	10.60	49.50	0.00	0.00	49.500	0.000	49.5	95.4	6.00	5,005
	B	005	Square	work floor	0.000	11.20	4.600	20.00	0.00	0.00	20.000	0.000	20.0	41.4	3.50	857
	B	006	Square	work floor	0.000	5.700	3.500	52.50	0.00	0.00	52.500	0.000	52.5	16.0	2.00	857
	B	007	Square	work floor	0.000	10.60	5.700	51.00	0.00	0.00	51.000	0.000	51.0	48.6	4.20	2,583
	B	008	Square	work floor	0.000	10.60	5.800	51.00	0.00	0.00	51.000	0.000	51.0	49.4	4.20	2,625
	B	009	Square	work floor	0.000	11.20	10.60	70.00	0.00	0.00	70.000	0.000	70.0	95.4	6.00	7,079
	B	010	Square	work floor	0.000	7.300	5.800	52.00	0.00	0.00	52.000	0.000	52.0	34.0	2.50	1,812
	B	012 T	Square	work floor	0.000	7.600	7.300	15.00	0.00	0.00	15.000	0.000	15.0	44.6	3.50	692
	B	012 B	Square	work floor - top 15'	0.000	11.20	7.300	37.00	0.00	0.00	37.000	0.000	37.0	65.7	5.00	2,553
	B	015	Square	work floor	0.000	11.20	7.400	51.50	0.00	0.00	51.500	0.000	51.5	66.6	5.00	3,602
	B	016	Square	work floor	0.000	11.20	10.60	70.00	0.00	0.00	70.000	0.000	70.0	95.4	6.00	7,079
	B	017	Square	work floor	0.000	7.400	5.800	52.00	0.00	0.00	52.000	0.000	52.0	34.5	3.00	1,848

NDPSC Bin Capacity Chart

Exam Date:04/11/2017

Equity Cooperative Elevator Company of S
PO Box 218
Sheyenne , ND
County:

Page: 2

Examiner: 2

Status	Section	Bin Number	Bin Type	Base Point	Diameter or Bu/Ft (Irreg).		Side wall	Add for Hopper	Ded. for Obst.	Effective Depth	Add for Peak	Depth for Capac.	Bushels per Foot	Base Pack%	Bushel Capacity with Pack	
					Length	Width										
	B	018	Square	work floor	0.000	10.60	5.800	51.00	0.00	0.00	51.000	0.000	51.0	49.4	4.20	2,625
	B	020	Square	work floor	0.000	10.60	5.700	51.00	0.00	0.00	51.000	0.000	51.0	48.6	4.20	2,583
	B	021 T	Square	work floor	0.000	11.00	7.000	53.00	0.00	0.00	53.000	0.000	53.0	61.9	4.80	3,438
	B	021 B	Square	work floor- top 53'	0.000	11.00	10.60	17.00	0.00	0.00	17.000	0.000	17.0	93.7	5.80	1,685
	B	022	Square	work floor	0.000	11.00	4.100	51.00	0.00	0.00	51.000	0.000	51.0	36.3	3.00	1,907
	B	023	Square	work floor	0.000	7.400	5.700	52.00	0.00	0.00	52.000	0.000	52.0	33.9	2.50	1,807
	B	024	Square	work floor	0.000	5.400	4.100	52.00	0.00	0.00	52.000	0.000	52.0	17.8	2.00	945
	B	101	Peaked	top of sidewall	32.900	0.000	0.000	42.70	0.00	0.00	42.700	2.000	44.7	683.4	9.50	33,450
	B	102	Peaked	top of sidewall	32.900	0.000	0.000	42.70	0.00	0.00	42.700	2.000	44.7	683.4	9.50	33,450

Bin count: 24

Facility: Sheyenne Section: B Total: 121,399

To Even: 122,000

Section: C

	C	001	Square	work floor	0.000	10.60	6.100	39.00	0.00	0.00	39.000	0.000	39.0	52.0	4.50	2,119
	C	002	Square	work floor	0.000	5.000	3.800	39.00	0.00	0.00	39.000	0.000	39.0	15.3	2.00	609
	C	003	Square	work floor	0.000	5.000	3.800	39.00	0.00	0.00	39.000	0.000	39.0	15.3	2.00	609
	C	004	Square	work floor	0.000	5.000	5.400	40.00	0.00	0.00	40.000	0.000	40.0	21.7	2.00	885
	C	006	Square	work floor	0.000	5.000	4.900	40.00	0.00	0.00	40.000	0.000	40.0	19.7	2.00	804
	C	007 T	Square	work floor	0.000	11.00	5.000	40.00	0.00	0.00	40.000	0.000	40.0	44.2	3.50	1,830
	C	007 B	Square	work floor - top 40	0.000	11.20	10.10	14.00	0.00	0.00	14.000	0.000	14.0	90.9	5.80	1,347
	C	009	Square	work floor	0.000	10.60	5.400	42.00	0.00	0.00	42.000	0.000	42.0	46.0	4.00	2,009
	C	010 T	Square	work floor	0.000	10.60	4.900	42.00	0.00	0.00	42.000	0.000	42.0	41.8	3.50	1,817
	C	010 B	Square	work floor -top 42'	0.000	11.20	10.40	12.00	0.00	0.00	12.000	0.000	12.0	93.6	5.80	1,188
	C	011 T	Square	work floor	0.000	10.10	4.900	42.00	0.00	0.00	42.000	0.000	42.0	39.8	3.00	1,722

NDPSC Bin Capacity Chart

Exam Date:04/11/2017

Equity Cooperative Elevator Company of S
PO Box 218
Sheyenne , ND
County:

Page: 3

Examiner: 2

Status	Section	Bin Number	Bin Type	Base Point	Diameter or Bu/Ft (Irreg).		Side wall	Add for Hopper	Ded. for Obst.	Effective Depth	Add for Peak	Depth for Capac.	Bushels per Foot	Base Pack%	Bushel Capacity with Pack	
					Length	Width										
	C	011 B	Square	work floor - top 42'	0.000	11.20	10.10	12.00	0.00	0.00	12.000	0.000	12.0	90.9	5.80	1,154
	C	012	Square	work floor	0.000	10.10	5.400	37.00	0.00	0.00	37.000	0.000	37.0	43.8	3.50	1,678
	C	013	Square	work floor	0.000	10.10	6.100	38.00	0.00	0.00	38.000	0.000	38.0	49.5	4.20	1,960
	C	015 T	Irregular	work floor - 10.1 X 6.5 less	33.000	0.000	0.000	9.500	0.00	0.00	9.500	0.000	9.5	33.0	2.50	322
	C	015 B	Square	work floor - top 9.5'	0.000	10.10	6.500	28.50	0.00	0.00	28.500	0.000	28.5	52.8	4.50	1,573
	C	016	Square	work floor	0.000	10.10	5.400	42.00	0.00	0.00	42.000	0.000	42.0	43.8	3.50	1,904
	C	017 T	Square	work floor	0.000	10.10	4.900	42.00	0.00	0.00	42.000	0.000	42.0	39.8	3.00	1,722
	C	017 B	Square	work floor - top 42'	0.000	11.20	10.10	12.00	0.00	0.00	12.000	0.000	12.0	90.9	5.80	1,154
	C	018	Square	work floor	0.000	10.60	5.400	42.00	0.00	0.00	42.000	0.000	42.0	46.0	4.00	2,009
	C	019	Square	work floor	0.000	10.60	4.900	29.00	0.00	0.00	29.000	0.000	29.0	41.8	3.50	1,254
	C	022 T	Square	work floor	0.000	10.10	4.900	42.00	0.00	0.00	42.000	0.000	42.0	39.8	3.00	1,722
	C	022 B	Square	work floor - top 42'	0.000	11.20	10.10	12.00	0.00	0.00	12.000	0.000	12.0	90.9	5.80	1,154
	C	023	Square	work floor	0.000	10.10	5.400	42.00	0.00	0.00	42.000	0.000	42.0	43.8	3.50	1,904
	C	024	Square	work floor	0.000	10.10	3.500	39.00	0.00	0.00	39.000	0.000	39.0	28.4	2.50	1,136
	C	026	Square	work floor	0.000	10.60	6.500	39.00	0.00	0.00	39.000	0.000	39.0	55.4	4.80	2,265
	C	101 T	Square	work floor	0.000	10.30	9.700	43.00	0.00	0.00	43.000	0.000	43.0	80.3	5.50	3,643
	C	101 B	Square	work floor - top 43'	0.000	14.30	9.400	8.000	0.00	0.00	8.000	0.000	8.0	108.1	6.20	919
	C	102 T	Square	work floor	0.000	10.30	9.800	43.00	0.00	0.00	43.000	0.000	43.0	81.1	5.50	3,679
	C	102 B	Square	work floor - top 43'	0.000	14.30	9.600	8.000	0.00	0.00	8.000	0.000	8.0	110.4	6.20	938
	C	103 T	Square	work floor	0.000	10.30	9.700	43.00	0.00	0.00	43.000	0.000	43.0	80.3	5.50	3,643
	C	103 B	Square	work floor - top 43'	0.000	14.30	9.700	8.000	0.00	0.00	8.000	0.000	8.0	111.5	6.20	947
	C	104	Square	work floor	0.000	11.00	9.700	43.00	0.00	0.00	43.000	0.000	43.0	85.8	5.80	3,903
	C	105 T	Square	work floor	0.000	10.30	9.700	43.00	0.00	0.00	43.000	0.000	43.0	80.3	5.50	3,643
	C	105 B	Square	work floor - top 43'	0.000	14.30	9.500	8.000	0.00	0.00	8.000	0.000	8.0	109.2	6.20	928
	C	107	Square	work floor	0.000	11.00	9.700	43.00	0.00	0.00	43.000	0.000	43.0	85.8	5.80	3,903

Section: C

Client ID: 3368

NDPSC Bin Capacity Chart

08/21/2017 02:15:00 PM

Exam Date:04/11/2017

Equity Cooperative Elevator Company of S
PO Box 218
Sheyenne , ND
County:

Page: 4

Examiner: 2

Status	Section	Bin Number	Bin Type	Base Point	Diameter or Bu/Ft (Irreg.) Length	Width	Side wall	Add for Hopper	Ded. for Obst.	Effective Depth	Add for Peak	Depth for Capac.	Bushels per Foot	Base Pack%	Bushel Capacity with Pack	
	Section: C															
	C	108 T	Square	work floor	0.000	10.00	9.700	43.00	0.00	0.00	43.000	0.000	43.0	78.0	5.50	3,538
	C	108 B	Square	work floor - top 43'	0.000	12.20	9.500	8.000	0.00	0.00	8.000	0.000	8.0	93.2	5.80	789
	C	109 T	Square	work floor	0.000	10.00	9.700	43.00	0.00	0.00	43.000	0.000	43.0	78.0	5.50	3,538
	C	109 B	Square	work floor - top 43'	0.000	12.20	9.700	8.000	0.00	0.00	8.000	0.000	8.0	95.1	6.00	807
	C	110 T	Square	work floor	0.000	10.00	9.800	43.00	0.00	0.00	43.000	0.000	43.0	78.8	5.50	3,574
	C	110 B	Square	work floor - top 43'	0.000	12.20	9.600	8.000	0.00	0.00	8.000	0.000	8.0	94.1	6.00	798
	C	111 T	Square	work floor	0.000	10.00	9.700	43.00	0.00	0.00	43.000	0.000	43.0	78.0	5.50	3,538
	C	111 B	Square	work floor - top 43'	0.000	12.20	9.400	8.000	0.00	0.00	8.000	0.000	8.0	92.2	5.80	781
	C	112	Square	work floor	0.000	11.00	9.700	44.00	0.00	0.00	44.000	0.000	44.0	85.8	5.80	3,994
	C	113	Square	work floor	0.000	11.00	9.800	43.00	0.00	0.00	43.000	0.000	43.0	86.7	5.80	3,944
	C	201	Peaked	top of sidewall	18.000	0.000	0.000	46.80	0.00	0.00	46.800	1.100	47.9	204.6	6.00	10,388
	C	202	Peaked	top of sidewall	47.800	0.000	0.000	46.80	0.00	0.00	46.800	2.900	49.7	1442.5	10.0	78,861
	C	301	Peaked	top of sidewall	59.800	0.000	0.000	54.80	0.00	0.00	54.800	4.200	59.0	2257.7	10.0	146,524

Bin count: 49

Facility: Oberon Section: C Total: 325,070

To Even: 326,000

Section: F

Added	F	401	Square		0.000	10.00	10.00	35.00	3.00	0.00	38.000	0.000	38.0	80.4	5.50	3,223
Added	F	402	Square		0.000	10.00	10.00	35.00	3.00	0.00	38.000	0.000	38.0	80.4	5.50	3,223
Added	F	403	Square		0.000	10.00	10.00	35.00	3.00	0.00	38.000	0.000	38.0	80.4	5.50	3,223
Added	F	404	Square		0.000	10.00	10.00	35.00	3.00	0.00	38.000	0.000	38.0	80.4	5.50	3,223
Added	F	405	Square		0.000	10.00	10.00	35.00	3.00	0.00	38.000	0.000	38.0	80.4	5.50	3,223
Added	F	406	Square		0.000	10.00	10.00	35.00	3.00	0.00	38.000	0.000	38.0	80.4	5.50	3,223
Added	F	407	Square	Larger Hopper, north bin	0.000	10.00	10.00	35.00	6.00	0.00	41.000	0.000	41.0	80.4	5.50	3,477

NDPSC Bin Capacity Chart

Exam Date:04/11/2017

Equity Cooperative Elevator Company of S
 PO Box 218
 Sheyenne , ND
 County:

Examiner: 2

Status	Section	Bin Number	Bin Type	Base Point	Diameter or Bu/Ft (Irreg.)	Length	Width	Side wall	Add for Hopper	Ded. for Obst.	Effective Depth	Add for Peak	Depth for Capac.	Bushels per Foot	Base Pack%	Bushel Capacity with Pack
Added	F	408	Square		0.000	10.00	10.00	35.00	3.00	0.00	38.000	0.000	38.0	80.4	5.50	3,223
Added	F	409	Square		0.000	10.00	10.00	35.00	3.00	0.00	38.000	0.000	38.0	80.4	5.50	3,223
Added	F	410	Square		0.000	10.00	10.00	35.00	3.00	0.00	38.000	0.000	38.0	80.4	5.50	3,223
Added	F	411	Square		0.000	10.00	10.00	35.00	3.00	0.00	38.000	0.000	38.0	80.4	5.50	3,223
Added	F	412	Square		0.000	10.00	10.00	35.00	3.00	0.00	38.000	0.000	38.0	80.4	5.50	3,223
Added	F	413	Square		0.000	10.00	10.00	35.00	3.00	0.00	38.000	0.000	38.0	80.4	5.50	3,223
Added	F	414	Square		0.000	10.00	10.00	35.00	3.00	0.00	38.000	0.000	38.0	80.4	5.50	3,223
Added	F	415	Peaked	Get Dimensions when built	54.000	0.000	0.000	64.75	0.00	0.00	64.750	3.800	68.6	1841.0	10.0	138,922

Bin count: 15

Facility: Sheyenne Section: F Total: 184,298

To Even: 185,000

Overall Licensed Bin Capacity for:

Equity Cooperative Elevator Company of S

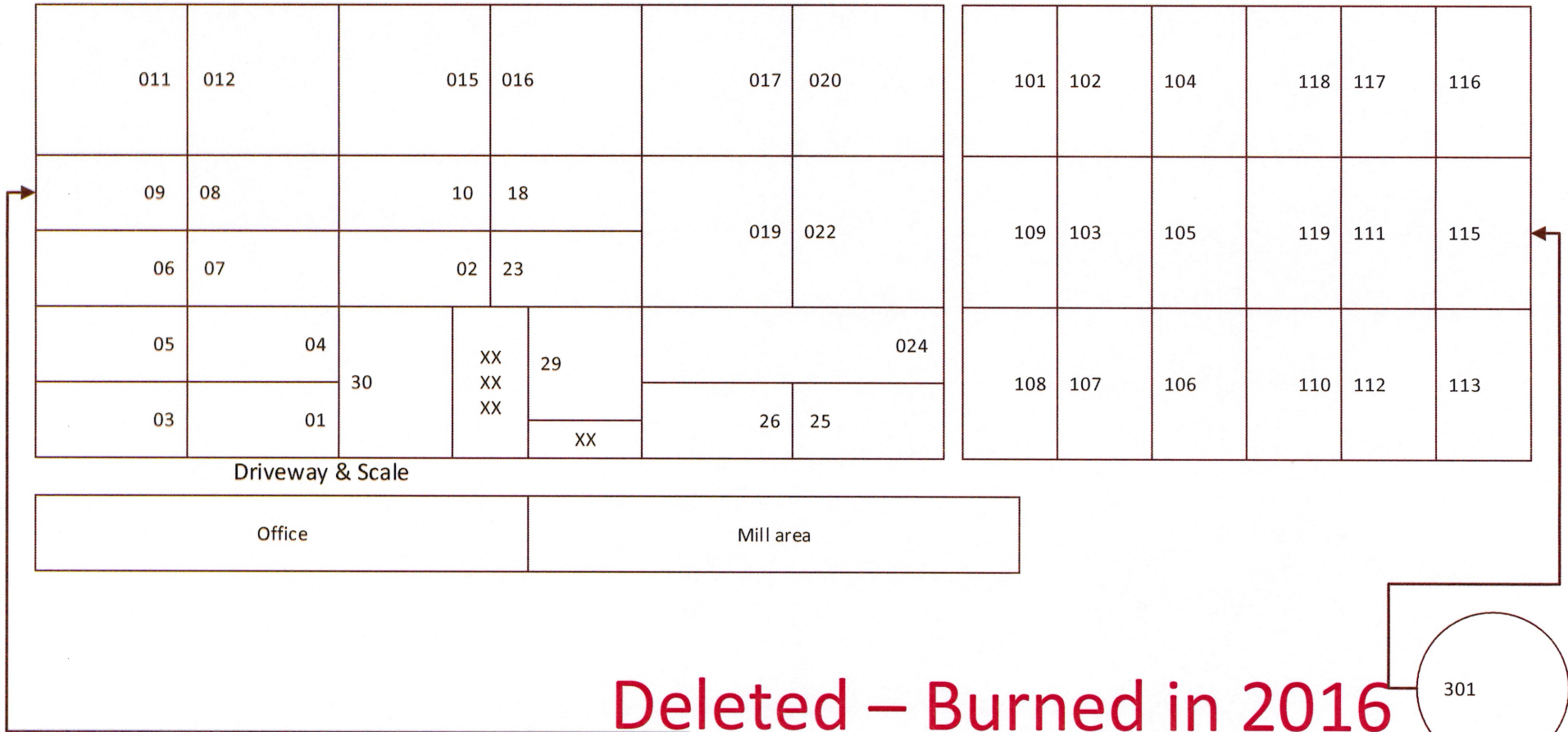
Bin count: 93

Licensed Capacity:
(includes pack)

977,748 Bu.

Licensed Capacity (to even):
(includes pack and section totals are rounded up to next highest 1000)

980,000 Bu.

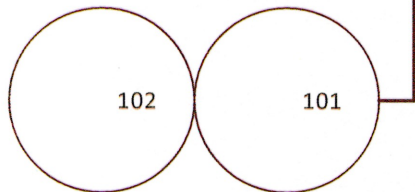
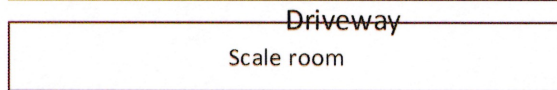
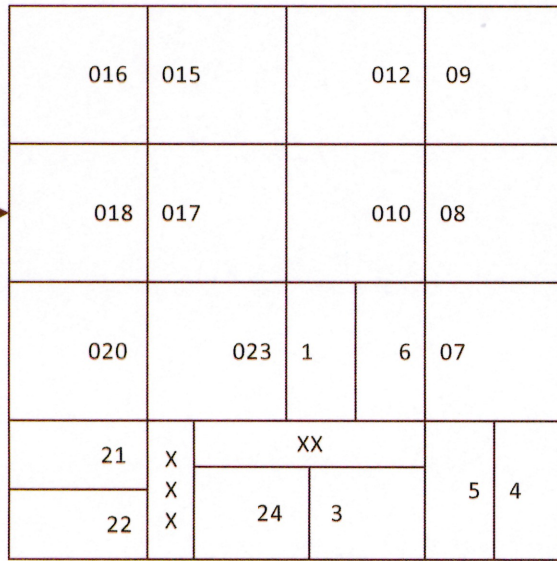


Deleted – Burned in 2016

Section A & B continued on
page 2



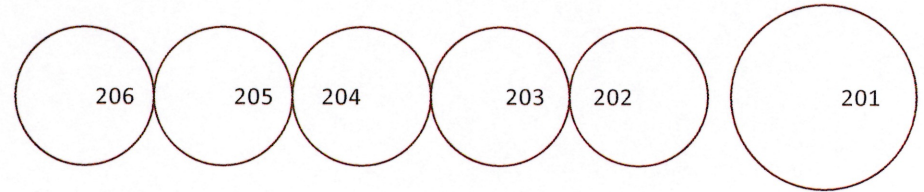
Section B



Section B

Section A

300' to Section B

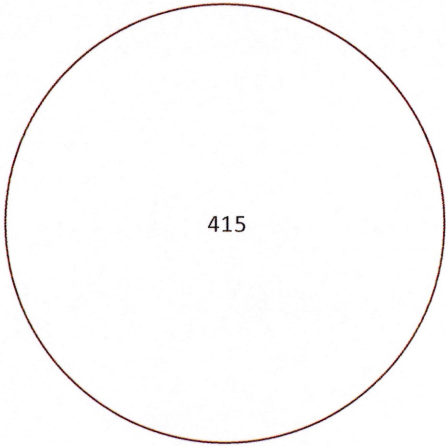


Section A main on page 1



Equity Co-op Elevator Co. of
Sheyenne Corp# 3368
Sheyenne ND
Section F – New Site
04/11/17 - PH

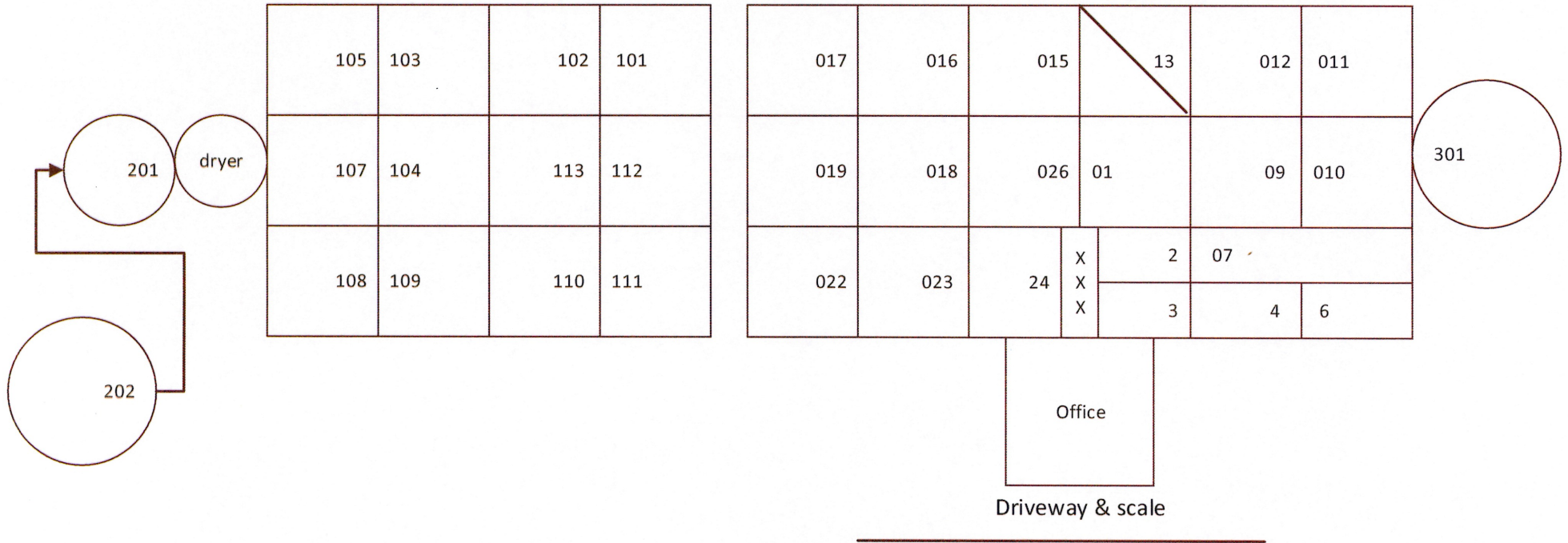
401	402	403	Scale
404	405	406	407
408	409	XX XX	410



	411	412	
	413	414	

Equity Co-op Elevator Co. of
 Sheyenne Corp# 3368
 Sheyenne ND
 Oberon station
 Section C

Measure 13 both sides of
 partition



Bauske, Shelly A.

From: Hart, Patrick M.
Sent: Monday, August 21, 2017 3:28 PM
To: Bauske, Shelly A.
Subject: FW: ND PSC Capacity Changes

This ok?

From: Sheyenne Elevator [<mailto:coop218@gondtc.com>]
Sent: Monday, August 21, 2017 3:26 PM
To: Hart, Patrick M. <phart@nd.gov>
Subject: RE: ND PSC Capacity Changes

CAUTION: This email originated from an outside source. Do not click links or open attachments unless you know they are safe.

PAT: I'M REQUESTING THE CAPACITY FOR THE EQUITY COOP ELE. SHEYENNE N. DAK. BE RAISED TO THE NEW AMOUNT OF 654,000 BU, IN SHEYENNE. THANKS JOHN RICK MANAGER 8/21/17

From: Hart, Patrick M. [<mailto:phart@nd.gov>]
Sent: Monday, August 21, 2017 2:39 PM
To: coop218@gondtc.com
Subject: ND PSC Capacity Changes

Thanks for taking the time to speak with me today.

As I mentioned I added the capacity updates to reflect the new square bins for blending as well as the steel bin on the north side into our computer program.

Attached is a new "statement of capacity" as well as a new "bin chart" to correspond with the recent changes.

If you could review for accuracy and then send us an email requesting to use the new bins and to update your official capacity in Sheyenne to 654,000 bu and in Oberon stays at 326,000 bu. The total capacity is 980,000 bu.

Your bond is sufficient where it is. Your bond is at \$370k and you had needed, prior to fire, \$325k and were over bonded by approx. \$45k. The increase in capacity will change the required bonding amount to \$350k of which you are still over bonded.

We do though need you to request the official capacity to be raised to the new amount of 654,000 bu in Sheyenne. On the bin chart file attached you can see section F and the newly added bins.

Hope that all makes sense. Call if it doesn't.

Thanks!!

Patrick Hart
Grain Warehouse Inspector
ND Public Service Commission