

Exam Date: 05/21/2018

Equity Cooperative Elevator Company of S

Page: 1

Examiner: 1, 2

PO Box 218
 Sheyenne, ND
 County:
 Phone: 701-996-2231
 CCC Number:

Location/Container Numbers/Comments	Section	Capacity
PART A - ADDITIONAL SPACE TO BE INCLUDED UNDER LICENSE		
101 S	A	47,902
701	B	10,351
702	B	10,351
		Total: 68,604
PART B - SPACE TO BE DELETED UNDER LICENSE		
205	A	10,351
206	A	10,351
207	A	2,864
		Total: 23,566
PART C - ALL SPACE TO BE INCLUDED UNDER LICENSE		
	A	375,000
	B	143,000
	C	326,000
	F	184,000
		Total: 1,028,000
PART D - TOTAL CAPACITY BY FUNCTIONAL UNIT		
Oberon 281	C	326,000
Sheyenne 282	A B F	702,000
		Total: 1,028,000

Client ID: 3368

Exam Date: 05/21/2018

Examiner: 1, 2

NDPSC Bin Capacity Chart

Equity Cooperative Elevator Company of S
PO Box 218
Sheyenne, ND
County:

05/28/2018 02:48:06 PM

Page: 1

Status	Section	Bin Number	Bin Type	Base Point	Diameter or Bu/Ft (Irreg).	Length	Width	Side for Hopper	Depth for Obs.	Effective Depth	Add for Peak	Depth for Capac.	Bushels per Foot	Base Pack%	Bushel Capacity with Pack
--------	---------	------------	----------	------------	----------------------------	--------	-------	-----------------	----------------	-----------------	--------------	------------------	------------------	------------	---------------------------

Facility: Oberon

Section: C

C	001	Square	work floor		0.000	10.60	6.100	39.00	0.00	0.00	39.000	0.000	39.0	52.0	4.50	2,119
C	002	Square	work floor		0.000	5.000	3.800	39.00	0.00	0.00	39.000	0.000	39.0	15.3	2.00	609
C	003	Square	work floor		0.000	5.000	3.800	39.00	0.00	0.00	39.000	0.000	39.0	15.3	2.00	609
C	004	Square	work floor		0.000	5.000	5.400	40.00	0.00	0.00	40.000	0.000	40.0	21.7	2.00	885
C	006	Square	work floor		0.000	5.000	4.900	40.00	0.00	0.00	40.000	0.000	40.0	19.7	2.00	804
C	007 T	Square	work floor		0.000	11.00	5.000	40.00	0.00	0.00	40.000	0.000	40.0	44.2	3.50	1,830
C	007 B	Square	work floor - top 40		0.000	11.20	10.10	14.00	0.00	0.00	14.000	0.000	14.0	90.9	5.80	1,347
C	009	Square	work floor		0.000	10.60	5.400	42.00	0.00	0.00	42.000	0.000	42.0	46.0	4.00	2,009
C	010 T	Square	work floor		0.000	10.60	4.900	42.00	0.00	0.00	42.000	0.000	42.0	41.8	3.50	1,817
C	010 B	Square	work floor - top 42'		0.000	11.20	10.40	12.00	0.00	0.00	12.000	0.000	12.0	93.6	5.80	1,188
C	011 T	Square	work floor		0.000	10.10	4.900	42.00	0.00	0.00	42.000	0.000	42.0	39.8	3.00	1,722
C	011 B	Square	work floor - top 42'		0.000	11.20	10.10	12.00	0.00	0.00	12.000	0.000	12.0	90.9	5.80	1,154
C	012	Square	work floor		0.000	10.10	5.400	37.00	0.00	0.00	37.000	0.000	37.0	43.8	3.50	1,678
C	013	Square	work floor		0.000	10.10	6.100	38.00	0.00	0.00	38.000	0.000	38.0	49.5	4.20	1,960
C	015 T	Irregular	work floor - 10.1 X 6.5 less		33.000	0.000	0.000	9.500	0.00	0.00	9.500	0.000	9.5	33.0	2.50	322
C	015 B	Square	work floor - top 9.5'		0.000	10.10	6.500	28.50	0.00	0.00	28.500	0.000	28.5	52.8	4.50	1,573
C	016	Square	work floor		0.000	10.10	5.400	42.00	0.00	0.00	42.000	0.000	42.0	43.8	3.50	1,904
C	017 T	Square	work floor		0.000	10.10	4.900	42.00	0.00	0.00	42.000	0.000	42.0	39.8	3.00	1,722
C	017 B	Square	work floor - top 42'		0.000	11.20	10.10	12.00	0.00	0.00	12.000	0.000	12.0	90.9	5.80	1,154
C	018	Square	work floor		0.000	10.60	5.400	42.00	0.00	0.00	42.000	0.000	42.0	46.0	4.00	2,009
C	019	Square	work floor		0.000	10.60	4.900	29.00	0.00	0.00	29.000	0.000	29.0	41.8	3.50	1,254

Client ID: 3368

NDPSC Bin Capacity Chart

06/28/2018 02:48:06 PM

Exam Date: 05/21/2018
Examiner: 1, 2

Equity Cooperative Elevator Company of S
PO Box 218
Sheyenne, ND
County:

Page: 2

Status	Section	Bin Number	Bin Type	Base Point	Diameter or Bu/Ft (irreg).	Length	Width	Side wall	Add for Hopper	Ded. for Obst.	Effective Depth	Add for Peak	Depth for Capac.	Bushels per Foot	Base Pack%	Bushel Capacity with Pack
--------	---------	------------	----------	------------	----------------------------	--------	-------	-----------	----------------	----------------	-----------------	--------------	------------------	------------------	------------	---------------------------

Facility: Oberon

Section: C

C	022 T		Square	work floor	0.000	10.10	4.900	42.00	0.00	0.00	42.000	0.000	42.0	39.8	3.00	1,722
C	022 B		Square	work floor - top 42'	0.000	11.20	10.10	12.00	0.00	0.00	12.000	0.000	12.0	90.9	5.80	1,154
C	023		Square	work floor	0.000	10.10	5.400	42.00	0.00	0.00	42.000	0.000	42.0	43.8	3.50	1,904
C	024		Square	work floor	0.000	10.10	3.500	39.00	0.00	0.00	39.000	0.000	39.0	28.4	2.50	1,136
C	026		Square	work floor	0.000	10.60	6.500	39.00	0.00	0.00	39.000	0.000	39.0	55.4	4.80	2,265
C	101 T		Square	work floor	0.000	10.30	9.700	43.00	0.00	0.00	43.000	0.000	43.0	80.3	5.50	3,643
C	101 B		Square	work floor - top 43'	0.000	14.30	9.400	8.000	0.00	0.00	8.000	0.000	8.0	108.1	6.20	919
C	102 T		Square	work floor	0.000	10.30	9.800	43.00	0.00	0.00	43.000	0.000	43.0	81.1	5.50	3,679
C	102 B		Square	work floor - top 43'	0.000	14.30	9.600	8.000	0.00	0.00	8.000	0.000	8.0	110.4	6.20	938
C	103 T		Square	work floor	0.000	10.30	9.700	43.00	0.00	0.00	43.000	0.000	43.0	80.3	5.50	3,643
C	103 B		Square	work floor - top 43'	0.000	14.30	9.700	8.000	0.00	0.00	8.000	0.000	8.0	111.5	6.20	947
C	104		Square	work floor	0.000	11.00	9.700	43.00	0.00	0.00	43.000	0.000	43.0	85.8	5.80	3,903
C	105 T		Square	work floor	0.000	10.30	9.700	43.00	0.00	0.00	43.000	0.000	43.0	80.3	5.50	3,643
C	105 B		Square	work floor - top 43'	0.000	14.30	9.500	8.000	0.00	0.00	8.000	0.000	8.0	109.2	6.20	928
C	107		Square	work floor	0.000	11.00	9.700	43.00	0.00	0.00	43.000	0.000	43.0	85.8	5.80	3,903
C	108 T		Square	work floor	0.000	10.00	9.700	43.00	0.00	0.00	43.000	0.000	43.0	78.0	5.50	3,538
C	108 B		Square	work floor - top 43'	0.000	12.20	9.500	8.000	0.00	0.00	8.000	0.000	8.0	93.2	5.80	789
C	109 T		Square	work floor	0.000	10.00	9.700	43.00	0.00	0.00	43.000	0.000	43.0	78.0	5.50	3,538
C	109 B		Square	work floor - top 43'	0.000	12.20	9.700	8.000	0.00	0.00	8.000	0.000	8.0	95.1	6.00	807
C	110 T		Square	work floor	0.000	10.00	9.800	43.00	0.00	0.00	43.000	0.000	43.0	78.8	5.50	3,574
C	110 B		Square	work floor - top 43'	0.000	12.20	9.600	8.000	0.00	0.00	8.000	0.000	8.0	94.1	6.00	798

Client ID: 3368

Exam Date: 05/21/2018

Examiner: 1, 2

NDPSC Bin Capacity Chart

Equity Cooperative Elevator Company of S
PO Box 218
Sheyenne, ND
County:

06/28/2018 02:48:06 PM

Page: 3

Status	Section	Bin Number	Bin Type	Base Point	Diameter or Bu/Ft (Irreg.)	Length	Width	Side wall	Add for Hopper	Ded. for Obst.	Effective Depth	Add for Peak	Depth for Capac.	Bushels per Foot	Base Pack%	Bushel Capacity with Pack
--------	---------	------------	----------	------------	----------------------------	--------	-------	-----------	----------------	----------------	-----------------	--------------	------------------	------------------	------------	---------------------------

Facility: Oberon

Section: C

C	111	T	Square	work floor	0.000	10.00	9.700	43.00	0.00	0.00	43.000	0.000	43.0	78.0	5.50	3,538
C	111	B	Square	work floor - top 43'	0.000	12.20	9.400	8.000	0.00	0.00	8.000	0.000	8.0	92.2	5.80	781
C	112		Square	work floor	0.000	11.00	9.700	44.00	0.00	0.00	44.000	0.000	44.0	85.8	5.80	3,994
C	113		Square	work floor	0.000	11.00	9.800	43.00	0.00	0.00	43.000	0.000	43.0	86.7	5.80	3,944
C	204		Peaked	top of sidewall	47.800	0.000	0.000	46.80	0.00	0.00	46.800	2.900	49.7	1442.5	10.0	78,861
C	205		Peaked	top of sidewall	18.000	0.000	0.000	46.80	0.00	0.00	46.800	1.100	47.9	204.6	6.00	10,388
C	301		Peaked	top of sidewall	59.800	0.000	0.000	54.80	0.00	0.00	54.800	4.200	59.0	2257.7	10.0	146,524

Bin count: 49

Facility: Oberon Section: C Total:

To Even: 326,000

325,070

Client ID: 3368

NDPSC Bin Capacity Chart

06/28/2018 02:48:06 PM

Exam Date: 05/21/2018

Equity Cooperative Elevator Company of S

Page: 4

Examiner: 1, 2

PO Box 218
Sheyenne, ND

County:

Status	Section	Bin Number	Bin Type	Base Point	Diameter or Bu/Ft (Irreg).	Length	Width	Side wall	Add for Hopper	Red. for Obs.	Effective Depth	Add for Peak	Depth for Capac.	Bushels per Foot	Base Pack%	Bushel Capacity with Pack
--------	---------	------------	----------	------------	----------------------------	--------	-------	-----------	----------------	---------------	-----------------	--------------	------------------	------------------	------------	---------------------------

Facility: Sheyenne

Section: A

Added	A	101 S	Peaked	top of sidewall at eave	32.700	0.000	0.000	62.80	0.00	0.00	62.800	2.000	64.8	675.1	9.50	47,902	
	A	102 S	Peaked	top of sidewall at eave	35.700	0.000	0.000	65.50	0.00	0.00	65.500	2.100	67.6	804.6	10.0	59,830	
	A	103 S	Peaked	top of sidewall at eave	41.800	0.000	0.000	69.40	0.00	0.00	69.400	2.500	71.9	1103.1	10.0	87,244	
	A	104 S	Peaked	top of sidewall at eave	59.700	0.000	0.000	68.20	0.00	0.00	68.200	4.200	72.4	2250.2	10.0	179,205	
Bin count: 4															Facility: Sheyenne Section: A Total:		374,181
															To Even:		375,000

Section: B

	B	001	Square	work floor	0.000	5.700	3.500	52.50	0.00	0.00	52.500	0.000	52.5	16.0	2.00	857
	B	003	Square	work floor	0.000	5.000	4.100	52.00	0.00	0.00	52.000	0.000	52.0	16.5	2.00	875
	B	004 T	Square	work floor	0.000	11.20	6.000	21.00	0.00	0.00	21.000	0.000	21.0	54.0	4.50	1,185
	B	004 B	Square	work floor - top 21'	0.000	11.20	10.60	49.50	0.00	0.00	49.500	0.000	49.5	95.4	6.00	5,005
	B	005	Square	work floor	0.000	11.20	4.600	20.00	0.00	0.00	20.000	0.000	20.0	41.4	3.50	857
	B	006	Square	work floor	0.000	5.700	3.500	52.50	0.00	0.00	52.500	0.000	52.5	16.0	2.00	857
	B	007	Square	work floor	0.000	10.60	5.700	51.00	0.00	0.00	51.000	0.000	51.0	48.6	4.20	2,583
	B	008	Square	work floor	0.000	10.60	5.800	51.00	0.00	0.00	51.000	0.000	51.0	49.4	4.20	2,625
	B	009	Square	work floor	0.000	11.20	10.60	70.00	0.00	0.00	70.000	0.000	70.0	95.4	6.00	7,079
	B	010	Square	work floor	0.000	7.300	5.800	52.00	0.00	0.00	52.000	0.000	52.0	34.0	2.50	1,812
	B	012 T	Square	work floor	0.000	7.600	7.300	15.00	0.00	0.00	15.000	0.000	15.0	44.6	3.50	692
	B	012 B	Square	work floor - top 15'	0.000	11.20	7.300	37.00	0.00	0.00	37.000	0.000	37.0	65.7	5.00	2,553

Client ID: 3368

Exam Date: 05/21/2018

Examiner: 1, 2

NDPSC Bin Capacity Chart

Equity Cooperative Elevator Company of S
PO Box 218
Sheyenne, ND
County:

06/28/2018 02:48:06 PM

Page: 5

Status	Section	Bin Number	Bin Type	Base Point	Diameter or Bu/Ft (lreg).	Length	Width	Side wall	Add for Hopper	Dep. for Obst.	Effective Depth	Add for Peak	Depth for Capac.	Bushels per Foot	Base Pack%	Bushel Capacity with Pack
--------	---------	------------	----------	------------	------------------------------	--------	-------	--------------	----------------------	----------------------	--------------------	--------------------	------------------------	------------------------	---------------	------------------------------

Facility: Sheyenne

Section: B

B	015		Square	work floor	0.000	11.20	7.400	51.50	0.00	0.00	51.500	0.000	51.5	66.6	5.00	3,602
B	016		Square	work floor	0.000	11.20	10.60	70.00	0.00	0.00	70.000	0.000	70.0	95.4	6.00	7,079
B	017		Square	work floor	0.000	7.400	5.800	52.00	0.00	0.00	52.000	0.000	52.0	34.5	3.00	1,848
B	018		Square	work floor	0.000	10.60	5.800	51.00	0.00	0.00	51.000	0.000	51.0	49.4	4.20	2,625
B	020		Square	work floor	0.000	10.60	5.700	51.00	0.00	0.00	51.000	0.000	51.0	48.6	4.20	2,583
B	021 T		Square	work floor	0.000	11.00	7.000	53.00	0.00	0.00	53.000	0.000	53.0	61.9	4.80	3,438
B	021 B		Square	work floor- top 53'	0.000	11.00	10.60	17.00	0.00	0.00	17.000	0.000	17.0	93.7	5.80	1,685
B	022		Square	work floor	0.000	11.00	4.100	51.00	0.00	0.00	51.000	0.000	51.0	36.3	3.00	1,907
B	023		Square	work floor	0.000	7.400	5.700	52.00	0.00	0.00	52.000	0.000	52.0	33.9	2.50	1,807
B	024		Square	work floor	0.000	5.400	4.100	52.00	0.00	0.00	52.000	0.000	52.0	17.8	2.00	945
B	101		Peaked	top of sidewall	32.900	0.000	0.000	42.70	0.00	0.00	42.700	2.000	44.7	683.4	9.50	33,450
B	102		Peaked	top of sidewall	32.900	0.000	0.000	42.70	0.00	0.00	42.700	2.000	44.7	683.4	9.50	33,450
Added B	701		Peaked	top of sidewall	24.000	0.000	0.000	23.00	2.00	0.00	25.000	1.400	26.4	363.7	7.80	10,351
Added B	702		Peaked	top of sidewall	24.000	0.000	0.000	23.00	2.00	0.00	25.000	1.400	26.4	363.7	7.80	10,351
Bin count: 26																
Facility: Sheyenne Section: B Total: 142,101																
To Even: 143,000																

Section: F

F	201N		Peaked		54.000	0.000	0.000	64.20	0.00	0.00	64.200	3.800	68.0	1841.0	10.0	137,707
F	401		Square		0.000	10.00	10.00	35.00	3.00	0.00	38.000	0.000	38.0	80.4	5.50	3,223

Exam Date: 05/21/2018 Equity Cooperative Elevator Company of S Page: 6
 Examiner: 1, 2 PO Box 218
Shenoyenne, ND
County:

Status	Section	Bin Number	Bin Type	Base Point	Diameter or Bu/Ft (Irreg.)	Length	Width	Side wall	Add for Hopper	Det. for Obst.	Effective Depth	Add for Peak	Depth for Capac.	Bushels per Foot	Base Pack%	Bushel Capacity with Pack
--------	---------	------------	----------	------------	----------------------------	--------	-------	-----------	----------------	----------------	-----------------	--------------	------------------	------------------	------------	---------------------------

Facility: Shenoyenne

Section: F

F	402		Square		0.000	10.00	10.00		3.00	0.00	38.000	0.000	38.0	80.4	5.50	3,223
F	403		Square		0.000	10.00	10.00		3.00	0.00	38.000	0.000	38.0	80.4	5.50	3,223
F	404		Square	Larger Hopper, north bin	0.000	10.00	10.00		6.00	0.00	41.000	0.000	41.0	80.4	5.50	3,477
F	405		Square		0.000	10.00	10.00		3.00	0.00	38.000	0.000	38.0	80.4	5.50	3,223
F	406		Square		0.000	10.00	10.00		3.00	0.00	38.000	0.000	38.0	80.4	5.50	3,223
F	407		Square		0.000	10.00	10.00		3.00	0.00	38.000	0.000	38.0	80.4	5.50	3,223
F	408		Square		0.000	10.00	10.00		3.00	0.00	38.000	0.000	38.0	80.4	5.50	3,223
F	409		Square		0.000	10.00	10.00		3.00	0.00	38.000	0.000	38.0	80.4	5.50	3,223
F	410		Square		0.000	10.00	10.00		3.00	0.00	38.000	0.000	38.0	80.4	5.50	3,223
F	411		Square		0.000	10.00	10.00		3.00	0.00	38.000	0.000	38.0	80.4	5.50	3,223
F	412		Square		0.000	10.00	10.00		3.00	0.00	38.000	0.000	38.0	80.4	5.50	3,223
F	413		Square		0.000	10.00	10.00		3.00	0.00	38.000	0.000	38.0	80.4	5.50	3,223
F	414		Square		0.000	10.00	10.00		3.00	0.00	38.000	0.000	38.0	80.4	5.50	3,223
Bin count: 15													Facility: Shenoyenne Section: F Total:		183,083	
To Even:													184,000			

Overall Licensed Bin Capacity for: Equity Cooperative Elevator Company of S Bin count: 94	Licensed Capacity: (includes pack) <u>1,024,435 Bu.</u> Licensed Capacity (to even): <u>1,028,000 Bu.</u> (Includes pack and section totals are rounded up to next highest 1000)
---	---

Equity Co-op Elevator Co. of
 Sheyenne Corp# 3368
 Sheyenne ND
 Section A

011	012	015	016	017	020	101	102	104	118	117	116
09	08	10	18	019	022	109	103	105	119	111	115
06	07	02	23								
05	04	XX	29		024						
		XX				108	107	106	110	112	113
03	01	XX	XX	26	25						

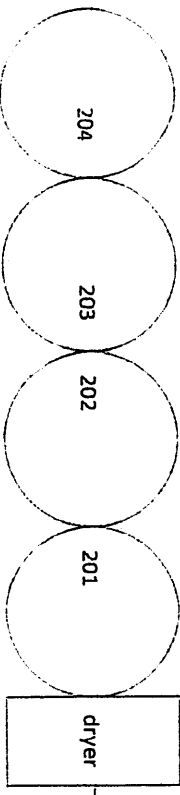
Driveway & Scale

Office

Mill area

Deleted - Burned in 2016

301

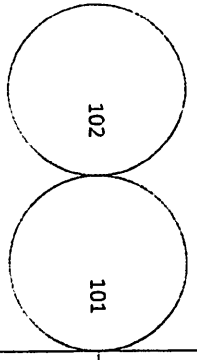
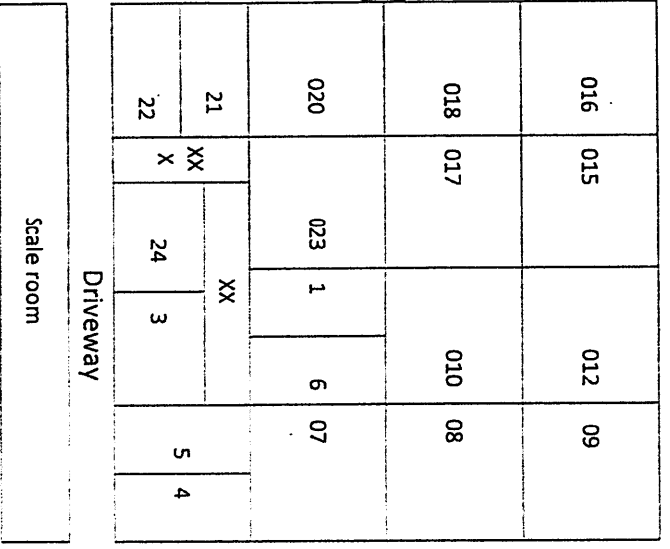


Section A & B continued on

page 2

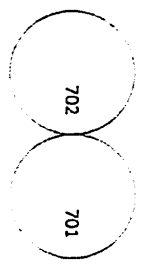
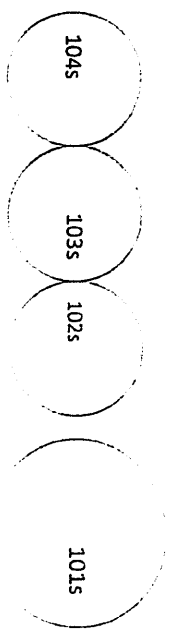


Section B



300' to Section B
←

Section A



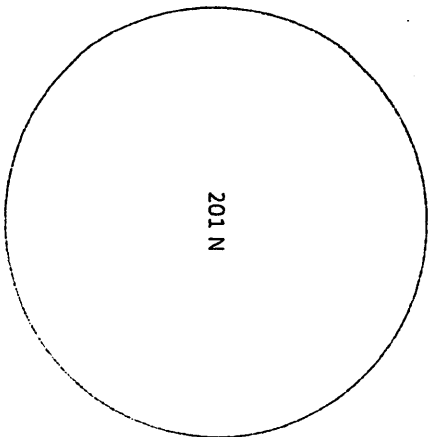
Section F main on page 1

Section B

W
S + N
E

Equity Co-op Elevator Co. of
Sheyenne Corp# 3368
Sheyenne ND
Section F – New Site
5-24-18 AS

410	409	408	Scale
407	406	405	404
403	402	XX XX	401



Section A
←

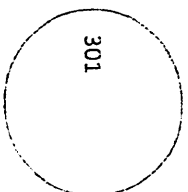
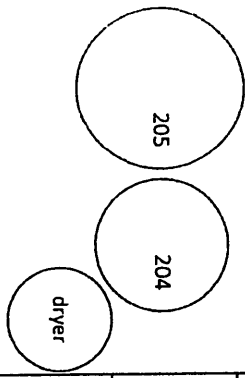
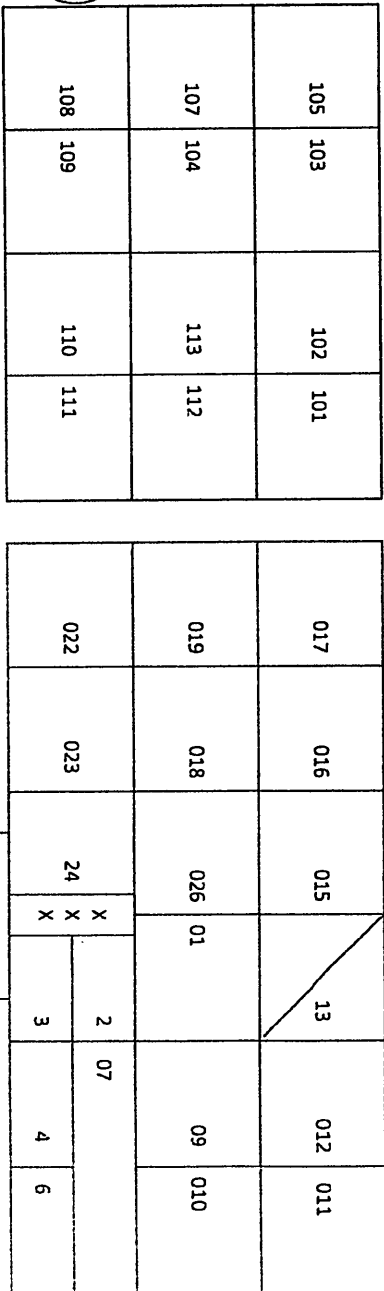
Office	414	413	Driveway & Scale
	412	411	

W
S + N
E

Equity Co-op Elevator Co. of
Sheyenne Corp# 3368
Sheyenne ND
Oberon station
Section C

Measure 13 both sides of

partition



Office

Driveway & scale