

Exam Date: 10/31/2017

Hoople Farmers Grain Company

Page: 1

Examiner: 2

PO Box 140

Hoople, ND

County:

Phone: 701-894-6116

CCC Number:

Location/Container Numbers/Comments	Section	Capacity
-------------------------------------	---------	----------

**PART A - ADDITIONAL SPACE TO BE INCLUDED UNDER LICENSE**

101	B	30,760
102	B	30,760
214	J	14,966
201	J	34,997
<b>Total:</b>		<b>111,483</b>

**PART B - SPACE TO BE DELETED UNDER LICENSE**

213	J	23,988
001	201	19,980
002	201	19,980
<b>Total:</b>		<b>63,948</b>

**PART C - ALL SPACE TO BE INCLUDED UNDER LICENSE**

A	417,000	
B	263,000	
C	46,000	
D	46,000	
E	46,000	
F	46,000	
G	244,000	
I	15,000	
J	251,000	
K	0	
<b>Total:</b>		<b>1,374,000</b>

**PART D - TOTAL CAPACITY BY FUNCTIONAL UNIT**

Hoople	10	A B C D E F G I J K	1,374,000
<b>Total:</b>			<b>1,374,000</b>

Exam Date:10/31/2017

Hoople Farmers Grain Company

Page: 1

Examiner: 2

PO Box 140  
Hoople , ND  
County:

Status	Section	Bin Number	Bin Type	Base Point	Diameter or Bu/Ft (Irreg.) Length	Width	Side wall	Add for Hopper	Ded. for Obst.	Effective Depth	Add for Peak	Depth for Capac.	Bushels per Foot	Base Pack%	Bushel Capacity with Pack
--------	---------	------------	----------	------------	-----------------------------------------	-------	--------------	----------------------	----------------------	--------------------	--------------------	------------------------	------------------------	---------------	------------------------------

## Facility: Hoople

### Section: A

A	001	Square	floor over bins		0.000	9.000	4.000	45.00	0.00	0.00	45.000	0.000	45.0	28.9	2.50	1,334
A	004	Square	floor over bins		0.000	7.000	6.000	45.00	0.00	0.00	45.000	0.000	45.0	33.8	2.50	1,559
A	005	Square	floor over bins		0.000	11.50	9.000	63.00	0.00	0.00	63.000	0.000	63.0	83.2	5.80	5,546
A	008	Irregular	floor over bins 12 x 11.5		96.400	0.000	0.000	44.00	0.00	0.00	44.000	0.000	44.0	96.4	6.00	4,497
A	010	Square	floor over bins		0.000	11.50	9.000	63.00	0.00	0.00	63.000	0.000	63.0	83.2	5.80	5,546
A	012	Square	floor over bins		0.000	7.000	6.000	45.00	0.00	0.00	45.000	0.000	45.0	33.8	2.50	1,559
A	014	Square	floor over bins		0.000	7.000	6.000	45.00	0.00	0.00	45.000	0.000	45.0	33.8	2.50	1,559
A	015	Square	floor over bins		0.000	9.000	7.000	45.00	0.00	0.00	45.000	0.000	45.0	50.6	4.50	2,379
A	016	Square	floor over bins		0.000	11.50	9.000	63.00	0.00	0.00	63.000	0.000	63.0	83.2	5.80	5,546
A	020	Square	floor over bins		0.000	12.00	5.500	47.00	0.00	0.00	47.000	0.000	47.0	53.1	4.50	2,608
A	021	Square	floor over bins		0.000	12.00	5.500	46.00	0.00	0.00	46.000	0.000	46.0	53.1	4.50	2,553
A	022	Square	floor over bins		0.000	11.50	9.000	63.00	0.00	0.00	63.000	0.000	63.0	83.2	5.80	5,546
A	023	Square	floor over bins		0.000	9.000	4.000	45.00	0.00	0.00	45.000	0.000	45.0	28.9	2.50	1,334
A	024	Square	floor over bins		0.000	7.000	6.000	45.00	0.00	0.00	45.000	0.000	45.0	33.8	2.50	1,559
A	025 T	Square	floor over bins		0.000	11.50	9.000	55.00	0.00	0.00	55.000	0.000	55.0	83.2	5.80	4,841
A	025 B	Square	floor over bins top 55'		0.000	12.50	11.50	9.000	0.00	0.00	9.000	0.000	9.0	115.6	6.20	1,104
A	026 T	Square	floor over bins		0.000	11.50	9.000	55.00	0.00	0.00	55.000	0.000	55.0	83.2	5.80	4,841
A	026 B	Square	floor over bins top 55'		0.000	12.50	11.50	9.000	0.00	0.00	9.000	0.000	9.0	115.6	6.20	1,104
A	027	Square	floor over bins		0.000	12.00	11.50	55.00	0.00	0.00	55.000	0.000	55.0	110.9	6.20	6,478
A	028	Square	floor over bins		0.000	12.00	11.50	55.00	0.00	0.00	55.000	0.000	55.0	110.9	6.20	6,478
A	029 T	Square	floor over bins		0.000	11.50	9.000	55.00	0.00	0.00	55.000	0.000	55.0	83.2	5.80	4,841

Exam Date:10/31/2017

Hoople Farmers Grain Company  
PO Box 140  
Hoople , ND  
County:

Page: 2

Examiner: 2

Status	Section	Bin Number	Bin Type	Base Point	Diameter or Bu/Ft (Irreg.)	Length	Width	Side wall	Add for Hopper	Ded. for Obst.	Effective Depth	Add for Peak	Depth for Capac.	Bushels per Foot	Base Pack%	Bushel Capacity with Pack
--------	---------	------------	----------	------------	-------------------------------	--------	-------	--------------	----------------------	----------------------	--------------------	--------------------	------------------------	------------------------	---------------	------------------------------

## Facility: Hoople

### Section: A

A	029 B	Square	floor over bins top 55'	0.000	12.50	11.50	9.000	0.00	0.00	9.000	0.000	9.0	115.6	6.20	1,104
A	030 T	Square	floor over bins	0.000	11.50	9.000	55.00	0.00	0.00	55.000	0.000	55.0	83.2	5.80	4,841
A	030 B	Square	floor over bins top 55'	0.000	12.50	11.50	9.000	0.00	0.00	9.000	0.000	9.0	115.6	6.20	1,104
A	031 T	Square	floor over bins	0.000	11.50	10.00	54.00	0.00	0.00	54.000	0.000	54.0	92.4	5.80	5,279
A	031 B	Square	floor over bins top 54'	0.000	15.70	11.50	8.000	0.00	0.00	8.000	0.000	8.0	145.1	6.80	1,240
A	032 T	Square	floor over bins	0.000	11.40	10.00	54.00	0.00	0.00	54.000	0.000	54.0	91.6	5.80	5,233
A	032 B	Square	floor over bins top 54'	0.000	15.70	11.40	9.000	0.00	0.00	9.000	0.000	9.0	143.9	6.80	1,383
A	033	Square	floor over bins	0.000	11.40	10.00	54.00	0.00	0.00	54.000	0.000	54.0	91.6	5.80	5,233
A	034	Square	floor over bins	0.000	11.50	10.00	54.00	0.00	0.00	54.000	0.000	54.0	92.4	5.80	5,279
A	035	Square	floor over bins	0.000	11.40	10.00	63.00	0.00	0.00	63.000	0.000	63.0	91.6	5.80	6,106
A	036	Square	floor over bins	0.000	11.50	10.00	62.00	0.00	0.00	62.000	0.000	62.0	92.4	5.80	6,061
A	037 T	Square	floor over bins	0.000	11.50	10.00	54.00	0.00	0.00	54.000	0.000	54.0	92.4	5.80	5,279
A	037 B	Square	floor over bins top 54'	0.000	15.70	11.50	8.000	0.00	0.00	8.000	0.000	8.0	145.1	6.80	1,240
A	038 T	Square	floor over bins	0.000	11.50	10.00	54.00	0.00	0.00	54.000	0.000	54.0	92.4	5.80	5,279
A	038 B	Square	floor over bins top 54'	0.000	15.70	11.50	8.000	0.00	0.00	8.000	0.000	8.0	145.1	6.80	1,240
A	039	Square	floor over bins	0.000	11.50	10.00	54.00	0.00	0.00	54.000	0.000	54.0	92.4	5.80	5,279
A	040	Square	floor over bins	0.000	11.50	10.00	54.00	0.00	0.00	54.000	0.000	54.0	92.4	5.80	5,279
A	041	Square	floor over bins	0.000	11.50	10.00	62.00	0.00	0.00	62.000	0.000	62.0	92.4	5.80	6,061
A	042	Square	floor over bins	0.000	11.50	10.00	62.00	0.00	0.00	62.000	0.000	62.0	92.4	5.80	6,061
A	043 T	Square	floor over bins	0.000	11.30	10.00	54.00	0.00	0.00	54.000	0.000	54.0	90.8	5.80	5,187
A	043 B	Square	floor over bins top 54'	0.000	15.70	11.30	8.000	0.00	0.00	8.000	0.000	8.0	142.6	6.80	1,219

Exam Date: 10/31/2017

Hoople Farmers Grain Company  
PO Box 140  
Hoople, ND  
County:

Page: 3

Examiner: 2

Status	Section	Bin Number	Bin Type	Base Point	Diameter or Bu/Ft (Irreg).		Side wall	Add for Hopper	Ded. for Obst.	Effective Depth	Add for Peak	Depth for Capac.	Bushels per Foot	Base Pack%	Bushel Capacity with Pack
					Length	Width									

## Facility: Hoople

### Section: A

A	044 T	Square	floor over bins	0.000	11.30	10.00	54.00	0.00	0.00	54.000	0.000	54.0	90.8	5.80	5,187
A	044 B	Square	floor over bins top 54'	0.000	15.70	11.30	8.000	0.00	0.00	8.000	0.000	8.0	142.6	6.80	1,219
A	045	Square	floor over bins	0.000	11.50	10.00	54.00	0.00	0.00	54.000	0.000	54.0	92.4	5.80	5,279
A	046	Square	floor over bins	0.000	11.30	10.00	54.00	0.00	0.00	54.000	0.000	54.0	90.8	5.80	5,187
A	047	Square	floor over bins	0.000	11.50	10.00	62.00	0.00	0.00	62.000	0.000	62.0	92.4	5.80	6,061
A	048	Square	floor over bins	0.000	11.30	10.00	62.00	0.00	0.00	62.000	0.000	62.0	90.8	5.80	5,957
A	049 T	Square	floor over bins	0.000	17.20	14.20	61.00	0.00	0.00	61.000	0.000	61.0	196.3	7.00	12,812
A	049 B	Square	floor over bins top 61'	0.000	11.90	13.90	9.000	0.00	0.00	9.000	0.000	9.0	133.0	6.50	1,275
A	050	Square	floor over bins	0.000	17.20	14.20	68.00	0.00	0.00	68.000	0.000	68.0	196.3	7.00	14,282
A	051	Square	floor over bins	0.000	14.50	10.00	40.00	0.00	0.00	40.000	0.000	40.0	116.6	6.20	4,953
A	052 T	Square	floor over bins	0.000	14.50	6.900	41.00	0.00	0.00	41.000	0.000	41.0	80.4	5.50	3,477
A	052 M	Square	floor over bins top 41'	0.000	17.20	14.50	20.00	0.00	0.00	20.000	0.000	20.0	200.5	7.00	4,291
A	052B	Square	floor over bins top & middle	0.000	14.30	11.90	9.000	0.00	0.00	9.000	0.000	9.0	136.8	6.50	1,311
A	053	Square	floor over bins	0.000	17.20	14.50	68.00	0.00	0.00	68.000	0.000	68.0	200.5	7.00	14,588
A	054 T	Square	floor over bins	0.000	17.20	14.50	61.00	0.00	0.00	61.000	0.000	61.0	200.5	7.00	13,087
A	054 B	Square	floor over bins top 61'	0.000	14.30	11.90	9.000	0.00	0.00	9.000	0.000	9.0	136.8	6.50	1,311
A	055	Square	floor over bins	0.000	17.20	14.50	68.00	0.00	0.00	68.000	0.000	68.0	200.5	7.00	14,588
A	056	Square	floor over bins	0.000	14.50	10.00	40.00	0.00	0.00	40.000	0.000	40.0	116.6	6.20	4,953
A	057 T	Square	floor over bins	0.000	14.50	6.900	41.00	0.00	0.00	41.000	0.000	41.0	80.4	5.50	3,477
A	057 M	Square	floor over bins top 41'	0.000	17.20	14.50	20.00	0.00	0.00	20.000	0.000	20.0	200.5	7.00	4,291
A	057B	Square	floor over bins top & mddle	0.000	14.30	11.90	9.000	0.00	0.00	9.000	0.000	9.0	136.8	6.50	1,311

Exam Date: 10/31/2017

Hoople Farmers Grain Company

Page: 4

Examiner: 2

PO Box 140

Hoople, ND

County:

Status	Section	Bin Number	Bin Type	Base Point	Diameter or Bu/Ft (Irreg.)	Length	Width	Side wall	Add for Hopper	Ded. for Obst.	Effective Depth	Add for Peak	Depth for Capac.	Bushels per Foot	Base Pack%	Bushel Capacity with Pack
--------	---------	------------	----------	------------	-------------------------------	--------	-------	--------------	----------------------	----------------------	--------------------	--------------------	------------------------	------------------------	---------------	------------------------------

## Facility: Hoople

### Section: A

A	058		Square	floor over bins	0.000	17.20	14.50	68.00	0.00	0.00	68.000	0.000	68.0	200.5	7.00	14,588
A	059 T		Square	floor over bins	0.000	17.20	14.50	61.00	0.00	0.00	61.000	0.000	61.0	200.5	7.00	13,087
A	059 B		Square	floor over bins top 61'	0.000	14.20	11.90	9.000	0.00	0.00	9.000	0.000	9.0	135.8	6.50	1,301
A	060		Square	floor over bins	0.000	17.20	14.50	68.00	0.00	0.00	68.000	0.000	68.0	200.5	7.00	14,588
A	061		Square	floor over bins	0.000	14.50	10.00	40.00	0.00	0.00	40.000	0.000	40.0	116.6	6.20	4,953
A	062 T		Square	floor over bins	0.000	14.50	6.900	41.00	0.00	0.00	41.000	0.000	41.0	80.4	5.50	3,477
A	062 M		Square	floor over bins top 41'	0.000	17.20	14.50	20.00	0.00	0.00	20.000	0.000	20.0	200.5	7.00	4,291
A	062B		Square	floor over bins top & middle	0.000	14.20	11.90	9.000	0.00	0.00	9.000	0.000	9.0	135.8	6.50	1,301
A	063		Square	floor over bins	0.000	17.20	14.50	68.00	0.00	0.00	68.000	0.000	68.0	200.5	7.00	14,588
A	064 T		Square	floor over bins	0.000	17.20	14.50	61.00	0.00	0.00	61.000	0.000	61.0	200.5	7.00	13,087
A	064 B		Square	floor over bins top 61'	0.000	14.20	11.90	9.000	0.00	0.00	9.000	0.000	9.0	135.8	6.50	1,301
A	065		Square	floor over bins	0.000	17.20	14.50	68.00	0.00	0.00	68.000	0.000	68.0	200.5	7.00	14,588
A	066 T		Square	floor over bins	0.000	17.20	14.20	61.00	0.00	0.00	61.000	0.000	61.0	196.3	7.00	12,812
A	066 B		Square	floor over bins top 61'	0.000	13.90	11.90	9.000	0.00	0.00	9.000	0.000	9.0	133.0	6.50	1,275
A	067		Square	floor over bins	0.000	17.20	14.20	68.00	0.00	0.00	68.000	0.000	68.0	196.3	7.00	14,282

Bin count: 78

Facility: Hoople Section: A Total: **416,215**To Even: **417,000**

## NDPSC Bin Capacity Chart

Exam Date: 10/31/2017

Hoople Farmers Grain Company  
PO Box 140  
Hoople, ND  
County:

Page: 5

Examiner: 2

Status	Section	Bin Number	Bin Type	Base Point	Diameter or Bu/Ft (Irreg.)		Side wall	Add for Hopper	Ded. for Obst.	Effective Depth	Add for Peak	Depth for Capac.	Bushels per Foot	Base Pack%	Bushel Capacity with Pack
					Length	Width									

## Facility: Hoople

### Section: B

Added	B	101	Peaked	top of sidewall	29.900	0.000	0.000	48.20	0.00	0.00	48.200	1.800	50.0	564.4	9.00	30,760
Added	B	102	Peaked	top of sidewall	29.900	0.000	0.000	48.20	0.00	0.00	48.200	1.800	50.0	564.4	9.00	30,760
	B	103	Peaked	top of sidewall	18.000	0.000	0.000	34.70	2.90	0.00	37.600	1.100	38.7	204.6	6.00	8,393
	B	104	Peaked	top of sidewall	18.000	0.000	0.000	34.70	2.90	0.00	37.600	1.100	38.7	204.6	6.00	8,393
	B	201	Peaked	top of sidewall	26.800	0.000	0.000	39.00	0.00	0.00	39.000	1.600	40.6	453.5	8.20	19,922
	B	202	Peaked	top of sidewall	29.800	0.000	0.000	39.00	0.00	0.00	39.000	1.800	40.8	560.7	9.00	24,936
	B	203	Peaked	top of sidewall	47.800	0.000	0.000	35.40	0.00	0.00	35.400	2.900	38.3	1442.5	10.0	60,773
	B	204	Peaked	top of sidewall	47.800	0.000	0.000	46.50	0.00	0.00	46.500	2.900	49.4	1442.5	10.0	78,386

Bin count: 8

Facility: Hoople Section: B Total: 262,323

To Even: 263,000

### Section: C

C	000	Quonset	far east	0.000	100.0	40.00	14.00	0.00	0.00	14.000	0.000	14.0	2929.0	10.0	45,107
---	-----	---------	----------	-------	-------	-------	-------	------	------	--------	-------	------	--------	------	--------

Bin count: 1

Facility: Hoople Section: C Total: 45,107

To Even: 46,000

### Section: D

D	000	Quonset	2nd from far east	0.000	100.0	40.00	14.00	0.00	0.00	14.000	0.000	14.0	2929.0	10.0	45,107
---	-----	---------	-------------------	-------	-------	-------	-------	------	------	--------	-------	------	--------	------	--------

## NDPSC Bin Capacity Chart

Exam Date:10/31/2017

Hoople Farmers Grain Company  
PO Box 140  
Hoople , ND  
County:

Examiner: 2

Status	Section	Bin Number	Bin Type	Base Point	Diameter or Bu/Ft (Irreg).		Side wall	Add for Hopper	Ded. for Obst.	Effective Depth	Add for Peak	Depth for Capac.	Bushels per Foot	Base Pack%	Bushel Capacity with Pack	
<b>Bin count:</b>		<b>1</b>													<b>Facility: Hoople Section: D Total:</b>	<b>45,107</b>
														<b>To Even:</b>	<b>46,000</b>	

### Section: E

E	000	Quonset	middle of 5 quonsets	0.000	100.0	40.00	14.00	0.00	0.00	14.000	0.000	14.0	2929.0	10.0	45,107	
<b>Bin count:</b>		<b>1</b>													<b>Facility: Hoople Section: E Total:</b>	<b>45,107</b>
														<b>To Even:</b>	<b>46,000</b>	

### Section: F

F	000	Quonset	2nd from far west	0.000	100.0	40.00	14.00	0.00	0.00	14.000	0.000	14.0	2929.0	10.0	45,107	
<b>Bin count:</b>		<b>1</b>													<b>Facility: Hoople Section: F Total:</b>	<b>45,107</b>
														<b>To Even:</b>	<b>46,000</b>	

### Section: G

G	000	Quonset	far west	0.000	100.0	40.00	14.00	0.00	0.00	14.000	0.000	14.0	2929.0	10.0	45,107	
G	East	Peaked	top of sidewall	47.850	0.000	0.000	28.25	0.00	0.00	28.250	2.900	31.2	1445.6	10.0	49,613	
G	North	Peaked	top of sidewall	47.850	0.000	0.000	28.25	0.00	0.00	28.250	2.900	31.2	1445.6	10.0	49,613	
G	South	Peaked	top of sidewall	47.850	0.000	0.000	28.25	0.00	0.00	28.250	2.900	31.2	1445.6	10.0	49,613	
G	West	Peaked	top of sidewall	47.850	0.000	0.000	28.25	0.00	0.00	28.250	2.900	31.2	1445.6	10.0	49,613	
<b>Bin count:</b>		<b>5</b>													<b>Facility: Hoople Section: G Total:</b>	<b>243,559</b>
														<b>To Even:</b>	<b>244,000</b>	

### NDPSC Bin Capacity Chart

Exam Date:10/31/2017

Hoople Farmers Grain Company  
 PO Box 140  
 Hoople , ND  
 County:

Examiner: 2

Status	Section	Bin Number	Bin Type	Base Point	Diameter or Bu/Ft (Irreg.)		Side wall	Add for Hopper	Ded. for Obst.	Effective Depth	Add for Peak	Depth for Capac.	Bushels per Foot	Base Pack%	Bushel Capacity with Pack
					Length	Width									

## Facility: Hoople

### Section: I

I	001	Peaked	eave at top of sidewall	16.000	0.000	0.000	25.00	2.30	0.00	27.300	1.000	28.3	161.6	5.80	4,838
I	002	Peaked	eave at top of sidewall	16.000	0.000	0.000	25.00	2.30	0.00	27.300	1.000	28.3	161.6	5.80	4,838
I	003	Peaked	eave at top of sidewall	16.000	0.000	0.000	25.00	2.30	0.00	27.300	1.000	28.3	161.6	5.80	4,838

Bin count: 3

Facility: Hoople Section: I Total: **14,514**

To Even: **15,000**

### Section: J

J	016	Peaked	top of sidewall-	36.000	0.000	0.000	22.00	0.00	0.00	22.000	2.200	24.2	818.2	10.0	21,780	
J	017	Peaked	top of sidewall-	36.000	0.000	0.000	22.00	0.00	0.00	22.000	2.200	24.2	818.2	10.0	21,780	
J	018	Peaked	top of sidewall -	36.000	0.000	0.000	22.00	0.00	0.00	22.000	2.200	24.2	818.2	10.0	21,780	
J	019	Peaked	top of sidewall-	36.000	0.000	0.000	22.00	0.00	0.00	22.000	2.200	24.2	818.2	10.0	21,780	
J	103	Peaked	top of sidewall Olson farm	29.900	0.000	0.000	22.00	0.00	0.00	22.000	1.800	23.8	564.4	9.00	14,642	
J	104	Peaked	top of sidewall Olson farm	29.900	0.000	0.000	22.00	0.00	0.00	22.000	1.800	23.8	564.4	9.00	14,642	
J	105	Peaked	top of sidewall Olson farm	29.900	0.000	0.000	22.00	0.00	0.00	22.000	1.800	23.8	564.4	9.00	14,642	
J	106	Peaked	top of sidewall Olson farm	29.900	0.000	0.000	22.00	0.00	0.00	22.000	1.800	23.8	564.4	9.00	14,642	
J	107	Peaked	top of sidewall Olson farm	20.000	0.000	0.000	23.00	0.00	0.00	23.000	1.200	24.2	252.5	6.50	6,508	
J	108	Peaked	top of sidewall Olson farm	20.000	0.000	0.000	23.00	0.00	0.00	23.000	1.200	24.2	252.5	6.50	6,508	
J	200	Peaked	top of sidewall _Fagerholt	36.000	0.000	0.000	20.80	0.00	0.00	20.800	2.200	23.0	818.2	10.0	20,701	
Added	J	201	Flat	top of sidewall _Fagerholt	25.000	50.10	25.00	6.600	0.00	0.00	6.600	25.00	31.6	1006.8	10.0	34,997
J	210	Flat	Olson potato wrhse east bin	0.000	78.00	19.00	7.000	0.00	0.00	7.000	0.000	7.0	1191.3	10.0	9,173	

Client ID: 595

### NDPSC Bin Capacity Chart

08/07/2018 08:45:35 AM

Exam Date: 10/31/2017

Hoople Farmers Grain Company  
 PO Box 140  
 Hoople, ND  
 County:

Page: 8

Examiner: 2

Status	Section	Bin Number	Bin Type	Base Point	Diameter or Bu/Ft (Irreg.)	Length	Width	Side wall	Add for Hopper	Ded. for Obst.	Effective Depth	Add for Peak	Depth for Capac.	Bushels per Foot	Base Pack%	Bushel Capacity with Pack
--------	---------	------------	----------	------------	----------------------------	--------	-------	-----------	----------------	----------------	-----------------	--------------	------------------	------------------	------------	---------------------------

## Facility: Hoople

### Section: J

	J	211	Flat	Olson potato wrhse middle	0.000	78.00	23.75	7.000	0.00	0.00	7.000	0.000	7.0	1489.1	10.0	11,466
Added	J	214	Flat	Get dimentions 10-31-17	20.000	35.00	20.00	4.400	0.00	0.00	4.400	20.00	24.4	562.7	9.00	14,966

Bin count: 15

Facility: Hoople Section: J Total: 250,007

To Even: 251,000

Overall Licensed Bin Capacity for:

Hoople Farmers Grain Company

Bin count: 113

**Licensed Capacity:**  
 (includes pack)

1,367,046 Bu.

**Licensed Capacity (to even):**  
 (includes pack and section totals are rounded up to next highest 1000)

1,374,000 Bu.

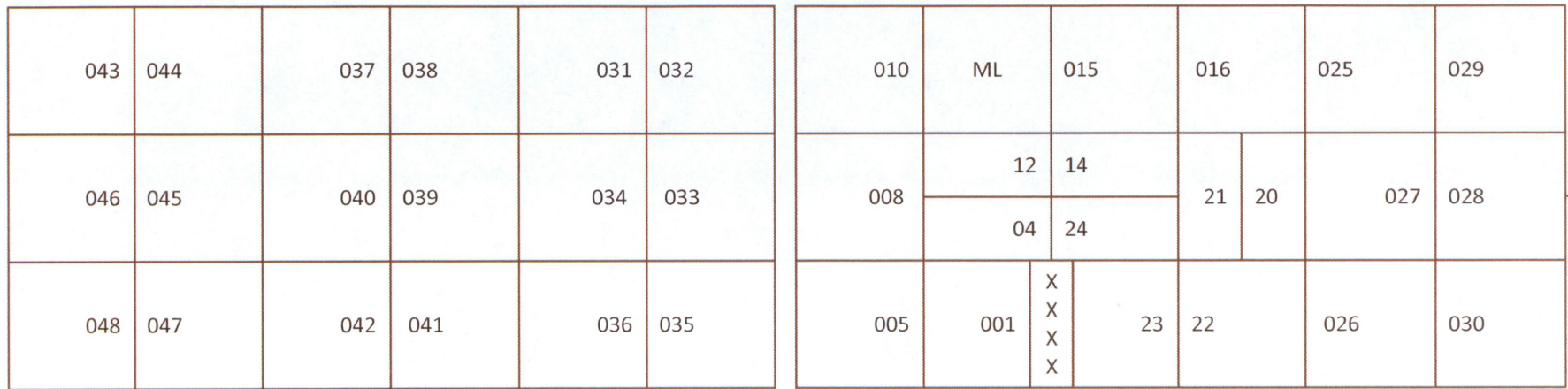
HOOPLE FARMERS GRAIN CO

Corp #595

Hoople ND


Section A

BNSF Rail



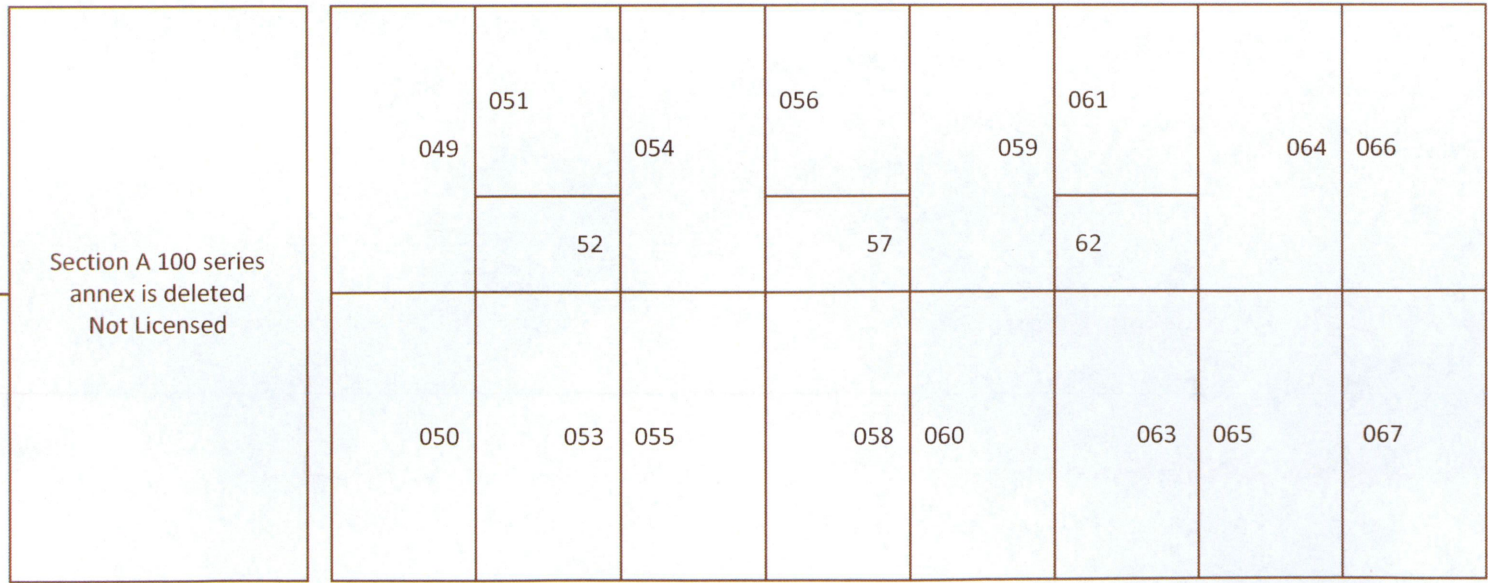
Section A

Driveway & scale



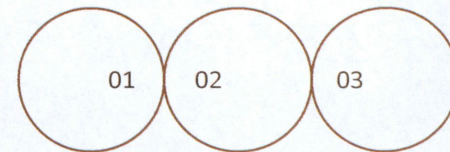
Section A

Section B 1 block South



Section A

Section I hopper bins



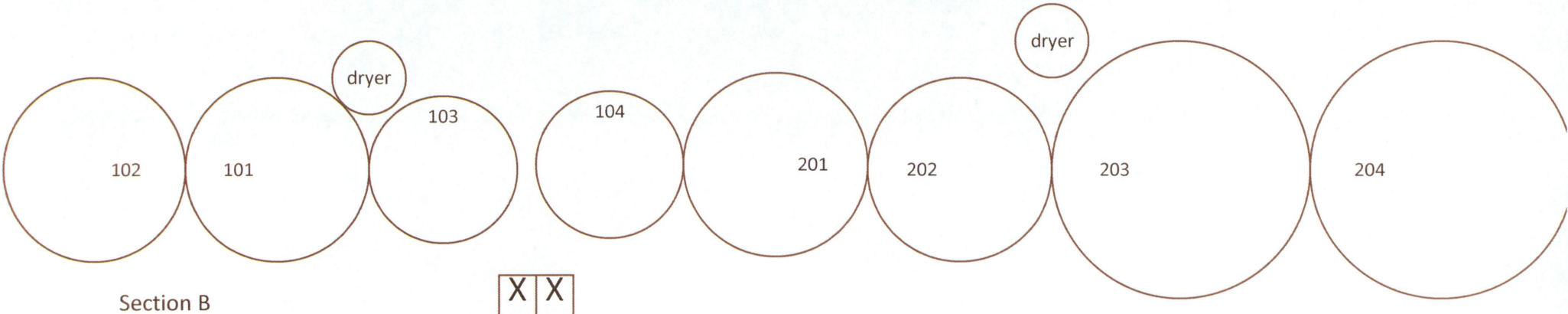
HOOPLE FARMERS GRAIN CO

Corp #595

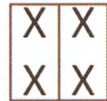
Hoople ND

Section B

BNSF Rail



Section B



Driveway & scale

Scale House

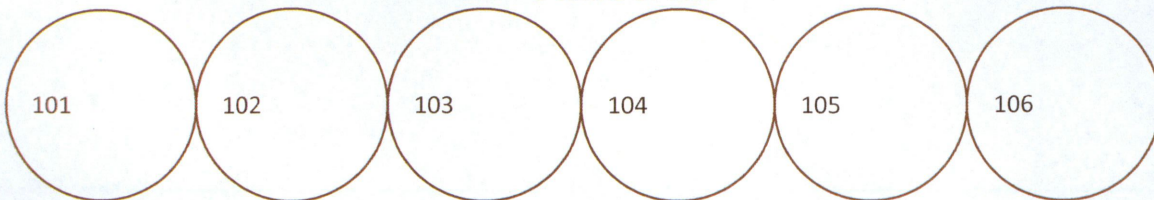
Section B

Section A 1 block north

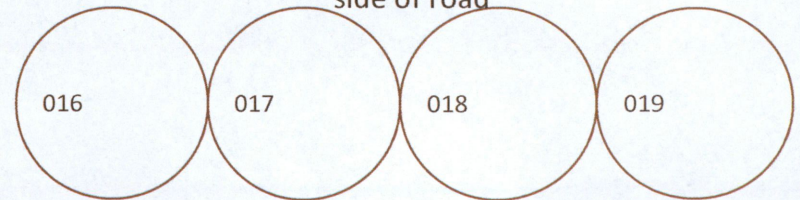


Section J – may include  
Fagerholt bins & Olson  
potato warehouse flats

Section J- Olson site – 3 m N  
on hwy 18 cross bridge – 1E  
– 1N – 6 tanks or less



Section J – Bjerke site – 2.5 m  
N on hwy 18- .8 m W north  
side of road



HOOPLE FARMERS GRAIN CO

Corp #595

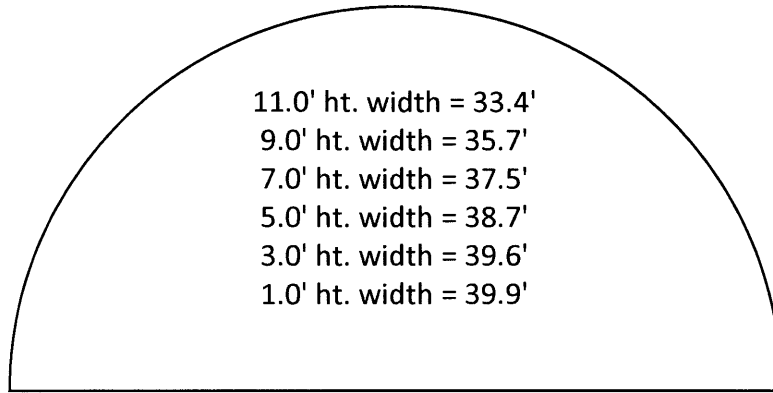
Hoople ND

Section C-D-E-F-G

5 strand quonsets located

.75 m NE of Section A main

elevator



Base dimensions


Base 40'W x 100'L

Bttm overhead center rafter

to floor 20.0'

Sidewall brace ht. 6.0'

End wall brace ht 8.0'



HOOPLE FARMERS GRAIN CO  
Corp #595  
Hoople ND  
Section G  
PH 08/07/18  
Located 1 mile NE of town on  
Hwy 18

