

Exam Date:03/27/2018

Nash Grain & Trading Co
 211 Nash Place
 Grafton , ND
 County:
 Phone: 701-352-2131
 CCC Number:

Page: 1

Examiner: 2

Location/Container Numbers/Comments	Section	Capacity
-------------------------------------	---------	----------

PART A - ADDITIONAL SPACE TO BE INCLUDED UNDER LICENSE

WC1	G	52,642
FC2	G	52,642
		Total: 105,284

PART B - SPACE TO BE DELETED UNDER LICENSE

<NO BINS DELETED>		
		Total: 0

PART C - ALL SPACE TO BE INCLUDED UNDER LICENSE

A	57,000	
B	32,000	
C	122,000	
D	100,000	
E	53,000	
F	38,000	
G	106,000	
		Total: 508,000

PART D - TOTAL CAPACITY BY FUNCTIONAL UNIT

Nash	215	A B C D E F G	508,000
			Total: 508,000

Exam Date:03/27/2018

Nash Grain & Trading Co
211 Nash Place
Grafton , ND
County:

Page: 1

Status	Section	Bin Number	Bin Type	Base Point	Diameter or Bu/Ft (Irreg.)	Length	Width	Side wall	Add for Hopper	Ded. for Obst.	Effective Depth	Add for Peak	Depth for Capac.	Bushels per Foot	Base Pack%	Bushel Capacity with Pack
--------	---------	------------	----------	------------	-------------------------------	--------	-------	--------------	----------------------	----------------------	--------------------	--------------------	------------------------	------------------------	---------------	------------------------------

Facility: Nash

Section: A

A	001	Square	floor over bins		0.000	10.00	3.000	53.00	0.00	0.00	53.000	0.000	53.0	24.1	2.50	1,309
A	002	Square	floor over bins		0.000	6.500	4.700	54.00	0.00	0.00	54.000	0.000	54.0	24.6	2.50	1,361
A	003	Square	floor over bins		0.000	6.500	4.700	32.00	0.00	0.00	32.000	0.000	32.0	24.6	2.50	807
A	004 T	Square	floor over bins		0.000	13.00	4.700	32.00	0.00	0.00	32.000	0.000	32.0	49.1	4.20	1,637
A	004 M	Irregular	bin floor -top 32'		74.000	0.000	0.000	22.00	0.00	0.00	22.000	0.000	22.0	74.0	5.50	1,718
A	004B	Square	54' bottom of bin 4		0.000	13.00	10.00	17.00	0.00	0.00	17.000	0.000	17.0	104.5	6.00	1,884
A	005	Square	floor over bins		0.000	10.50	6.500	53.00	0.00	0.00	53.000	0.000	53.0	54.9	4.50	3,041
A	006	Square	floor over bins		0.000	10.50	6.500	53.00	0.00	0.00	53.000	0.000	53.0	54.9	4.50	3,041
A	008	Square	floor over bins		0.000	10.50	6.300	53.00	0.00	0.00	53.000	0.000	53.0	53.2	4.50	2,947
A	009 T	Square	floor over bins		0.000	10.00	6.500	53.00	0.00	0.00	53.000	0.000	53.0	52.3	4.50	2,897
A	009 B	Square	53' bottom of #9		0.000	13.00	10.00	18.00	0.00	0.00	18.000	0.000	18.0	104.5	6.00	1,994
A	010	Square	floor over bins		0.000	10.00	6.500	53.00	0.00	0.00	53.000	0.000	53.0	52.3	4.50	2,897
A	011	Square	floor over bins		0.000	10.00	6.300	53.00	0.00	0.00	53.000	0.000	53.0	50.6	4.50	2,803
A	012	Square	floor over bins		0.000	10.00	6.000	53.00	0.00	0.00	53.000	0.000	53.0	48.2	4.20	2,662
A	014	Square	floor over bins		0.000	10.00	6.500	53.00	0.00	0.00	53.000	0.000	53.0	52.3	4.50	2,897
A	015 T	Square	floor over bins		0.000	10.00	6.500	53.00	0.00	0.00	53.000	0.000	53.0	52.3	4.50	2,897
A	015 B	Square	bin floor		0.000	13.00	10.00	18.00	0.00	0.00	18.000	0.000	18.0	104.5	6.00	1,994
A	016	Square	floor over bins		0.000	10.50	6.500	53.00	0.00	0.00	53.000	0.000	53.0	54.9	4.50	3,041
A	017	Square	floor over bins		0.000	10.50	6.500	53.00	0.00	0.00	53.000	0.000	53.0	54.9	4.50	3,041
A	019	Square	floor over bins		0.000	10.50	6.000	53.00	0.00	0.00	53.000	0.000	53.0	50.6	4.50	2,803
A	020	Square	floor over bins		0.000	6.500	4.700	54.00	0.00	0.00	54.000	0.000	54.0	24.6	2.50	1,361

Exam Date:03/27/2018

Nash Grain & Trading Co
 211 Nash Place
 Grafton , ND
 County:

Examiner: 2

Status	Section	Bin Number	Bin Type	Base Point	Diameter or Bu/Ft (Irreg.)	Length	Width	Side wall	Add for Hopper	Ded. for Obst.	Effective Depth	Add for Peak	Depth for Capac.	Bushels per Foot	Base Pack%	Bushel Capacity with Pack
--------	---------	------------	----------	------------	-------------------------------	--------	-------	--------------	----------------------	----------------------	--------------------	--------------------	------------------------	------------------------	---------------	------------------------------

Facility: Nash

Section: A

A	021 T	Square	floor over bins		0.000	13.00	4.700	54.00	0.00	0.00	54.000	0.000	54.0	49.1	4.20	2,762	
A	021 B	Square	54' bottom of #21		0.000	13.00	10.00	17.00	0.00	0.00	17.000	0.000	17.0	104.5	6.00	1,884	
A	022	Square	floor over bins		0.000	6.500	4.700	54.00	0.00	0.00	54.000	0.000	54.0	24.6	2.50	1,361	
A	024	Square	floor over bins		0.000	10.00	3.000	53.00	0.00	0.00	53.000	0.000	53.0	24.1	2.50	1,309	
Bin count:		25														Facility: Nash Section: A Total:	56,348
															To Even:	57,000	

Section: B

B	101	Square	floor over bins		0.000	12.00	10.00	48.00	0.00	0.00	48.000	0.000	48.0	96.5	6.00	4,910
B	102 N	Square	floor over bins		0.000	5.000	4.000	36.00	0.00	0.00	36.000	0.000	36.0	16.1	2.00	592
B	102 S	Square	floor over bins		0.000	5.000	4.000	36.00	0.00	0.00	36.000	0.000	36.0	16.1	2.00	592
B	103	Square	floor over bins		0.000	10.50	6.000	34.00	0.00	0.00	34.000	0.000	34.0	50.6	4.50	1,797
B	104	Square	floor over bins		0.000	10.50	6.000	34.00	0.00	0.00	34.000	0.000	34.0	50.6	4.50	1,797
B	105	Square	floor over bins		0.000	4.500	4.000	34.00	0.00	0.00	34.000	0.000	34.0	14.5	2.00	503
B	106	Square	floor over bins		0.000	12.00	10.00	48.00	0.00	0.00	48.000	0.000	48.0	96.5	6.00	4,910
B	107	Square	floor over bins		0.000	10.00	4.000	35.00	0.00	0.00	35.000	0.000	35.0	32.2	2.50	1,155
B	108	Square	floor over bins		0.000	10.00	4.000	35.00	0.00	0.00	35.000	0.000	35.0	32.2	2.50	1,155
B	109	Square	floor over bins		0.000	10.00	4.000	35.00	0.00	0.00	35.000	0.000	35.0	32.2	2.50	1,155
B	110	Square	floor over bins		0.000	12.00	10.00	48.00	0.00	0.00	48.000	0.000	48.0	96.5	6.00	4,910
B	111	Square	floor over bins		0.000	10.50	4.000	31.00	0.00	0.00	31.000	0.000	31.0	33.8	2.50	1,074

NDPSC Bin Capacity Chart

Exam Date:03/27/2018

Nash Grain & Trading Co
211 Nash Place
Grafton , ND
County:

Examiner: 2

Status	Section	Bin Number	Bin Type	Base Point	Diameter or Bu/Ft (Irreg).			Side wall	Add for Hopper	Ded. for Obst.	Effective Depth	Add for Peak	Depth for Capac.	Bushels per Foot	Base Pack%	Bushel Capacity with Pack
					Length	Width	Height									

Facility: Nash

Section: B

B	112A	Square	floor over bins	0.000	5.500	5.000	12.00	0.00	0.00	12.000	0.000	12.0	22.1	2.00	270
B	112B	Square	floor over bins	0.000	5.500	5.000	12.00	0.00	0.00	12.000	0.000	12.0	22.1	2.00	270
B	112C	Square	floor over bins	0.000	5.500	5.000	12.00	0.00	0.00	12.000	0.000	12.0	22.1	2.00	270
B	112D	Square	floor over bins	0.000	5.500	5.000	12.00	0.00	0.00	12.000	0.000	12.0	22.1	2.00	270
B	114	Square	floor over bins	0.000	12.00	10.00	48.00	0.00	0.00	48.000	0.000	48.0	96.5	6.00	4,910
B	115	Square	floor over bins	0.000	10.00	4.000	33.00	0.00	0.00	33.000	0.000	33.0	32.2	2.50	1,090

Bin count: 18

Facility: Nash Section: B Total: **31,630**

To Even: **32,000**

Section: C

C	201 T	Square	floor over bins	0.000	11.20	10.50	60.00	0.00	0.00	60.000	0.000	60.0	94.5	6.00	6,010
C	201 B	Square	60' bottom #1	0.000	12.60	11.10	8.000	0.00	0.00	8.000	0.000	8.0	112.4	6.20	955
C	202 T	Square	floor over bins	0.000	11.80	10.50	60.00	0.00	0.00	60.000	0.000	60.0	99.6	6.00	6,335
C	202 B	Square	60' bottom of #2	0.000	12.60	11.50	8.000	0.00	0.00	8.000	0.000	8.0	116.5	6.20	990
C	203 T	Square	floor over bins	0.000	11.60	10.50	60.00	0.00	0.00	60.000	0.000	60.0	97.9	6.00	6,226
C	203 B	Square	60' bottom of #3	0.000	12.60	11.40	8.000	0.00	0.00	8.000	0.000	8.0	115.5	6.20	981
C	204	Square	60' bottom of #3	0.000	11.80	8.900	59.00	0.00	0.00	59.000	0.000	59.0	84.4	5.80	5,269
C	205	Square	floor over bins	0.000	11.60	8.900	59.00	0.00	0.00	59.000	0.000	59.0	83.0	5.50	5,166
C	206 T	Square	floor over bins	0.000	11.60	10.70	60.00	0.00	0.00	60.000	0.000	60.0	99.8	6.00	6,347
C	206 B	Square	60' bottom #4	0.000	12.60	11.40	8.000	0.00	0.00	8.000	0.000	8.0	115.5	6.20	981

Exam Date:03/27/2018

Nash Grain & Trading Co
211 Nash Place
Grafton , ND
County:

Page: 4

Examiner: 2

Status	Section	Bin Number	Bin Type	Base Point	Diameter or Bu/Ft (Irreg.)	Length	Width	Side wall	Add for Hopper	Ded. for Obst.	Effective Depth	Add for Peak	Depth for Capac.	Bushels per Foot	Base Pack%	Bushel Capacity with Pack
--------	---------	------------	----------	------------	-------------------------------	--------	-------	--------------	----------------------	----------------------	--------------------	--------------------	------------------------	------------------------	---------------	------------------------------

Facility: Nash

Section: C

C	207 T		Square	floor over bins	0.000	11.80	10.70	60.00	0.00	0.00	60.000	0.000	60.0	101.5	6.00	6,455
C	207 B		Square	60' bottom #7	0.000	12.60	11.50	8.000	0.00	0.00	8.000	0.000	8.0	116.5	6.20	990
C	208 T		Square	floor over bins	0.000	11.20	10.70	60.00	0.00	0.00	60.000	0.000	60.0	96.3	6.00	6,125
C	208 B		Square	60' bottom #8	0.000	12.60	11.10	8.000	0.00	0.00	8.000	0.000	8.0	112.4	6.20	955
C	209		Square	floor over bins	0.000	11.20	8.900	59.00	0.00	0.00	59.000	0.000	59.0	80.1	5.50	4,986
C	210 T		Square	floor over bins	0.000	11.60	10.50	60.00	0.00	0.00	60.000	0.000	60.0	97.9	6.00	6,226
C	210 B		Square	60' bottom #10	0.000	12.60	11.40	8.000	0.00	0.00	8.000	0.000	8.0	115.5	6.20	981
C	211 T		Square	floor over bins	0.000	11.70	10.50	60.00	0.00	0.00	60.000	0.000	60.0	98.8	6.00	6,284
C	211 B		Square	60' bottom #11	0.000	12.60	11.50	8.000	0.00	0.00	8.000	0.000	8.0	116.5	6.20	990
C	212 T		Square	floor over bins	0.000	13.40	10.50	60.00	0.00	0.00	60.000	0.000	60.0	113.1	6.20	7,207
C	212 B		Square	60' bottom #12	0.000	13.10	12.60	8.000	0.00	0.00	8.000	0.000	8.0	132.7	6.50	1,131
C	213		Square	floor over bins	0.000	11.70	8.900	59.00	0.00	0.00	59.000	0.000	59.0	83.7	5.80	5,224
C	214		Square	floor over bins	0.000	13.40	8.900	59.00	0.00	0.00	59.000	0.000	59.0	95.9	6.00	5,997
C	215 T		Square	floor over bins	0.000	13.40	10.70	60.00	0.00	0.00	60.000	0.000	60.0	115.3	6.20	7,347
C	215 B		Square	60' bottom #15	0.000	13.10	12.60	8.000	0.00	0.00	8.000	0.000	8.0	132.7	6.50	1,131
C	216 T		Square	floor over bins	0.000	11.70	10.70	60.00	0.00	0.00	60.000	0.000	60.0	100.6	6.00	6,398
C	216 B		Square	60' bottom #16	0.000	12.60	11.50	8.000	0.00	0.00	8.000	0.000	8.0	116.5	6.20	990
C	217 T		Square	floor over bins	0.000	11.60	10.70	60.00	0.00	0.00	60.000	0.000	60.0	99.8	6.00	6,347
C	217 B		Square	60' bottom #17	0.000	12.60	11.40	8.000	0.00	0.00	8.000	0.000	8.0	115.5	6.20	981
C	218		Square	floor over bins	0.000	11.60	8.900	59.00	0.00	0.00	59.000	0.000	59.0	83.0	5.50	5,166

NDPSC Bin Capacity Chart

Exam Date:03/27/2018

Nash Grain & Trading Co
211 Nash Place
Grafton , ND
County:

Page: 5

Examiner: 2

Status	Section	Bin Number	Bin Type	Base Point	Diameter or Bu/Ft (Irreg).		Side wall	Add for Hopper	Ded. for Obst.	Effective Depth	Add for Peak	Depth for Capac.	Bushels per Foot	Base Pack%	Bushel Capacity with Pack	
Bin count:		30													Facility: Nash Section: C Total:	121,171
														To Even:	122,000	

Section: D

D	301	Peaked	eave at side wall	36.000	0.000	0.000	58.70	0.00	0.00	58.700	2.200	60.9	818.2	10.0	54,811	
D	302	Peaked	eave at side wall	26.500	0.000	0.000	50.00	4.00	0.00	54.000	1.600	55.6	443.4	8.20	26,675	
D	303	Peaked	eave at side wall	15.000	0.000	0.000	41.30	2.30	0.00	43.600	0.900	44.5	142.1	5.50	6,671	
D	304	Peaked	eave at sidewall	18.000	0.000	0.000	16.00	2.80	0.00	18.800	1.100	19.9	204.6	6.00	4,316	
D	305	Peaked	eave at sidewall	18.000	0.000	0.000	16.00	2.80	0.00	18.800	1.100	19.9	204.6	6.00	4,316	
D	306	Square	bin #TB	0.000	11.70	11.70	20.00	1.50	0.00	21.500	0.000	21.5	110.0	6.20	2,512	
Bin count:		6													Facility: Nash Section: D Total:	99,301
														To Even:	100,000	

Section: E

E	401	Quonset	overhead drag to floor 22.5'	0.000	119.8	63.20	8.000	0.00	0.00	8.000	0.000	8.0	6020.6	10.0	52,982	
Bin count:		1													Facility: Nash Section: E Total:	52,982
														To Even:	53,000	

Section: F

F	001	Peaked	farm site top of side wall	18.000	0.000	0.000	16.00	0.00	0.00	16.000	1.100	17.1	204.6	6.00	3,709
F	002	Peaked	farm site top of side wall	18.000	0.000	0.000	16.00	0.00	0.00	16.000	1.100	17.1	204.6	6.00	3,709
F	003	Peaked	farm site top of side wall	20.900	0.000	0.000	16.00	0.00	0.00	16.000	1.300	17.3	275.8	6.80	5,095
F	004	Peaked	farm site top of side wall	20.900	0.000	0.000	16.00	0.00	0.00	16.000	1.300	17.3	275.8	6.80	5,095
F	005	Peaked	farm site top of side wall	20.900	0.000	0.000	16.00	0.00	0.00	16.000	1.300	17.3	275.8	6.80	5,095

Client ID: 927

NDPSC Bin Capacity Chart

10/04/2018 01:32:48 PM

Exam Date:03/27/2018

Nash Grain & Trading Co
211 Nash Place
Grafton , ND
County:

Page: 6

Examiner: 2

Status	Section	Bin Number	Bin Type	Base Point	Diameter or Bu/Ft (Irreg.)	Length	Width	Side wall	Add for Hopper	Ded. for Obst.	Effective Depth	Add for Peak	Depth for Capac.	Bushels per Foot	Base Pack%	Bushel Capacity with Pack
--------	---------	------------	----------	------------	-------------------------------	--------	-------	--------------	----------------------	----------------------	--------------------	--------------------	------------------------	------------------------	---------------	------------------------------

Facility: Nash**Section: F**

F	006	Peaked	farm site top of side wall	20.900	0.000	0.000	16.00	0.00	0.00	16.000	1.300	17.3	275.8	6.80	5,095
F	007	Peaked	farm site top of side wall	20.900	0.000	0.000	16.00	0.00	0.00	16.000	1.300	17.3	275.8	6.80	5,095
F	008	Peaked	farm site top of side wall	20.900	0.000	0.000	15.00	0.00	0.00	15.000	1.300	16.3	275.8	6.80	4,802

Bin count: 8

Facility: Nash Section: F Total: 37,695To Even: 38,000**Section: G**

Added	G	FC2	Peaked	48.000	0.000	0.000	29.50	0.00	0.00	29.500	3.400	32.9	1454.6	10.0	52,642
Added	G	WC1	Peaked	48.000	0.000	0.000	29.50	0.00	0.00	29.500	3.400	32.9	1454.6	10.0	52,642

Bin count: 2

Facility: Nash Section: G Total: 105,284To Even: 106,000**Overall Licensed Bin Capacity for:**

Nash Grain & Trading Co

Bin count: 90

Licensed Capacity:
(includes pack)504,411 Bu.**Licensed Capacity (to even):**
(includes pack and section totals are
rounded up to next highest 1000)508,000 Bu.

NASH GRAN & TRADING CO.
 CORP #927
 Nash ND
 Section A

Section A

09	010	011	012	014	015
06	05	08	019	017	016
04		01	X X X X 24	021	
03	02			22	20

Section C


208	207	206	217	216	215
209	204	205	218	213	214
201	202	203	210	211	212

Office

Section B

110		109	108	107	106	
12A	12B	111	X X	105	104	103
12C	12D			XXXX		
114		115	X X	2N	101	
				2S		

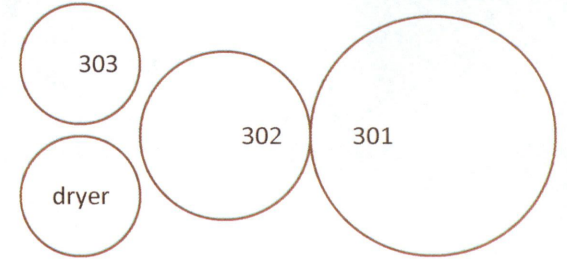

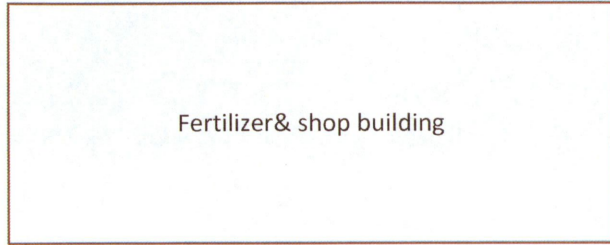
Section D 1/2 block east



West to quonset



NASH GRAN & TRADING CO.
CORP #927
Nash ND
Section D

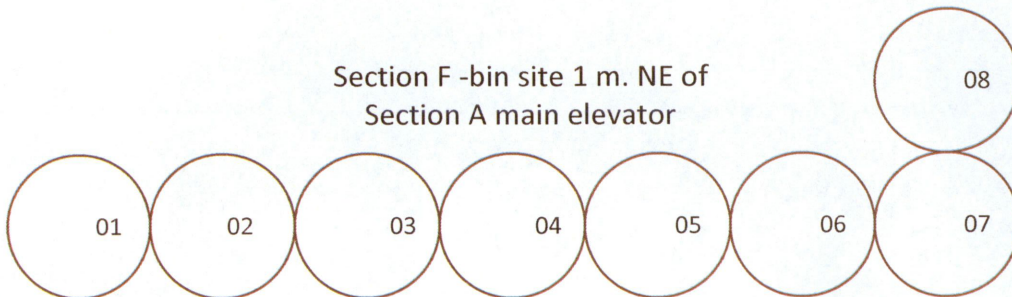


Section D

½ block West to Section A
main elevator



Section F -bin site 1 m. NE of
Section A main elevator

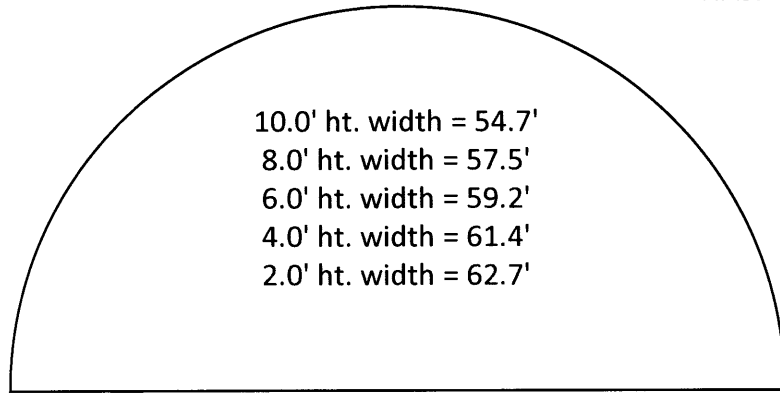


NASH GRAN & TRADING CO.

CORP #927

Nash ND

Section D



10.0' ht. width = 54.7'

8.0' ht. width = 57.5'

6.0' ht. width = 59.2'

4.0' ht. width = 61.4'

2.0' ht. width = 62.7'

Foundation 118.6'L x 62.0'W
x 1.0' ht.

Steel above fndtn 119.8'L x
63.2'W

Basics

Foundation 118.6'L x 62.0'W
x 1.0' ht.

Steel above fndatn 119.8'L

Sidewall seams above floor

1st seam 6.3'

2nd seam 9.0'

3rd seam 13.5'

4th seam 15.5'

bottom center drag to floor
22.5'

U-trough sidewall space 2.0'
on center

