

Exam Date: 10/18/2016

Allied Energy Inc, dba Allied Grain

Page: 1

Examiner: 1

260 Elevator Road
Carrington, ND
County:
Phone: 701-984-2617
CCC Number:

| Location/Container Numbers/Comments | Section | Capacity |
|---|---------|-------------------------|
| PART A - ADDITIONAL SPACE TO BE INCLUDED UNDER LICENSE | | |
| 001 | C | 43,712 |
| 001 | D | 43,712 |
| Ground | G | 750,175 |
| new_bin_01 | Y-G | 1,000,087 |
| | | Total: 1,837,686 |

PART B - SPACE TO BE DELETED UNDER LICENSE

| | | |
|-----|---|-----------------------|
| 101 | A | 36,174 |
| 102 | A | 36,174 |
| 001 | B | 19,869 |
| 108 | E | 34,914 |
| 109 | E | 34,914 |
| 001 | F | 38,982 |
| 002 | F | 38,982 |
| 006 | F | 21,914 |
| | | Total: 261,923 |

PART C - ALL SPACE TO BE INCLUDED UNDER LICENSE

| | |
|-------------------------|-----------|
| A | 957,000 |
| C | 44,000 |
| D | 44,000 |
| G | 751,000 |
| Y | 1,124,000 |
| Y-G | 1,001,000 |
| Total: 3,921,000 | |

PART D - TOTAL CAPACITY BY FUNCTIONAL UNIT

| | | |
|----------------|---------|------------------|
| Barlow 1251 | A C D G | 1,796,000 |
| Ypsilanti 1290 | Y Y-G | 2,125,000 |
| Total: | | 3,921,000 |

Exam Date:10/18/2016

Allied Energy Inc, dba Allied Grain
260 Elevator Road
Carrington , ND
County:

Page: 1

Examiner: 1

| Status | Section | Bin Number | Bin Type | Base Point | Diameter or Bu/Ft (Irreg). | | Side wall | Add for Hopper | Ded. for Obst. | Effective Depth | Add for Peak | Depth for Capac. | Bushels per Foot | Base Pack% | Bushel Capacity with Pack |
|--------|---------|------------|----------|------------|-------------------------------|-------|--------------|----------------------|----------------------|--------------------|--------------------|------------------------|------------------------|---------------|------------------------------|
| | | | | | Length | Width | | | | | | | | | |

Facility: Barlow

Section: A

| | | | | | | | | | | | | | | | | |
|---|-------|--------|------------------------------|--|-------|-------|-------|-------|------|------|--------|-------|------|------|------|-------|
| A | 002 T | Square | floor over bins | | 0.000 | 6.300 | 4.700 | 15.20 | 0.00 | 0.00 | 15.200 | 0.000 | 15.2 | 23.8 | 2.00 | 369 |
| A | 002 B | Square | floor over bins- top 15.2' | | 0.000 | 5.900 | 4.300 | 32.80 | 0.00 | 0.00 | 32.800 | 0.000 | 32.8 | 20.4 | 2.00 | 682 |
| A | 004 T | Square | bin floor | | 0.000 | 6.400 | 5.000 | 15.20 | 0.00 | 0.00 | 15.200 | 0.000 | 15.2 | 25.7 | 2.50 | 401 |
| A | 004 B | Square | bin floor - top 15.2' | | 0.000 | 5.900 | 4.600 | 32.80 | 0.00 | 0.00 | 32.800 | 0.000 | 32.8 | 21.8 | 2.00 | 729 |
| A | 005 T | Square | bin floor | | 0.000 | 7.000 | 4.600 | 18.40 | 0.00 | 0.00 | 18.400 | 0.000 | 18.4 | 25.9 | 2.50 | 489 |
| A | 005 B | Square | bin floor -top 18.4' | | 0.000 | 9.000 | 6.800 | 29.60 | 0.00 | 0.00 | 29.600 | 0.000 | 29.6 | 49.2 | 4.20 | 1,517 |
| A | 006 T | Square | bin floor | | 0.000 | 6.300 | 5.500 | 15.20 | 0.00 | 0.00 | 15.200 | 0.000 | 15.2 | 27.9 | 2.50 | 435 |
| A | 006 B | Square | bin floor - top 15.2' | | 0.000 | 5.900 | 5.100 | 16.80 | 0.00 | 0.00 | 16.800 | 0.000 | 16.8 | 24.2 | 2.50 | 417 |
| A | 007 T | Square | bin floor | | 0.000 | 12.20 | 6.400 | 15.20 | 0.00 | 0.00 | 15.200 | 0.000 | 15.2 | 62.8 | 5.00 | 1,003 |
| A | 007 B | Square | bin floor - top 15.2' | | 0.000 | 12.00 | 6.000 | 32.80 | 0.00 | 0.00 | 32.800 | 0.000 | 32.8 | 57.9 | 4.80 | 1,990 |
| A | 008 T | Square | bin floor | | 0.000 | 12.20 | 6.400 | 15.20 | 0.00 | 0.00 | 15.200 | 0.000 | 15.2 | 62.8 | 5.00 | 1,003 |
| A | 008 B | Square | bin floor - top 15.2' | | 0.000 | 12.00 | 6.000 | 32.80 | 0.00 | 0.00 | 32.800 | 0.000 | 32.8 | 57.9 | 4.80 | 1,990 |
| A | 009 T | Square | bin floor | | 0.000 | 12.90 | 9.500 | 15.20 | 0.00 | 0.00 | 15.200 | 0.000 | 15.2 | 98.5 | 6.00 | 1,587 |
| A | 009 M | Square | bin floor -top 15.2' | | 0.000 | 12.60 | 9.000 | 36.30 | 0.00 | 0.00 | 36.300 | 0.000 | 36.3 | 91.2 | 5.80 | 3,503 |
| A | 009B | Square | bin floor -top & mddle 51.5' | | 0.000 | 12.30 | 8.800 | 14.00 | 0.00 | 0.00 | 14.000 | 0.000 | 14.0 | 87.0 | 5.80 | 1,289 |
| A | 010 T | Square | bin floor | | 0.000 | 6.400 | 4.700 | 15.20 | 0.00 | 0.00 | 15.200 | 0.000 | 15.2 | 24.2 | 2.50 | 377 |
| A | 010 B | Square | bin floor-top 15.2' | | 0.000 | 6.000 | 4.300 | 32.80 | 0.00 | 0.00 | 32.800 | 0.000 | 32.8 | 20.7 | 2.00 | 693 |
| A | 011 T | Square | bin floor | | 0.000 | 12.90 | 9.500 | 15.20 | 0.00 | 0.00 | 15.200 | 0.000 | 15.2 | 98.5 | 6.00 | 1,587 |
| A | 011 M | Square | bin floor - top 15.2' | | 0.000 | 12.60 | 9.000 | 36.30 | 0.00 | 0.00 | 36.300 | 0.000 | 36.3 | 91.2 | 5.80 | 3,503 |
| A | 011B | Square | bin floor-top&mddl 51.5' | | 0.000 | 12.30 | 8.800 | 14.00 | 0.00 | 0.00 | 14.000 | 0.000 | 14.0 | 87.0 | 5.80 | 1,289 |
| A | 012 T | Square | bin floor | | 0.000 | 6.300 | 5.000 | 15.20 | 0.00 | 0.00 | 15.200 | 0.000 | 15.2 | 25.3 | 2.50 | 395 |

Exam Date: 10/18/2016

Allied Energy Inc, dba Allied Grain
260 Elevator Road
Carrington, ND
County:

Page: 2

Examiner: 1

| Status | Section | Bin Number | Bin Type | Base Point | Diameter or Bu/Ft (Irreg.) | | Side wall | Add for Hopper | Ded. for Obst. | Effective Depth | Add for Peak | Depth for Capac. | Bushels per Foot | Base Pack% | Bushel Capacity with Pack |
|--------|---------|------------|----------|------------|-------------------------------|-------|--------------|----------------------|----------------------|--------------------|--------------------|------------------------|------------------------|---------------|------------------------------|
| | | | | | Length | Width | | | | | | | | | |

Facility: Barlow

Section: A

| | | | | | | | | | | | | | | | |
|---|-------|--------|----------------------------|-------|-------|-------|-------|------|------|--------|-------|------|-------|------|-------|
| A | 012 B | Square | bin floor - top 15.2' | 0.000 | 5.900 | 4.600 | 33.80 | 0.00 | 0.00 | 33.800 | 0.000 | 33.8 | 21.8 | 2.00 | 752 |
| A | 013 T | Square | bin floor | 0.000 | 12.20 | 6.400 | 15.20 | 0.00 | 0.00 | 15.200 | 0.000 | 15.2 | 62.8 | 5.00 | 1,003 |
| A | 013 B | Square | bin floor - top 15.2' | 0.000 | 12.00 | 6.000 | 32.80 | 0.00 | 0.00 | 32.800 | 0.000 | 32.8 | 57.9 | 4.80 | 1,990 |
| A | 014L1 | Square | bin floor | 0.000 | 6.400 | 5.500 | 15.20 | 0.00 | 0.00 | 15.200 | 0.000 | 15.2 | 28.3 | 2.50 | 441 |
| A | 014L2 | Square | bin floor-top 15.2' | 0.000 | 6.100 | 5.100 | 16.80 | 0.00 | 0.00 | 16.800 | 0.000 | 16.8 | 25.0 | 2.50 | 431 |
| A | 014L3 | Square | bin floor-32' above | 0.000 | 12.60 | 5.100 | 16.00 | 0.00 | 0.00 | 16.000 | 0.000 | 16.0 | 51.7 | 4.50 | 864 |
| A | 014L4 | Square | bin floor - 48' above | 0.000 | 12.60 | 10.10 | 3.500 | 0.00 | 0.00 | 3.500 | 0.000 | 3.5 | 102.3 | 6.00 | 379 |
| A | 014L5 | Square | bin floor L1-2-3-4 = 51.5' | 0.000 | 12.30 | 9.800 | 14.00 | 0.00 | 0.00 | 14.000 | 0.000 | 14.0 | 96.9 | 6.00 | 1,438 |
| A | 015 T | Square | bin floor | 0.000 | 12.20 | 6.400 | 15.20 | 0.00 | 0.00 | 15.200 | 0.000 | 15.2 | 62.8 | 5.00 | 1,003 |
| A | 015 B | Square | bin floor - top 15.2' | 0.000 | 12.00 | 6.000 | 32.80 | 0.00 | 0.00 | 32.800 | 0.000 | 32.8 | 57.9 | 4.80 | 1,990 |
| A | 016 T | Square | bin floor | 0.000 | 12.90 | 5.000 | 15.20 | 0.00 | 0.00 | 15.200 | 0.000 | 15.2 | 51.8 | 4.50 | 822 |
| A | 016 M | Square | bin floor - top 15.2' | 0.000 | 12.60 | 4.600 | 36.30 | 0.00 | 0.00 | 36.300 | 0.000 | 36.3 | 46.6 | 4.00 | 1,760 |
| A | 016B | Square | bin floor 51.5' above | 0.000 | 12.30 | 9.800 | 14.00 | 0.00 | 0.00 | 14.000 | 0.000 | 14.0 | 96.9 | 6.00 | 1,438 |
| A | 017 T | Square | bin floor | 0.000 | 12.20 | 7.000 | 15.20 | 0.00 | 0.00 | 15.200 | 0.000 | 15.2 | 68.6 | 5.20 | 1,097 |
| A | 017 B | Square | bin floor - top 15.2' | 0.000 | 12.00 | 6.800 | 32.80 | 0.00 | 0.00 | 32.800 | 0.000 | 32.8 | 65.6 | 5.00 | 2,260 |
| A | 018 T | Square | bin floor | 0.000 | 10.50 | 3.700 | 15.20 | 0.00 | 0.00 | 15.200 | 0.000 | 15.2 | 31.2 | 2.50 | 486 |
| A | 018 B | Square | bin floor -top 15.2' | 0.000 | 10.20 | 3.400 | 32.80 | 0.00 | 0.00 | 32.800 | 0.000 | 32.8 | 27.9 | 2.50 | 938 |
| A | 019 T | Square | bin floor | 0.000 | 9.500 | 7.000 | 18.40 | 0.00 | 0.00 | 18.400 | 0.000 | 18.4 | 53.5 | 4.50 | 1,028 |
| A | 019 B | Square | bin floor -top 18.4' | 0.000 | 9.000 | 6.800 | 29.60 | 0.00 | 0.00 | 29.600 | 0.000 | 29.6 | 49.2 | 4.20 | 1,517 |
| A | 020 T | Square | bin floor | 0.000 | 12.20 | 7.000 | 15.20 | 0.00 | 0.00 | 15.200 | 0.000 | 15.2 | 68.6 | 5.20 | 1,097 |
| A | 020 B | Square | bin floor -top 15.2' | 0.000 | 12.00 | 6.800 | 32.80 | 0.00 | 0.00 | 32.800 | 0.000 | 32.8 | 65.6 | 5.00 | 2,260 |

Exam Date:10/18/2016

Allied Energy Inc, dba Allied Grain
260 Elevator Road
Carrington , ND
County:

Page: 3

| Status | Section | Bin Number | Bin Type | Base Point | Diameter or Bu/Ft (Irreg.) | Length | Width | Side wall | Add for Hopper | Ded. for Obst. | Effective Depth | Add for Peak | Depth for Capac. | Bushels per Foot | Base Pack% | Bushel Capacity with Pack |
|--------|---------|------------|----------|------------|-------------------------------|--------|-------|--------------|----------------------|----------------------|--------------------|--------------------|------------------------|------------------------|---------------|------------------------------|
|--------|---------|------------|----------|------------|-------------------------------|--------|-------|--------------|----------------------|----------------------|--------------------|--------------------|------------------------|------------------------|---------------|------------------------------|

Facility: Barlow

Section: A

| | | | | | | | | | | | | | | | | |
|---|-------|--------|-----------------------|--|-------|-------|-------|-------|------|------|--------|-------|------|-------|------|-------|
| A | 021 T | Square | bin floor | | 0.000 | 16.00 | 13.20 | 14.50 | 0.00 | 0.00 | 14.500 | 0.000 | 14.5 | 169.8 | 7.00 | 2,634 |
| A | 021 M | Square | bin floor -top 14.5' | | 0.000 | 15.70 | 13.00 | 45.00 | 0.00 | 0.00 | 45.000 | 0.000 | 45.0 | 164.1 | 7.00 | 7,902 |
| A | 021B | Square | bin floor 59.5' above | | 0.000 | 13.30 | 12.80 | 7.400 | 0.00 | 0.00 | 7.400 | 0.000 | 7.4 | 136.8 | 6.50 | 1,078 |
| A | 022 T | Square | bin floor | | 0.000 | 16.00 | 11.80 | 14.50 | 0.00 | 0.00 | 14.500 | 0.000 | 14.5 | 151.8 | 6.80 | 2,351 |
| A | 022 M | Square | bin floor- top 14.5' | | 0.000 | 15.70 | 11.60 | 45.00 | 0.00 | 0.00 | 45.000 | 0.000 | 45.0 | 146.4 | 6.80 | 7,036 |
| A | 022B | Square | bin floor 59.5' above | | 0.000 | 13.30 | 11.40 | 7.400 | 0.00 | 0.00 | 7.400 | 0.000 | 7.4 | 121.9 | 6.50 | 961 |
| A | 023 T | Square | bin floor | | 0.000 | 16.00 | 13.20 | 14.50 | 0.00 | 0.00 | 14.500 | 0.000 | 14.5 | 169.8 | 7.00 | 2,634 |
| A | 023 M | Square | bin floor - top 14.5' | | 0.000 | 15.70 | 13.00 | 45.00 | 0.00 | 0.00 | 45.000 | 0.000 | 45.0 | 164.1 | 7.00 | 7,902 |
| A | 023B | Square | bin floor 59.5' above | | 0.000 | 13.30 | 12.80 | 7.400 | 0.00 | 0.00 | 7.400 | 0.000 | 7.4 | 136.8 | 6.50 | 1,078 |
| A | 024 T | Square | bin floor | | 0.000 | 16.00 | 11.80 | 14.50 | 0.00 | 0.00 | 14.500 | 0.000 | 14.5 | 151.8 | 6.80 | 2,351 |
| A | 024 M | Square | bin floor - top 14.5' | | 0.000 | 15.70 | 11.60 | 45.00 | 0.00 | 0.00 | 45.000 | 0.000 | 45.0 | 146.4 | 6.80 | 7,036 |
| A | 024B | Square | bin floor 59.5' above | | 0.000 | 13.30 | 11.40 | 7.400 | 0.00 | 0.00 | 7.400 | 0.000 | 7.4 | 121.9 | 6.50 | 961 |
| A | 025 T | Square | bin floor | | 0.000 | 16.00 | 11.80 | 14.50 | 0.00 | 0.00 | 14.500 | 0.000 | 14.5 | 151.8 | 6.80 | 2,351 |
| A | 025 M | Square | bin floor - top 14.5' | | 0.000 | 15.70 | 11.60 | 45.00 | 0.00 | 0.00 | 45.000 | 0.000 | 45.0 | 146.4 | 6.80 | 7,036 |
| A | 025B | Square | bin floor 59.5' above | | 0.000 | 13.30 | 11.40 | 7.400 | 0.00 | 0.00 | 7.400 | 0.000 | 7.4 | 121.9 | 6.50 | 961 |
| A | 026 T | Square | bin floor | | 0.000 | 16.00 | 11.60 | 14.50 | 0.00 | 0.00 | 14.500 | 0.000 | 14.5 | 149.2 | 6.80 | 2,310 |
| A | 026 M | Square | bin floor - top 14.5' | | 0.000 | 15.70 | 11.40 | 45.00 | 0.00 | 0.00 | 45.000 | 0.000 | 45.0 | 143.9 | 6.80 | 6,916 |
| A | 026B | Square | bin floor 59.5' above | | 0.000 | 13.30 | 11.20 | 7.400 | 0.00 | 0.00 | 7.400 | 0.000 | 7.4 | 119.7 | 6.20 | 941 |
| A | 027 T | Square | bin floor | | 0.000 | 16.00 | 11.80 | 14.50 | 0.00 | 0.00 | 14.500 | 0.000 | 14.5 | 151.8 | 6.80 | 2,351 |
| A | 027 M | Square | bin floor -top 14.5' | | 0.000 | 15.70 | 11.60 | 45.00 | 0.00 | 0.00 | 45.000 | 0.000 | 45.0 | 146.4 | 6.80 | 7,036 |
| A | 027B | Square | bin floor 59.5' above | | 0.000 | 13.30 | 11.40 | 7.400 | 0.00 | 0.00 | 7.400 | 0.000 | 7.4 | 121.9 | 6.50 | 961 |

Exam Date: 10/18/2016

Allied Energy Inc, dba Allied Grain
 260 Elevator Road
 Carrington, ND
 County:

| Status | Section | Bin Number | Bin Type | Base Point | Diameter or Bu/Ft (Irreg.) | Length | Width | Side wall | Add for Hopper | Ded. for Obst. | Effective Depth | Add for Peak | Depth for Capac. | Bushels per Foot | Base Pack% | Bushel Capacity with Pack |
|--------|---------|------------|----------|------------|----------------------------|--------|-------|-----------|----------------|----------------|-----------------|--------------|------------------|------------------|------------|---------------------------|
|--------|---------|------------|----------|------------|----------------------------|--------|-------|-----------|----------------|----------------|-----------------|--------------|------------------|------------------|------------|---------------------------|

Facility: Barlow

Section: A

| | | | | | | | | | | | | | | | | |
|---|-------|--|--------|-----------------------|--------|-------|-------|-------|------|------|--------|-------|------|--------|------|---------|
| A | 028 T | | Square | bin floor | 0.000 | 16.00 | 11.60 | 14.50 | 0.00 | 0.00 | 14.500 | 0.000 | 14.5 | 149.2 | 6.80 | 2,310 |
| A | 028 M | | Square | bin floor - top 14.5' | 0.000 | 15.70 | 11.40 | 45.00 | 0.00 | 0.00 | 45.000 | 0.000 | 45.0 | 143.9 | 6.80 | 6,916 |
| A | 028B | | Square | bin floor 59.5' above | 0.000 | 13.30 | 11.20 | 7.400 | 0.00 | 0.00 | 7.400 | 0.000 | 7.4 | 119.7 | 6.20 | 941 |
| A | 098 | | Peaked | eave at side wall | 47.900 | 0.000 | 0.000 | 66.75 | 0.00 | 0.00 | 66.750 | 2.900 | 69.7 | 1448.6 | 10.0 | 111,064 |
| A | 099 | | Peaked | eave at side wall | 47.900 | 0.000 | 0.000 | 66.75 | 0.00 | 0.00 | 66.750 | 2.900 | 69.7 | 1448.6 | 10.0 | 111,064 |
| A | 103 | | Peaked | eave at side wall | 48.000 | 0.000 | 0.000 | 58.70 | 0.00 | 0.00 | 58.700 | 3.400 | 62.1 | 1454.6 | 10.0 | 99,364 |
| A | 104 | | Peaked | eave at side wall | 47.800 | 0.000 | 0.000 | 73.30 | 0.00 | 0.00 | 73.300 | 2.900 | 76.2 | 1442.5 | 10.0 | 120,911 |
| A | 105 | | Peaked | eave at side wall | 47.800 | 0.000 | 0.000 | 73.30 | 0.00 | 0.00 | 73.300 | 2.900 | 76.2 | 1442.5 | 10.0 | 120,911 |
| A | 106 | | Peaked | eave at side wall | 47.800 | 0.000 | 0.000 | 73.30 | 0.00 | 0.00 | 73.300 | 2.900 | 76.2 | 1442.5 | 10.0 | 120,911 |
| A | 107 | | Peaked | eave at side wall | 47.800 | 0.000 | 0.000 | 73.30 | 0.00 | 0.00 | 73.300 | 2.900 | 76.2 | 1442.5 | 10.0 | 120,911 |
| A | H-1 | | Peaked | eave at side wall | 16.000 | 0.000 | 0.000 | 20.00 | 2.00 | 0.00 | 22.000 | 1.000 | 23.0 | 161.6 | 5.80 | 3,933 |
| A | H-2 | | Peaked | eave at side wall | 16.000 | 0.000 | 0.000 | 20.00 | 2.00 | 0.00 | 22.000 | 1.000 | 23.0 | 161.6 | 5.80 | 3,933 |
| A | H-3 | | Peaked | eave at side wall | 16.000 | 0.000 | 0.000 | 20.00 | 2.00 | 0.00 | 22.000 | 1.000 | 23.0 | 161.6 | 5.80 | 3,933 |
| A | H-4 | | Peaked | eave at side wall | 16.000 | 0.000 | 0.000 | 20.00 | 2.00 | 0.00 | 22.000 | 1.000 | 23.0 | 161.6 | 5.80 | 3,933 |

Bin count: 77

Facility: Barlow Section: A Total: **956,064**

To Even: **957,000**

Section: C

| | | | | | | | | | | | | | | | | |
|-------|---|-----|---------|-----------------|-------|-------|-------|-------|------|------|--------|-------|------|--------|------|--------|
| Added | C | 001 | Quonset | consult diagram | 0.000 | 110.0 | 40.00 | 12.00 | 0.00 | 0.00 | 12.000 | 0.000 | 12.0 | 3311.4 | 10.0 | 43,712 |
|-------|---|-----|---------|-----------------|-------|-------|-------|-------|------|------|--------|-------|------|--------|------|--------|

NDPSC Bin Capacity Chart

Exam Date:10/18/2016

Allied Energy Inc, dba Allied Grain
 260 Elevator Road
 Carrington , ND
 County:

Examiner: 1

| Status | Section | Bin Number | Bin Type | Base Point | Diameter or Bu/Ft (Irreg.) | Length | Width | Side wall | Add for Hopper | Ded. for Obst. | Effective Depth | Add for Peak | Depth for Capac. | Bushels per Foot | Base Pack% | Bushel Capacity with Pack |
|--------|---------|------------|----------|------------|-------------------------------|--------|-------|--------------|----------------------|----------------------|--------------------|--------------------|------------------------|------------------------|---------------|------------------------------|
|--------|---------|------------|----------|------------|-------------------------------|--------|-------|--------------|----------------------|----------------------|--------------------|--------------------|------------------------|------------------------|---------------|------------------------------|

Bin count: 1

Facility: Barlow Section: C Total: 43,712

To Even: 44,000

Section: D

| | | | | | | | | | | | | | | | | |
|-------|---|-----|---------|-----------------|-------|-------|-------|-------|------|------|--------|-------|------|--------|------|--------|
| Added | D | 001 | Quonset | consult diagram | 0.000 | 110.0 | 40.00 | 12.00 | 0.00 | 0.00 | 12.000 | 0.000 | 12.0 | 3311.4 | 10.0 | 43,712 |
|-------|---|-----|---------|-----------------|-------|-------|-------|-------|------|------|--------|-------|------|--------|------|--------|

Bin count: 1

Facility: Barlow Section: D Total: 43,712

To Even: 44,000

Section: G

| | | | | | | | | | | | | | | | | |
|-------|---|--------|-----------|----------------|--------|-------|-------|-------|------|------|-------|-------|------|---------|------|---------|
| Added | G | Ground | Temporary | ground storage | 25.000 | 338.0 | 100.0 | 0.100 | 0.00 | 0.00 | 0.100 | 25.00 | 25.1 | 27170.4 | 10.0 | 750,175 |
|-------|---|--------|-----------|----------------|--------|-------|-------|-------|------|------|-------|-------|------|---------|------|---------|

Bin count: 1

Facility: Barlow Section: G Total: 750,175

To Even: 751,000

Exam Date:10/18/2016

Allied Energy Inc, dba Allied Grain
 260 Elevator Road
 Carrington , ND
 County:

Examiner: 1

| Status | Section | Bin Number | Bin Type | Base Point | Diameter or Bu/Ft (Irreg.) | Length | Width | Side wall | Add for Hopper | Ded. for Obst. | Effective Depth | Add for Peak | Depth for Capac. | Bushels per Foot | Base Pack% | Bushel Capacity with Pack |
|--------|---------|------------|----------|------------|-------------------------------|--------|-------|--------------|----------------------|----------------------|--------------------|--------------------|------------------------|------------------------|---------------|------------------------------|
|--------|---------|------------|----------|------------|-------------------------------|--------|-------|--------------|----------------------|----------------------|--------------------|--------------------|------------------------|------------------------|---------------|------------------------------|

Facility: Ypsilanti

Section: Y

| | | | | | | | | | | | | | | | | |
|---|-----|--------|-----------------|--|--------|-------|-------|-------|------|------|--------|-------|-------|--------|------|---------|
| Y | 401 | Peaked | floor over bins | | 41.500 | 0.000 | 0.000 | 30.80 | 0.00 | 0.00 | 30.800 | 2.500 | 33.3 | 1087.3 | 10.0 | 39,828 |
| Y | 402 | Peaked | floor over bins | | 41.500 | 0.000 | 0.000 | 30.80 | 0.00 | 0.00 | 30.800 | 2.500 | 33.3 | 1087.3 | 10.0 | 39,828 |
| Y | 403 | Peaked | floor over bins | | 41.500 | 0.000 | 0.000 | 30.80 | 0.00 | 0.00 | 30.800 | 2.500 | 33.3 | 1087.3 | 10.0 | 39,828 |
| Y | 404 | Peaked | floor over bins | | 41.500 | 0.000 | 0.000 | 30.80 | 0.00 | 0.00 | 30.800 | 2.500 | 33.3 | 1087.3 | 10.0 | 39,828 |
| Y | 405 | Peaked | floor over bins | | 15.500 | 0.000 | 0.000 | 21.70 | 0.00 | 0.00 | 21.700 | 0.900 | 22.6 | 151.7 | 5.50 | 3,617 |
| Y | 406 | Peaked | floor over bins | | 11.700 | 0.000 | 0.000 | 11.30 | 3.00 | 0.00 | 14.300 | 0.700 | 15.0 | 86.4 | 5.00 | 1,361 |
| Y | 407 | Round | floor over bins | | 50.000 | 0.000 | 0.000 | 122.5 | 0.00 | 0.00 | 122.50 | 0.000 | 122.5 | 1578.4 | 10.0 | 212,689 |
| Y | 408 | Round | floor over bins | | 50.000 | 0.000 | 0.000 | 122.5 | 0.00 | 0.00 | 122.50 | 0.000 | 122.5 | 1578.4 | 10.0 | 212,689 |
| Y | 409 | Peaked | floor over bins | | 62.000 | 0.000 | 0.000 | 88.60 | 0.00 | 0.00 | 88.600 | 4.300 | 92.9 | 2426.9 | 10.0 | 248,005 |
| Y | 410 | Peaked | floor over bins | | 62.000 | 0.000 | 0.000 | 102.8 | 0.00 | 0.00 | 102.80 | 4.300 | 107.1 | 2426.9 | 10.0 | 285,913 |

Bin count: 10

Facility: Ypsilanti Section: Y Total: 1,123,586

To Even: 1,124,000

Section: Y-G

| | | | | | | | | | | | | | | | | |
|-------|-----|------------|-----------|-----------------|--------|-------|-------|-------|------|------|-------|-------|------|---------|------|-----------|
| Added | Y-G | new_bin_01 | Temporary | floor over bins | 25.000 | 450.6 | 100.0 | 0.100 | 0.00 | 0.00 | 0.100 | 25.00 | 25.1 | 36221.9 | 10.0 | 1,000,087 |
|-------|-----|------------|-----------|-----------------|--------|-------|-------|-------|------|------|-------|-------|------|---------|------|-----------|

Bin count: 1

Facility: Ypsilanti Section: Y-G Total: 1,000,087

To Even: 1,001,000

Overall Licensed Bin Capacity for:

Allied Energy Inc, dba Allied Grain

Bin count: 91

Licensed Capacity:

(includes pack)

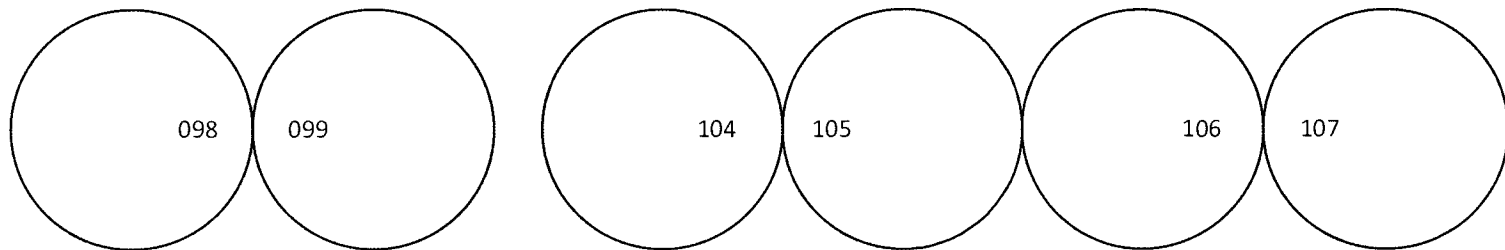
3,917,336 Bu.

Licensed Capacity (to even):

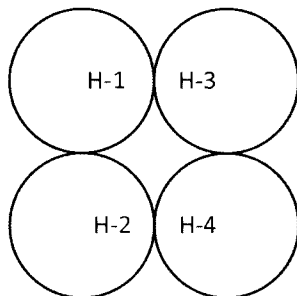
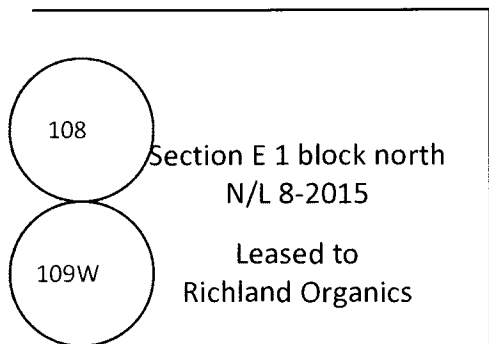
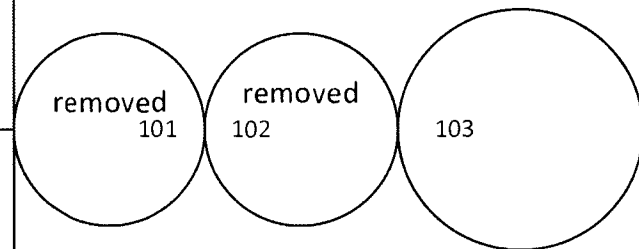
(includes pack and section totals are rounded up to next highest 1000)

3,921,000 Bu.

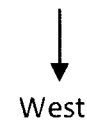
ALLIED ENERGY INC. dba
 ALLIED GRAIN Corp# 3915
 Barlow ND
 Section A



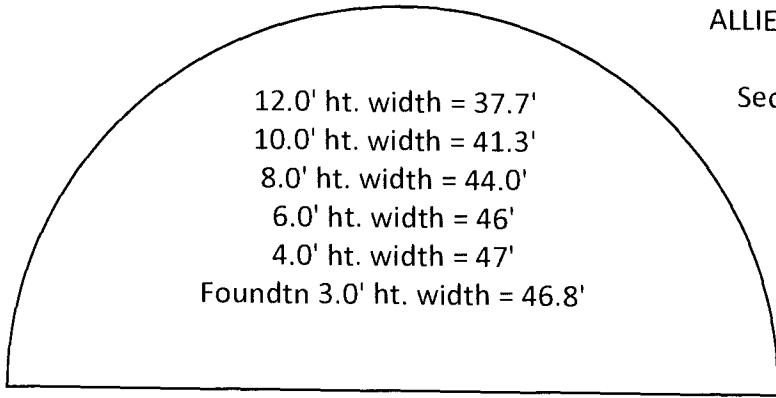
| | | | | | | | | | |
|-----|----|---------|----------------|-----|----|---------|-----|---------|-----|
| 011 | | 019 | 05 | 009 | | 021 | 022 | 025 | 026 |
| 07 | 15 | 017 020 | | 13 | 08 | 023 024 | | 027 028 | |
| 6 | 14 | 018 | XX ML XX | 016 | | | | | |
| 2 | 10 | | 12 | 4 | | | | | |




Section B-100 quonset not licensed
 Section C-100 quonset
 Section D-100 quonset



ALLIED ENERGY INC. dba
ALLIED GRAIN Corp# 3915
Barlow ND
Section C&D identical
quonsets



Basics
Foundation 3.0' ht x 46.8'W x
110.8'L
Base width above foundation
48.0'
Bottom center drag to floor
17.5'
Bottom center overhead u-
trough to floor 20.0'



ALLIED ENERGY INC. dba
ALLIED GRAIN Corp# 3915
Barlow ND
Section F located 1 mile east
of main elevator
Nothing licensed 08-2015

03 35.6' D x
20.8' sidewall

04

05

06

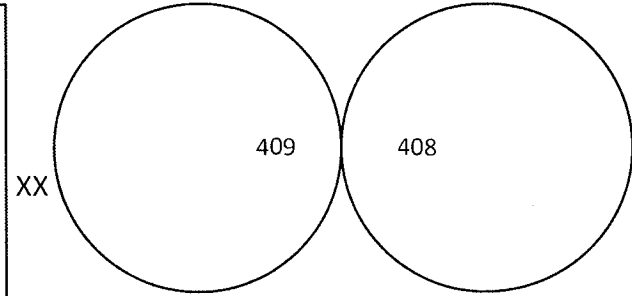
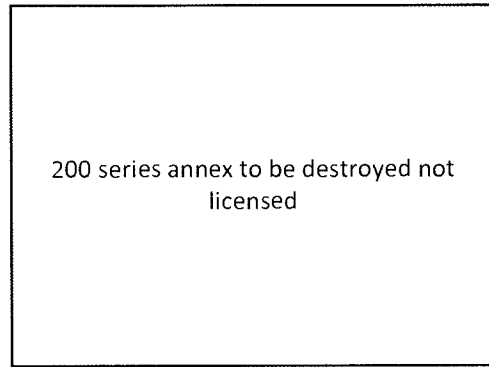
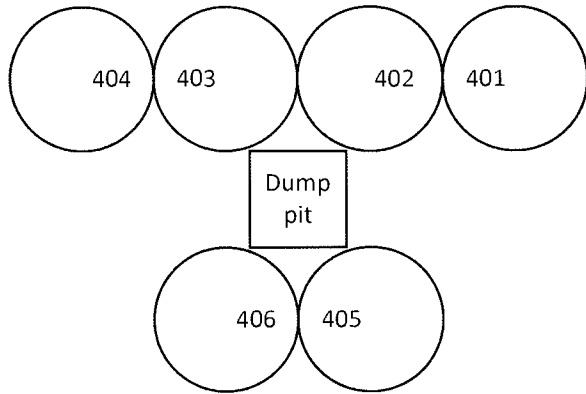
07

No longer
leased

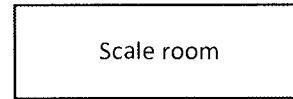
02- 43.4'D x
27.2' sidewall

01- 43.4'D x
27.2' sidewall

ALLIED ENERGY INC. dba
ALLIED GRAIN Corp# 3915
Barlow ND
Section Y Ypsilanti location



Scale 1



Scale 2

XX

