

Exam Date:05/17/2018

Koppinger Trucking LLC

Page: 1

Examiner: 2

4774 Hwy 22 South

Dickinson , ND

County:

Phone: 1-701-483-2258

CCC Number:

Location/Container Numbers/Comments	Section	Capacity
-------------------------------------	---------	----------

PART A - ADDITIONAL SPACE TO BE INCLUDED UNDER LICENSE

<NO BINS ADDED>

Total:	0
--------	---

PART B - SPACE TO BE DELETED UNDER LICENSE

<NO BINS DELETED>

Total:	0
--------	---

PART C - ALL SPACE TO BE INCLUDED UNDER LICENSE

A	120,000
B	242,000
Total:	362,000

PART D - TOTAL CAPACITY BY FUNCTIONAL UNIT

Koppinger Trucking L	1221	A B	362,000
Total:			362,000

Exam Date:05/17/2018

Koppinger Trucking LLC
4774 Hwy 22 South
Dickinson , ND
County:

Page: 1

Examiner: 2

Status	Section	Bin Number	Bin Type	Base Point	Diameter or Bu/Ft (Irreg).		Side wall	Add for Hopper	Ded. for Obst.	Effective Depth	Add for Peak	Depth for Capac.	Bushels per Foot	Base Pack%	Bushel Capacity with Pack
					Length	Width									

Facility: Koppinger Trucking L

Section: A

A	001	Peaked	17.900	0.000	0.000	18.30	2.40	0.00	20.700	1.100	21.8	202.3	6.00	4,675
A	002	Peaked	17.900	0.000	0.000	18.30	2.40	0.00	20.700	1.100	21.8	202.3	6.00	4,675
A	003	Peaked	17.900	0.000	0.000	18.30	2.40	0.00	20.700	1.100	21.8	202.3	6.00	4,675
A	004	Peaked	17.900	0.000	0.000	18.30	2.40	0.00	20.700	1.100	21.8	202.3	6.00	4,675
A	005	Peaked	17.900	0.000	0.000	18.30	2.40	0.00	20.700	1.100	21.8	202.3	6.00	4,675
A	006	Peaked	14.900	0.000	0.000	18.30	2.00	0.00	20.300	0.900	21.2	140.2	5.50	3,135
A	007	Peaked	17.900	0.000	0.000	18.30	2.40	0.00	20.700	1.100	21.8	202.3	6.00	4,675
A	008	Peaked	17.900	0.000	0.000	18.30	2.40	0.00	20.700	1.100	21.8	202.3	6.00	4,675
A	009	Peaked	14.900	0.000	0.000	18.30	3.00	0.00	21.300	0.900	22.2	140.2	5.50	3,283
A	010	Peaked	29.850	0.000	0.000	20.80	0.00	0.00	20.800	1.800	22.6	562.5	9.00	13,857
A	011	Peaked	29.850	0.000	0.000	20.80	0.00	0.00	20.800	1.800	22.6	562.5	9.00	13,857
A	012	Peaked	17.900	0.000	0.000	22.00	2.40	0.00	24.400	1.100	25.5	202.3	6.00	5,469
A	013	Peaked	17.900	0.000	0.000	22.00	2.40	0.00	24.400	1.100	25.5	202.3	6.00	5,469
A	014	Peaked	17.900	0.000	0.000	22.00	2.40	0.00	24.400	1.100	25.5	202.3	6.00	5,469
A	015	Peaked	17.900	0.000	0.000	22.00	2.40	0.00	24.400	1.100	25.5	202.3	6.00	5,469
A	016	Peaked	17.900	0.000	0.000	22.00	2.40	0.00	24.400	1.100	25.5	202.3	6.00	5,469
A	017	Peaked	17.900	0.000	0.000	22.00	2.40	0.00	24.400	1.100	25.5	202.3	6.00	5,469
A	018	Peaked	16.000	0.000	0.000	20.00	2.30	0.00	22.300	1.000	23.3	161.6	5.80	3,983
A	019	Peaked	16.000	0.000	0.000	20.00	2.30	0.00	22.300	1.000	23.3	161.6	5.80	3,983
A	020	Peaked	16.000	0.000	0.000	20.00	2.30	0.00	22.300	1.000	23.3	161.6	5.80	3,983
A	021	Peaked	16.000	0.000	0.000	20.00	2.30	0.00	22.300	1.000	23.3	161.6	5.80	3,983

Client ID: 3382

NDPSC Bin Capacity Chart

05/29/2018 09:15:57 AM

Exam Date:05/17/2018

Koppinger Trucking LLC
4774 Hwy 22 South
Dickinson , ND
County:

Page: 2

Examiner: 2

Status	Section	Bin Number	Bin Type	Base Point	Diameter or Bu/Ft (Irreg). Length	Width	Side wall	Add for Hopper	Ded. for Obst.	Effective Depth	Add for Peak	Depth for Capac.	Bushels per Foot	Base Pack%	Bushel Capacity with Pack
--------	---------	------------	----------	------------	---	-------	--------------	----------------------	----------------------	--------------------	--------------------	------------------------	------------------------	---------------	------------------------------

Facility: Koppinger Trucking L**Section: A**

A	022	Peaked			16.000	0.000	0.000	20.00	2.30	0.00	22.300	1.000	23.3	161.6	5.80	3,983
---	-----	--------	--	--	--------	-------	-------	-------	------	------	--------	-------	------	-------	------	-------

Bin count: 22

Facility: Koppinger Trucking L Section: A Total: 119,586To Even: 120,000**Section: B**

B	023	Peaked			35.900	0.000	0.000	24.75	0.00	0.00	24.750	2.200	27.0	813.7	10.0	24,167
B	024	Peaked			35.900	0.000	0.000	24.75	0.00	0.00	24.750	2.200	27.0	813.7	10.0	24,167
B	025	Peaked			35.900	0.000	0.000	24.75	0.00	0.00	24.750	2.200	27.0	813.7	10.0	24,167
B	026	Peaked			35.900	0.000	0.000	24.75	0.00	0.00	24.750	2.200	27.0	813.7	10.0	24,167
B	027	Peaked			35.900	0.000	0.000	24.75	0.00	0.00	24.750	2.200	27.0	813.7	10.0	24,167
B	028	Peaked			35.900	0.000	0.000	24.75	0.00	0.00	24.750	2.200	27.0	813.7	10.0	24,167
B	029	Peaked			35.900	0.000	0.000	24.75	0.00	0.00	24.750	2.200	27.0	813.7	10.0	24,167
B	030	Peaked			35.900	0.000	0.000	24.75	0.00	0.00	24.750	2.200	27.0	813.7	10.0	24,167
B	031	Peaked			35.900	0.000	0.000	24.75	0.00	0.00	24.750	2.200	27.0	813.7	10.0	24,167
B	032	Peaked			35.900	0.000	0.000	24.75	0.00	0.00	24.750	2.200	27.0	813.7	10.0	24,167

Bin count: 10

Facility: Koppinger Trucking L Section: B Total: 241,670To Even: 242,000

Overall Licensed Bin Capacity for:

Koppinger Trucking LLC

Bin count: 32

Licensed Capacity:

(includes pack)

361,256 Bu.

Licensed Capacity (to even):

(includes pack and section totals are rounded up to next highest 1000)

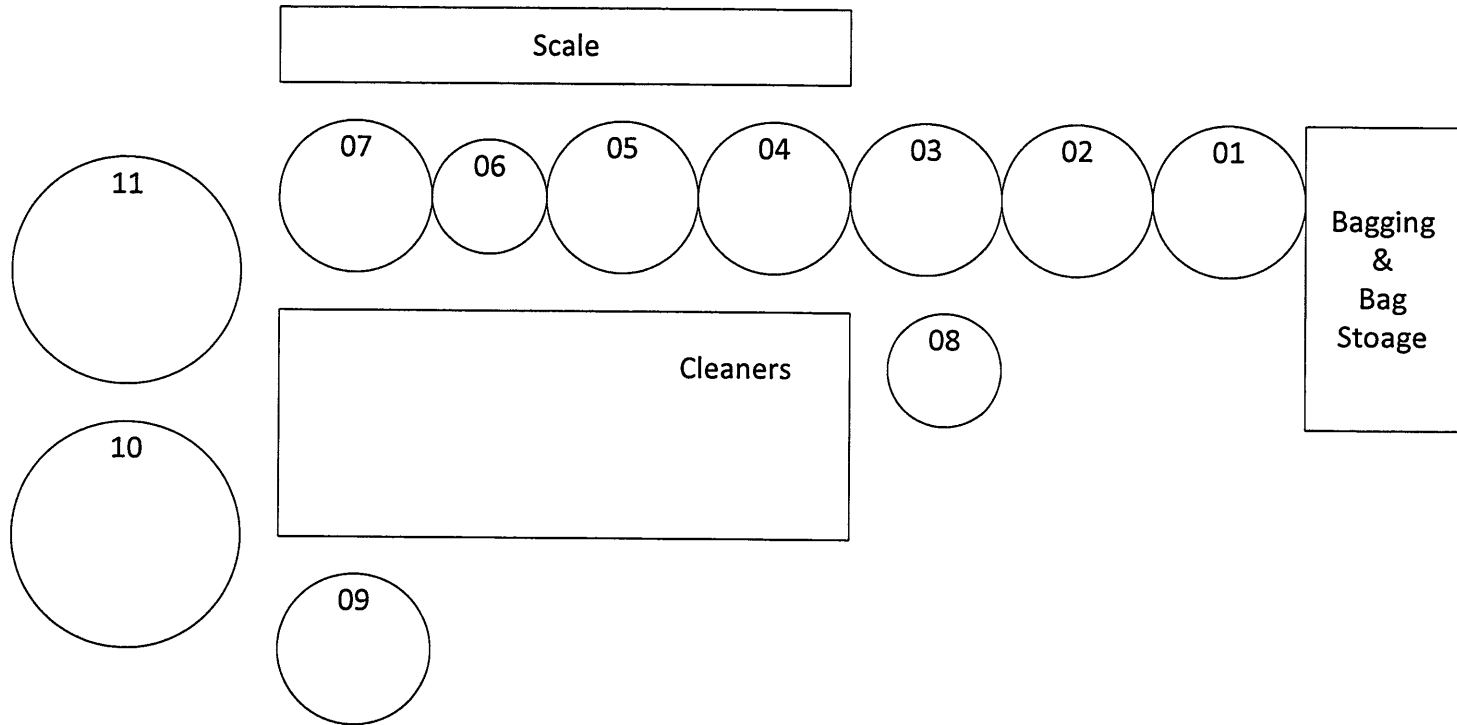
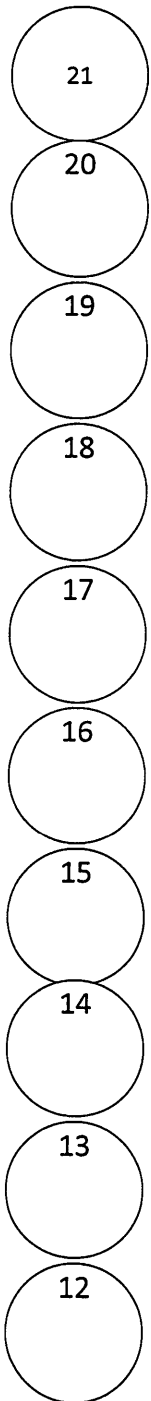
362,000 Bu.

Koppinger Trucking
Dickinson, ND
Section A
Updated 6/7/18 PH

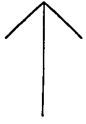


N
O
R
T
H


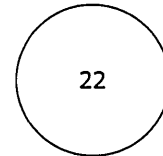
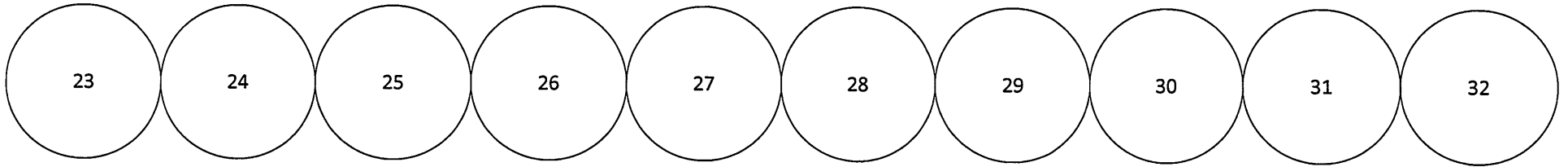
H
W
Y
2
2



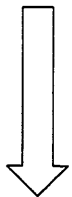
West



Koppinger Trucking
Dickenson, ND
Section B
Updated 6/7/18 PH



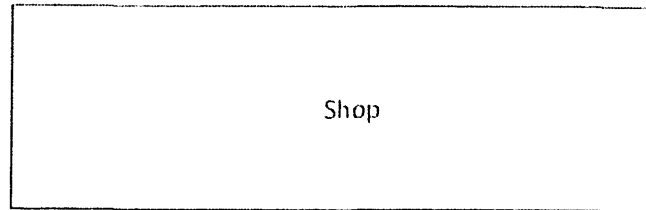
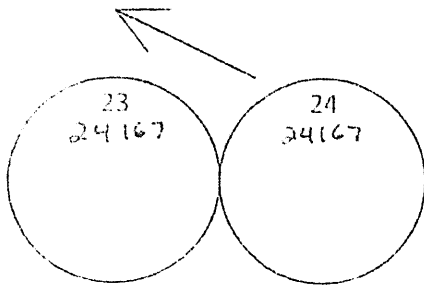
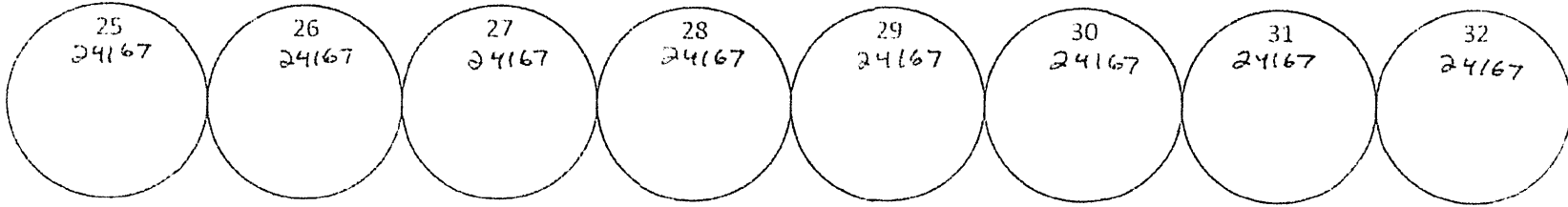
Section A



From South

Koppinger Trucking
Dickenson, ND
Section B

West



Shop

Section A

