




319 South Coteau Street  
P.O. Box 280  
Pierre, SD 57501

Phone: 605-224-5825  
Fax: 605-224-7102  
www.riterlaw.com

Law Office

June 13, 2016

Darrell Nitschke  
North Dakota Public Service Commission  
600 E. Boulevard, Dept. 408  
Bismarck, ND 58505-0480



Re: 47 CFR 54.304 (d)(1) Filing  
Access Recovery Charge and Connect America Fund  
Venture Communications Cooperative  
Study Area Code 391680

Dear Mr. Nitschke,

Please be advised that I represent Venture Communications Cooperative ("Venture") headquartered in Highmore, South Dakota. While the majority of Venture's customers are in South Dakota, Venture also has a few access lines in North Dakota.

You will find attached hereto three copies of Venture's 2016 CAF ICC data that NECA is filing as part of Venture's 2016 annual interstate access tariff filings. FCC Rule 54.304 (d)(1) requires rate-of-return carriers seeking CAF ICC support to file this data with their state commission(s) concurrent with the annual access tariff filing.

Please file as an informational filing the following:

1. Confidential USAC Report, which displays the post true-up CAF ICC amount and is being filed as confidential;
2. Confidential Attachment A, the Access Recovery Charge Output Report, which is being filed as confidential information;
3. Confidential Attachment B, the Intrastate TRP Report, which is being filed as confidential information; and
4. Attachment C, Certificates.

Please contact me if you have any questions or concerns. Thank you.

Sincerely yours,

RITER, ROGERS, WATTIER &  
NORTHTRUP, LLP

By:

*Margo D Northrup*  
Margo D. Northrup

MDN-rj  
Enclosures

Robert C. Riter, Jr  
Margo D. Northrup

Darla Pollman Roge  
Lindsey Riter-Rapp

1 **PU-16-341** Filed: 6/13/2016 Pages: 16  
Copy of FCC 47CFR Section 54.304 CAF ICC Annual  
Support Data

Venture Communications Cooperative

Margo Northrup, Riter Rogers Law Office

**CONFIDENTIAL USAC REPORT  
(VENTURE)**



## 2016 CAF ICC Data Collection

NECA Home NECA Data Collections Contact Us CAF ICC - Instructions & Documents Paper Certification Tracking Logout

Logged in User: Janelle Jessen

Home Select Company Main Page Study Area Data Input Menu ▸ CAF & ARC Output ▸ E-Certification ▸

Study Area: VENTURE COMM. COOP (ID: 391680)

## Study Area USAC Reports

[View Printer-friendly report]

2016 USAC Data Report (Test Period 2016-2017)

## CONNECT AMERICA FUND

Data to be provided to USAC/FCC in June 2016 for CAF ICC Purposes

Current Settlement Type: Cost

Test Period 7/1/16-6/30/17 Post True-up (Filing) View

## Rate-of-Return (ROR) Carrier Revenue Requirement

1	2011 Interstate Switched Access Revenue Requirement	\$913,099
2	FY 2011 Intrastate Terminating Switched Access Revenues	\$1,413,188
3	FY 2011 Net Reciprocal Compensation Revenues	\$209,096
4	2011 ROR Carrier Base Period Revenue (Line 1 + Line 2 + Line 3)	\$2,535,383
5	ROR Carrier Baseline Adjustment Factor (0.95 ^ 5)	0.773781
6	ROR Carrier Revenue Requirement (Line 4 x Line 5)	\$1,961,831
7	Pool Administration Expenses	\$49,839
8	Total ROR Carrier Revenue Requirement (Line 6 + Line 7)	\$2,011,671

## Revenues from Reformed Inter-carrier Compensation (ICC) Rates

9	Interstate Switched Access Revenues	\$1,192,908
10	Interstate Allocated Switched Access Revenues#	\$266,313
11	Transitional Intrastate Access Service Revenues	\$253,396
12	Net Transitional Reciprocal Compensation Revenues	\$0
13	Total ICC Revenue (Line 10 + Line 11 + Line 12)	\$519,709

## Eligible Recovery

14	TRS Increment	\$0
15	Regulatory Fees Increment	\$0
16	NANPA Increment	\$0
17	Interstate Local Switching Support for Price Cap Affiliates	\$0
18	Adjustment for Double Recovery or Corrections	\$0
19	Test Period 14/15 Trueup - Net Impact on Total Eligible Recovery	\$181,337
20	Eligible Recovery (Line 8 - Line 13) + (Line 14 + Line 15 + Line 16 + Line 18 + Line 19) - (Line 17)	\$1,673,299

## Revenues from Access Recovery Charges (ARC)

21	Residential ARC Revenues	\$251,940
22	Single Line Business ARC Revenues	\$12,960
23	Multi-Line Business ARC Revenues	\$82,620
24	Total ARC Revenues (Line 21 + Line 22 + Line 23)	\$347,520

## Connect America Fund (CAF) ICC Support\*\*

25	Connect America Fund (CAF) ICC Support (Line 20 - Line 24)	\$1,325,779
----	--	-------------

## NOTES:

#Per FCC Designation Order, calculated as (Sum of Line 9 for all TS pool participants) \* (Line 1 / Sum of Line 1 for all TS pool participants)

\*\*NECA estimate provided for informational purposes only - actual to be calculated by USAC.

© 2016 NECA  
Terms of Use | Privacy Policy

CONFIDENTIAL  
CONFIDENTIAL

**CONFIDENTIAL**  
**ATTACHMENT A**  
**(VENTURE)**



**2016 CAF ICC Data Collection**

NECA Home NECA Data Collections Contact Us CAF ICC - Instructions & Documents Paper Certification Tracking Logout  
 Logged in User: Janelle Jessen

Home Select Company Main Page Study Area Data Input Menu ▶ CAF & ARC Output ▶ E-Certification ▶

**Study Area: VENTURE COMM. COOP (ID: 391680)**

**Access Recovery Charges**

Recalculate ARC Rates & CAF Support revenues

Test Period 2016-2017 Pre-True-up View Test Period 2016-17 Post-True-Up (Filing) View

**Test Period 2016-2017 Post True-Up (Filing) View**

Exchange/Zone Name	Residential Lines excluding Lifelines	Residential ARC	Residential ARC Revenue	SLB Lines	SLB ARC	SLB ARC Revenue	MLB Lines	MLB ARC	MLB ARC Revenue	Total ARC Revenue
Blunt	168	\$2.50	\$5,040.00							
Bowdle	212	\$2.50	\$6,360.00							
Britton	988	\$2.50	\$29,640.00							
East Onida	48	\$2.50	\$1,440.00							
Gettysburg	727	\$2.50	\$21,810.00							
Harrold	183	\$2.50	\$5,490.00							
Highmore	540	\$2.50	\$16,200.00							
Hitchcock	215	\$2.50	\$6,450.00							
Hoven	274	\$2.50	\$8,220.00							
Langford	226	\$2.50	\$6,780.00							
Lebanon	33	\$2.50	\$990.00							
North Britton	9	\$2.50	\$270.00							
Onaka	43	\$2.50	\$1,290.00							
Onida	382	\$2.50	\$11,460.00							
Pierpont	91	\$2.50	\$2,730.00							
Ree Heights	104	\$2.50	\$3,120.00							
Roscoe	156	\$2.50	\$4,680.00							
Rosholt	355	\$2.50	\$10,650.00							
Roslyn	500	\$2.50	\$15,000.00							
Selby	460	\$2.50	\$13,800.00							
Seneca	76	\$2.50	\$2,280.00							
Sisseton	1358	\$2.50	\$40,740.00							
Tolstoy	79	\$2.50	\$2,370.00							
Tulare	158	\$2.50	\$4,740.00							
Wessington	208	\$2.50	\$6,240.00							
Wessington Springs	595	\$2.50	\$17,850.00							
West Onida	210	\$2.50	\$6,300.00							
<b>Study Area Summary</b>	<b>8398</b>		<b>\$251,940.00</b>	<b>432</b>	<b>\$2.50</b>	<b>\$12,960.00</b>	<b>2295</b>	<b>\$3.00</b>	<b>\$82,620.00</b>	<b>\$347,520.00</b>

**CONFIDENTIAL**  
**CONFIDENTIAL**

**CONFIDENTIAL**  
**ATTACHMENT B**  
**(VENTURE)**



2016 CAF ICC Data Collection

NECA Home NECA Data Collections Contact Us CAF ICC - Instructions & Documents Paper Certification Tracking Logout  
 Logged in User: Janelle Jessen

Home Select Company Main Page Study Area Data Input Menu > CAF & ARC Output > E-Certification >

Study Area: VENTURE COMM. COOP (ID: 391680)

Intrastate Revenues (FCC TRP exhibit)

Option 1: View TRP Output in Excel

Option 2: Download TRP Data in Excel

Intrastate Revenues

Test Year 2016-2017 Expected Maximum Intrastate Revenue: \$0.00

Col D	Col E	Col F	Col G	Col H	Col I	Col J	Col K	Col L	Col M	Col N
Rate Element Description	Unit of Demand	7/1/2016 Interstate Rate	Test Year 2015-2016 Current Intrastate Rate	7/1/2016 Proposed Intrastate Rate	FY 2011 Intrastate Units: Terminating for Non-Dedicated or Originating and Terminating for Dedicated Elements	Intrastate Price-out with 7/1/2016 proposed intrastate rate and FY2011 Demand	FY 2015 Intrastate Units: Terminating for Non-Dedicated and total for Dedicated Elements	Test Year 2016-2017 Forecasted Intrastate Units	Intrastate Units Growth Rate %	TY 2016-17 Forecasted Intrastate Revenue
									$[(L/K)^*(1/21)-1]*100$	H/L
Terminating End Office Access Service	MOU	\$0.00500000	\$0.00798800	\$0.00500000	11,625,691.00	\$58,128.46	0.00	0.00	0.00%	\$0.00
Terminating End Office, Premium, per access minute										
Terminating End Office Access Service	MOU	\$0.00500000	\$0.00542800	\$0.00500000	0.00	\$0.00	0.00	0.00	0.00%	\$0.00
Terminating End Office, Non-Premium, per access minute										
Entrance Facility, Per Termination Voice Grade Two Wire	Termination	\$47.25	\$0.00000000	\$0.00000000	0.00	\$0.00	0.00	0.00	0.00%	\$0.00
Entrance Facility, Per Termination Voice Grade Four Wire	Termination	\$75.62	\$0.00000000	\$0.00000000	0.00	\$0.00	0.00	0.00	0.00%	\$0.00
Entrance Facility, Per Termination High Capacity DS1	Termination	\$230.39	\$0.00000000	\$0.00000000	0.00	\$0.00	0.00	0.00	0.00%	\$0.00
Entrance Facility, Per Termination High Capacity DS3	Termination	\$2,103.66	\$0.00000000	\$0.00000000	0.00	\$0.00	0.00	0.00	0.00%	\$0.00
Entrance Facility, Per Termination Synchronous Optical Channel OC3	Termination	\$2,145.10	\$0.00000000	\$0.00000000	0.00	\$0.00	0.00	0.00	0.00%	\$0.00
Entrance Facility, Per Termination Synchronous Optical Channel OC12	Termination	\$2,290.28	\$0.00000000	\$0.00000000	0.00	\$0.00	0.00	0.00	0.00%	\$0.00
Entrance Facility, Per Termination ESALT 2 Mbps	Circuit	\$408.07	\$0.00000000	\$0.00000000	0.00	\$0.00	0.00	0.00	0.00%	\$0.00
Entrance Facility, Per Termination ESALT 10 Mbps	Circuit	\$439.83	\$0.00000000	\$0.00000000	0.00	\$0.00	0.00	0.00	0.00%	\$0.00
Entrance Facility, Per Termination ESALT 50 Mbps	Circuit	\$569.83	\$0.00000000	\$0.00000000	0.00	\$0.00	0.00	0.00	0.00%	\$0.00
Direct Trunked Transport Facility/ Mile Voice Grade - Two Wire & Four Wire	Mile	\$3.37	\$0.00000000	\$0.00000000	0.00	\$0.00	0.00	0.00	0.00%	\$0.00
Direct Trunked										

Transport Facility/ Mile High Capacity DS1	Mile	\$15.78	\$0.00000000	\$0.00000000	0.00	\$0.00	0.00	0.00	0.00%	\$0.00
Direct Trunked Transport Facility/ Mile High Capacity DS3	Mile	\$137.51	\$0.00000000	\$0.00000000	0.00	\$0.00	0.00	0.00	0.00%	\$0.00
Direct Trunked Transport Facility/ Mile Synchronous Optical Channel OC3	Mile	\$147.19	\$0.00000000	\$0.00000000	0.00	\$0.00	0.00	0.00	0.00%	\$0.00
Direct Trunked Transport Facility/ Mile Synchronous Optical Channel OC12	Mile	\$184.74	\$0.00000000	\$0.00000000	0.00	\$0.00	0.00	0.00	0.00%	\$0.00
Direct Trunked Transport Facility/ Mile ESALT 2 Mbps DTF-E1	Circuit Miles	\$46.49	\$0.00000000	\$0.00000000	0.00	\$0.00	0.00	0.00	0.00%	\$0.00
Direct Trunked Transport Facility/ Mile ESALT 2 Mbps DTF-E2	Circuit Miles	\$31.00	\$0.00000000	\$0.00000000	0.00	\$0.00	0.00	0.00	0.00%	\$0.00
Direct Trunked Transport Facility/ Mile ESALT 2 Mbps DTF-E3	Circuit Miles	\$80.06	\$0.00000000	\$0.00000000	0.00	\$0.00	0.00	0.00	0.00%	\$0.00
Direct Trunked Transport Facility/ Mile ESALT 2 Mbps DTF-E4	Circuit Miles	\$134.07	\$0.00000000	\$0.00000000	0.00	\$0.00	0.00	0.00	0.00%	\$0.00
Direct Trunked Transport Facility/ Mile ESALT 10 Mbps DTF-E1	Circuit Miles	\$117.89	\$0.00000000	\$0.00000000	0.00	\$0.00	0.00	0.00	0.00%	\$0.00
Direct Trunked Transport Facility/ Mile ESALT 10 Mbps DTF-E2	Circuit Miles	\$70.74	\$0.00000000	\$0.00000000	0.00	\$0.00	0.00	0.00	0.00%	\$0.00
Direct Trunked Transport Facility/ Mile ESALT 10 Mbps DTF-E3	Circuit Miles	\$201.53	\$0.00000000	\$0.00000000	0.00	\$0.00	0.00	0.00	0.00%	\$0.00
Direct Trunked Transport Facility/ Mile ESALT 10 Mbps DTF-E4	Circuit Miles	\$413.36	\$0.00000000	\$0.00000000	0.00	\$0.00	0.00	0.00	0.00%	\$0.00
Direct Trunked Transport Facility/ Mile ESALT 50 Mbps DTF-E1	Circuit Miles	\$330.09	\$0.00000000	\$0.00000000	0.00	\$0.00	0.00	0.00	0.00%	\$0.00
Direct Trunked Transport Facility/ Mile ESALT 50 Mbps DTF-E2	Circuit Miles	\$220.08	\$0.00000000	\$0.00000000	0.00	\$0.00	0.00	0.00	0.00%	\$0.00
Direct Trunked Transport Facility/ Mile ESALT 50 Mbps DTF-E3	Circuit Miles	\$658.19	\$0.00000000	\$0.00000000	0.00	\$0.00	0.00	0.00	0.00%	\$0.00
Direct Trunked Transport Facility/ Mile ESALT 50 Mbps DTF-E4	Circuit Miles	\$1,173.02	\$0.00000000	\$0.00000000	0.00	\$0.00	0.00	0.00	0.00%	\$0.00
Direct Trunked Transport Facility/Termination Voice Grade - Two Wire & Four Wire	Termination	\$33.83	\$0.00000000	\$0.00000000	0.00	\$0.00	0.00	0.00	0.00%	\$0.00
Direct Trunked Transport Facility/Termination High Capacity DS1	Termination	\$81.90	\$0.00000000	\$0.00000000	0.00	\$0.00	0.00	0.00	0.00%	\$0.00
Direct Trunked Transport Facility/Termination High Capacity DS3	Termination	\$525.90	\$0.00000000	\$0.00000000	0.00	\$0.00	0.00	0.00	0.00%	\$0.00
Direct Trunked Transport Facility/Termination Synchronous Optical Channel	Termination	\$547.58	\$0.00000000	\$0.00000000	0.00	\$0.00	0.00	0.00	0.00%	\$0.00

OC3 Direct Trunked Transport Facility/Termination Synchronous Optical Channel OC12	Termination	\$1,192.25	\$0.00000000	\$0.00000000	0.00	\$0.00	0.00	0.00	0.00%	\$0.00
Direct Trunked Transport Facility/Termination ESALT 2 Mbps	Circuit terms	\$108.50	\$0.00000000	\$0.00000000	0.00	\$0.00	0.00	0.00	0.00%	\$0.00
Direct Trunked Transport Facility/Termination ESALT 10 Mbps	Circuit terms	\$132.63	\$0.00000000	\$0.00000000	0.00	\$0.00	0.00	0.00	0.00%	\$0.00
Direct Trunked Transport Facility/Termination ESALT 50 Mbps	Circuit terms	\$162.10	\$0.00000000	\$0.00000000	0.00	\$0.00	0.00	0.00	0.00%	\$0.00
Multiplexing, Per Arrangement DS3 to DS1	Termination	\$479.83	\$0.00000000	\$0.00000000	0.00	\$0.00	0.00	0.00	0.00%	\$0.00
Multiplexing, Per Arrangement DS1 to Voice	Termination	\$185.25	\$0.00000000	\$0.00000000	0.00	\$0.00	0.00	0.00	0.00%	\$0.00
Customer Node Per Node OC3 155.52 Mbps	Port	\$498.11	\$0.00000000	\$0.00000000	0.00	\$0.00	0.00	0.00	0.00%	\$0.00
Customer Node Per Node OC12 622.08 Mbps	Port	\$1,438.98	\$0.00000000	\$0.00000000	0.00	\$0.00	0.00	0.00	0.00%	\$0.00
Customer Premises Port, Per Port OC3 155.52 Mbps	Port	\$163.45	\$0.00000000	\$0.00000000	0.00	\$0.00	0.00	0.00	0.00%	\$0.00
Customer Premises Port, Per Port STS- 1 51.84 Mbps	Port	\$196.24	\$0.00000000	\$0.00000000	0.00	\$0.00	0.00	0.00	0.00%	\$0.00
Customer Premises Port, Per Port DS3 44.736 Mbps	Port	\$196.24	\$0.00000000	\$0.00000000	0.00	\$0.00	0.00	0.00	0.00%	\$0.00
Customer Premises Port, Per Port DS1 1.544 Mbps	Port	\$50.29	\$0.00000000	\$0.00000000	0.00	\$0.00	0.00	0.00	0.00%	\$0.00
Add/Drop Multiplexing Central Office Port, Per Port DS1 1.544 Mbps	Port	\$40.25	\$0.00000000	\$0.00000000	0.00	\$0.00	0.00	0.00	0.00%	\$0.00
Add/Drop Multiplexing Central Office Port, Per Port OC3 155.52 Mbps	Port	\$163.45	\$0.00000000	\$0.00000000	0.00	\$0.00	0.00	0.00	0.00%	\$0.00
Add/Drop Multiplexing Central Office Port, Per Port DS3 44.736 Mbps	Port	\$100.62	\$0.00000000	\$0.00000000	0.00	\$0.00	0.00	0.00	0.00%	\$0.00
Network Blocking, Per Blocked Call Network Blocking, Per Blocked Call, Applies to FGD only	Call	\$0.01650000	\$0.00000000	\$0.00000000	0.00	\$0.00	0.00	0.00	0.00%	\$0.00
ESALT Real Time CoS/QoS, Per ESALT DTF-E1 Facility ESALT 2 Mbps	Facility	\$8.88	\$0.00000000	\$0.00000000	0.00	\$0.00	0.00	0.00	0.00%	\$0.00
ESALT Real Time CoS/QoS, Per ESALT DTF-E1 Facility ESALT 10 Mbps	Facility	\$44.40	\$0.00000000	\$0.00000000	0.00	\$0.00	0.00	0.00	0.00%	\$0.00
ESALT Real Time CoS/QoS, Per ESALT DTF-E1 Facility ESALT 50 Mbps	Facility	\$138.19	\$0.00000000	\$0.00000000	0.00	\$0.00	0.00	0.00	0.00%	\$0.00
ESALT Entrance Facility Protection, Per ESALT Entrance Facility ESALT 2 Mbps	Circuit	\$285.85	\$0.00000000	\$0.00000000	0.00	\$0.00	0.00	0.00	0.00%	\$0.00
ESALT Entrance Facility Protection,										

Per ESALT Entrance Facility ESALT 10 Mbps	Circuit	\$285.85	\$0.00000000	\$0.00000000	0.00	\$0.00	0.00	0.00	0.00%	\$0.00
ESALT Entrance Facility Protection, Per ESALT Entrance Facility ESALT 50 Mbps	Circuit	\$285.85	\$0.00000000	\$0.00000000	0.00	\$0.00	0.00	0.00	0.00%	\$0.00
Common Channel Signaling Network Connection Signaling Mileage Facility, Per Mile	Mile	\$4.53	\$0.00000000	\$0.00000000	0.00	\$0.00	0.00	0.00	0.00%	\$0.00
Common Channel Signaling Network Connection Signaling Mileage Termination, Per Termination	Termination	\$45.54	\$0.00000000	\$0.00000000	0.00	\$0.00	0.00	0.00	0.00%	\$0.00
Common Channel Signaling Network Connection Signaling Entrance Facility, Per Facility	Facility	\$87.21	\$0.00000000	\$0.00000000	0.00	\$0.00	0.00	0.00	0.00%	\$0.00
Common Channel Signaling Network Connection STP Port, Per Port	Port	\$449.46	\$0.00000000	\$0.00000000	0.00	\$0.00	0.00	0.00	0.00%	\$0.00
Terminating Tandem Switched Transport Terminating Tandem Switched Transport Facility	Minutes / Mile	\$0.00043300	\$0.00043300	\$0.00043300	1,837,207,948.00	\$795,511.04	0.00	0.00	0.00%	\$0.00
Terminating Tandem Switched Transport Terminating Tandem Switched Termination	Minutes	\$0.00224700	\$0.00223400	\$0.00224700	23,251,382.00	\$52,245.86	0.00	0.00	0.00%	\$0.00
Terminating Tandem Switched Transport Terminating Tandem Switching	Minutes	\$0.00566800	\$0.00563500	\$0.00566800	11,625,691.00	\$65,894.42	0.00	0.00	0.00%	\$0.00
Nonrecurring Charges Voice Grade Two Wire	Facility	\$483.86	\$0.00000000	\$0.00000000	0.00	\$0.00	0.00	0.00	0.00%	\$0.00
Nonrecurring Charges Voice Grade Four Wire	Facility	\$483.86	\$0.00000000	\$0.00000000	0.00	\$0.00	0.00	0.00	0.00%	\$0.00
Nonrecurring Charges High Capacity DS1	Facility	\$354.84	\$0.00000000	\$0.00000000	0.00	\$0.00	0.00	0.00	0.00%	\$0.00
Nonrecurring Charges High Capacity DS3	Facility	\$478.49	\$0.00000000	\$0.00000000	0.00	\$0.00	0.00	0.00	0.00%	\$0.00
Nonrecurring Charges Synchronous Optical Channel OC3	Facility	\$387.09	\$0.00000000	\$0.00000000	0.00	\$0.00	0.00	0.00	0.00%	\$0.00
Nonrecurring Charges Synchronous Optical Channel OC12	Facility	\$387.09	\$0.00000000	\$0.00000000	0.00	\$0.00	0.00	0.00	0.00%	\$0.00
Nonrecurring Charges Interim NXX Translation, Per Order	Order	\$236.56	\$0.00000000	\$0.00000000	0.00	\$0.00	0.00	0.00	0.00%	\$0.00
Nonrecurring Charges FGC and FGD Conversion of Multifrequency Address Signaling to SS7 Signaling or SS7 Signaling to Multifrequency Address Signaling, per 24 trunks converted or fraction thereof on	Order	\$475.25	\$0.00000000	\$0.00000000	0.00	\$0.00	0.00	0.00	0.00%	\$0.00

Nonrecurring Charges Trunk Activation, per 24 trunks activated or fraction thereof on a per order basis	Order	\$493.53	\$0.00000000	\$0.00000000	0.00	\$0.00	0.00	0.00	0.00%	\$0.00
Nonrecurring Charges Flexible Automatic Number Identification (Flex ANI), per End Office, per CIC	End Office	\$0.00000000	\$0.00000000	\$0.00000000	0.00	\$0.00	0.00	0.00	0.00%	\$0.00
Nonrecurring Charges ESALT 2 Mbps	Facility	\$573.45	\$0.00000000	\$0.00000000	0.00	\$0.00	0.00	0.00	0.00%	\$0.00
Nonrecurring Charges ESALT 10 Mbps	Facility	\$573.45	\$0.00000000	\$0.00000000	0.00	\$0.00	0.00	0.00	0.00%	\$0.00
Nonrecurring Charges ESALT 50 Mbps	Facility	\$573.45	\$0.00000000	\$0.00000000	0.00	\$0.00	0.00	0.00	0.00%	\$0.00
Nonrecurring Charges ESALT Direct Trunked Termination, per ESALT Direct Trunked Termination Installed	Order	\$377.81	\$0.00000000	\$0.00000000	0.00	\$0.00	0.00	0.00	0.00%	\$0.00
Nonrecurring Charges ESALT Entrance Facility Protection, per ESALT Entrance Facility	Facility	\$579.65	\$0.00000000	\$0.00000000	0.00	\$0.00	0.00	0.00	0.00%	\$0.00
						\$971,779.78				\$0.00

© 2016 NECA  
 Terms of Use | Privacy Policy

**CERTIFICATIONS  
(VENTURE)**

TO BE COMPLETED BY THE REPORTING CARRIER, IF AN AGENT IS FILING DATA ON THE CARRIER'S BEHALF:

**Certification of Officer to Authorize an Agent to File Data Reported on Behalf of Reporting Carrier**

I certify that (Name of Agent) National Exchange Carrier Association, Inc. (NECA) is authorized to submit the information reported on behalf of the reporting carrier. I also certify that I am an officer of the reporting carrier; my responsibilities include ensuring the accuracy of the data provided to the Authorized Agent; and, to the best of my knowledge, the actual data provided to the Authorized Agent are accurate.

Name of Authorized Agent National Exchange Carrier Association, Inc. (NECA)

Name of Reporting Carrier Venture Communications

Signature of Authorized Officer 

Date 5/25/2016

Printed name of Authorized Officer Randy W. Houdek

Title or position of Authorized Officer General Manager/CEO

Telephone number of Authorized Officer: (605) 852-2224, ext.

Study Area Code of Reporting Carrier

391680

Filing Due Date for this form  
(mm/dd/yyyy)

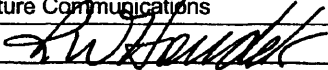
6/16/2016

Persons willfully making false statements on this form can be punished by fine or forfeiture under the Communications Act of 1934, 47 U.S.C. §§ 502, 503(b), or fine or imprisonment under Title 18 of the United States Code, 18 U.S.C. § 1001.

TO BE COMPLETED BY THE REPORTING CARRIER,

**Certification of Officer as to the Accuracy of the CAF ICC Data Reported**


I certify that I am an officer of the reporting carrier; my responsibilities include ensuring the accuracy of the actual data reported; and, to the best of my knowledge, the information reported on this form is accurate.

Name of Reporting Carrier <u>Venture Communications</u>			
Signature of Authorized Officer 		Date <u>5/25/2016</u>	
Printed name of Authorized Officer <u>Randy W. Houdek</u>			
Title or position of Authorized Officer <u>General Manager/CEO</u>			
Telephone number of Authorized Officer: <u>(605) 852-2224</u> ext.			
Study Area Code of Reporting Carrier	<u>391680</u>	Filing Due Date for this form (mm/dd/yyyy)	<u>6/16/2016</u>
Persons willfully making false statements on this form can be punished by fine or forfeiture under the Communications Act of 1934, 47 U.S.C. §§ 502, 503(b), or fine or imprisonment under Title 18 of the United States Code, 18 U.S.C. § 1001.			

TO BE COMPLETED BY AN OFFICER OF THE REPORTING CARRIER

**Certification of Officer for Rate-of-Return Carrier Not Seeking Duplicative Recovery**


I certify that I am an officer of the reporting carrier and that, to the best of my knowledge, this reporting carrier is not seeking duplicative recovery in the state jurisdiction for any Eligible Recovery subject to the recovery mechanism as per 51.917(d)(vii).

Name of Reporting Carrier		Venture Communications	
Signature of authorized officer		Date	5/25/2016
Printed name of authorized officer	Randy W. Houdek		
Title or position of authorized officer	General Manager/CEO		
Telephone number of authorized officer:	(605) 852-2224 ext.		
Study Area Code of Reporting Carrier	391680	Filing Due Date for this form (mm/dd/yyyy)	6/16/2016
<p>Persons willfully making false statements on this form can be punished by fine or forfeiture under the Communications Act of 1934, 47 U.S.C. §§ 502, 503(b), or fine or imprisonment under Title 18 of the United States Code, 18 U.S.C. § 1001.</p>			

TO BE COMPLETED BY AN OFFICER OF THE REPORTING CARRIER

Certification of Officer for Rate-of-Return Carrier Eligibility for CAF/ICC Recovery

I certify that I am an officer of the reporting carrier and that, to the best of my knowledge, the reporting carrier on this form certifies that it has complied with Eligible Recovery §51.917(d) and Access Recovery Charge §51.917(e) and is eligible to receive the CAF ICC support requested pursuant to §51.917(f).

Name of Reporting Carrier				Venture Communications	
Signature of authorized officer				Date	5/25/2016
Printed name of authorized officer		Randy W. Houdek			
Title or position of authorized officer		General Manager/CEO			
Telephone number of authorized officer:		(605) 852-2224 ext.			
Study Area Code of Reporting Carrier		391680	Filing Due Date for this form (mm/dd/yyyy)	6/16/2016	
Persons willfully making false statements on this form can be punished by fine or forfeiture under the Communications Act of 1934, 47 U.S.C. §§ 502, 503(b), or fine or imprisonment under Title 18 of the United States Code, 18 U.S.C. § 1001.					