

Exam Date: 10/17/2016

Farmers Cooperative Elevator Company of

Page: 1

Examiner: 1, 2

PO Box 125

Streeter, ND

County:

Phone: 701-424-3341

CCC Number:

Location/Container Numbers/Comments	Section	Capacity
PART A - ADDITIONAL SPACE TO BE INCLUDED UNDER LICENSE		
<NO BINS ADDED>		
		Total: 0
PART B - SPACE TO BE DELETED UNDER LICENSE		
Temp	B	4,855
		Total: 4,855
PART C - ALL SPACE TO BE INCLUDED UNDER LICENSE		
	A	271,000
	B	610,000
		Total: 881,000
PART D - TOTAL CAPACITY BY FUNCTIONAL UNIT		
Streeter 473	A B	881,000
		Total: 881,000

Exam Date:10/17/2016

Farmers Cooperative Elevator Company of
PO Box 125
Streeter, ND
County:

Page: 1

Status	Section	Bin Number	Bin Type	Base Point	Diameter or Bu/Ft (Irreg).		Side wall	Add for Hopper	Ded. for Obst.	Effective Depth	Add for Peak	Depth for Capac.	Bushels per Foot	Base Pack%	Bushel Capacity with Pack	
					Length	Width										
	Section: A															
	A	001 T	Square	work floor	0.000	8.000	5.000	30.00	0.00	0.00	30.000	0.000	30.0	32.2	2.50	990
	A	001B	Square	work floor T30'	0.000	8.000	8.000	16.00	0.00	0.00	16.000	0.000	16.0	51.4	4.50	859
	A	002	Square	work floor	0.000	8.000	9.000	30.00	0.00	0.00	30.000	0.000	30.0	57.9	4.80	1,820
	A	003	Square	work floor	0.000	8.000	9.000	30.00	0.00	0.00	30.000	0.000	30.0	57.9	4.80	1,820
	A	004 T	Square	work floor	0.000	8.000	5.000	30.00	0.00	0.00	30.000	0.000	30.0	32.2	2.50	990
	A	004B	Square	work floor T30'	0.000	8.000	8.000	16.00	0.00	0.00	16.000	0.000	16.0	51.4	4.50	859
	A	005	Square	work floor	0.000	5.500	2.500	28.00	0.00	0.00	28.000	0.000	28.0	11.1	2.00	317
	A	006	Square	work floor	0.000	8.000	9.000	32.00	0.00	0.00	32.000	0.000	32.0	57.9	4.80	1,942
	A	007	Square	work floor	0.000	8.000	9.000	32.00	0.00	0.00	32.000	0.000	32.0	57.9	4.80	1,942
	A	008	Square	work floor	0.000	8.000	4.000	28.00	0.00	0.00	28.000	0.000	28.0	25.7	2.50	738
	A	009 T	Square	work floor	0.000	8.000	5.000	30.00	0.00	0.00	30.000	0.000	30.0	32.2	2.50	990
	A	009B	Square	work floor T30'	0.000	8.000	8.000	16.00	0.00	0.00	16.000	0.000	16.0	51.4	4.50	859
	A	010	Square	work floor	0.000	4.500	8.000	32.00	0.00	0.00	32.000	0.000	32.0	28.9	2.50	948
	A	011	Square	work floor	0.000	4.000	4.000	28.00	0.00	0.00	28.000	0.000	28.0	12.9	2.00	368
	A	012 T	Square	work floor	0.000	10.00	8.000	28.00	0.00	0.00	28.000	0.000	28.0	64.3	5.00	1,890
	A	012B	Square	work floor T28'	0.000	8.000	8.000	18.00	0.00	0.00	18.000	0.000	18.0	51.4	4.50	967
	A	013	Square	work floor	0.000	3.500	4.000	32.00	0.00	0.00	32.000	0.000	32.0	11.3	2.00	369
	A	014	Square	work floor	0.000	2.500	5.000	28.00	0.00	0.00	28.000	0.000	28.0	10.0	2.00	286
	A	015	Square	work floor	0.000	3.500	4.000	32.00	0.00	0.00	32.000	0.000	32.0	11.3	2.00	369
	A	017	Square	work floor	0.000	8.000	4.000	28.00	0.00	0.00	28.000	0.000	28.0	25.7	2.50	738
	A	018	Square	work floor	0.000	5.500	2.500	28.00	0.00	0.00	28.000	0.000	28.0	11.1	2.00	317
	A	101	Square	work floor	0.000	13.50	8.500	49.00	0.00	0.00	49.000	0.000	49.0	92.2	5.80	4,780
	A	102	Square	work floor	0.000	13.50	8.500	49.00	0.00	0.00	49.000	0.000	49.0	92.2	5.80	4,780

Exam Date: 10/17/2016

Farmers Cooperative Elevator Company of
PO Box 125
Streeter, ND
County:

Page: 2

Examiner: 1, 2

Status	Section	Bin Number	Bin Type	Base Point	Diameter or Bu/Ft (Irreg).		Side wall	Add for Hopper	Ded. for Obst.	Effective Depth	Add for Peak	Depth for Capac.	Bushels per Foot	Base Pack%	Bushel Capacity with Pack			
					Length	Width												
Section: A																		
	A	103	Square	work floor	0.000	13.50	8.500	49.00	0.00	0.00	49.000	0.000	49.0	92.2	5.80	4,780		
	A	104	Square	work floor	0.000	13.50	8.500	49.00	0.00	0.00	49.000	0.000	49.0	92.2	5.80	4,780		
	A	105	Square	work floor	0.000	13.50	8.500	49.00	0.00	0.00	49.000	0.000	49.0	92.2	5.80	4,780		
	A	106	Square	work floor	0.000	13.50	8.500	49.00	0.00	0.00	49.000	0.000	49.0	92.2	5.80	4,780		
	A	107	Square	work floor	0.000	13.50	7.000	41.00	0.00	0.00	41.000	0.000	41.0	76.0	5.50	3,287		
	A	108	Square	work floor	0.000	13.50	7.000	41.00	0.00	0.00	41.000	0.000	41.0	76.0	5.50	3,287		
	A	109	Square	work floor	0.000	13.50	7.000	41.00	0.00	0.00	41.000	0.000	41.0	76.0	5.50	3,287		
	A	204	Peaked	eaves	15.900	0.000	0.000	15.00	2.50	0.00	17.500	1.000	18.5	159.6	5.80	3,124		
	A	205	Peaked	eaves	15.900	0.000	0.000	20.00	2.50	0.00	22.500	1.000	23.5	159.6	5.80	3,969		
	A	206	Peaked	eaves	15.900	0.000	0.000	20.00	2.50	0.00	22.500	1.000	23.5	159.6	5.80	3,969		
	A	207	Peaked	top of sidewall	42.000	0.000	0.000	51.80	0.00	0.00	51.800	2.500	54.3	1113.7	10.0	66,521		
	A	208	Peaked	top of sidewall	42.000	0.000	0.000	51.80	0.00	0.00	51.800	2.500	54.3	1113.7	10.0	66,521		
	A	209	Peaked	top of sidewall	42.000	0.000	0.000	25.00	0.00	0.00	25.000	2.500	27.5	1113.7	10.0	33,690		
	A	210	Peaked	top of sidewall	42.000	0.000	0.000	25.00	0.00	0.00	25.000	2.500	27.5	1113.7	10.0	33,690		
Bin count:		37														Facility: Streeter Section: A Total:		270,403
															To Even:		271,000	

Section: B

	B	105	Flat	eaves	0.000	142.0	50.00	14.00	0.00	0.00	14.000	0.000	14.0	5707.4	10.0	87,894
	B	111	Peaked	top of sidewall	43.400	0.000	0.000	23.50	0.00	0.00	23.500	2.600	26.1	1189.2	10.0	34,142
	B	112	Peaked	top of sidewall	43.400	0.000	0.000	23.50	0.00	0.00	23.500	2.600	26.1	1189.2	10.0	34,142
	B	113	Peaked	top of sidewall	42.000	0.000	0.000	25.00	0.00	0.00	25.000	2.500	27.5	1113.7	10.0	33,690
	B	114	Peaked	top of sidewall	42.000	0.000	0.000	25.00	0.00	0.00	25.000	2.500	27.5	1113.7	10.0	33,690

NDPSC Bin Capacity Chart

Exam Date:10/17/2016

Farmers Cooperative Elevator Company of
PO Box 125
Streeter, ND
County:

Status	Section	Bin Number	Bin Type	Base Point	Diameter or Bu/Ft (Irreg).	Length	Width	Side wall	Add for Hopper	Ded. for Obst.	Effective Depth	Add for Peak Capac.	Depth for Capac.	Bushels per Foot	Base Pack%	Bushel Capacity with Pack
	Section: B															
	B	115	Peaked	top of sidewall	42.000	0.000	0.000	25.00	0.00	0.00	25.000	2.500	27.5	1113.7	10.0	33,690
	B	120	Peaked	top of sidewall	49.700	0.000	0.000	34.38	0.00	0.00	34.380	3.500	37.9	1559.5	10.0	65,016
	B	121	Peaked	top of sidewall	49.700	0.000	0.000	34.38	0.00	0.00	34.380	3.500	37.9	1559.5	10.0	65,016
	B	122	Peaked	top of sidewall	53.700	0.000	0.000	39.25	0.00	0.00	39.250	3.800	43.1	1820.6	10.0	86,315
	B	123	Peaked	top of sidewall	55.860	0.000	0.000	41.40	0.00	0.00	41.400	3.900	45.3	1970.0	10.0	98,165
	B	124	Peaked	top of sidewall	24.000	0.000	0.000	22.00	2.66	0.00	24.660	1.400	26.1	363.7	7.80	10,233
	B	125	Peaked	top of sidewall	24.000	0.000	0.000	22.00	2.66	0.00	24.660	1.400	26.1	363.7	7.80	10,233
Added	B	201	Peaked	top of sidewall	16.000	0.000	0.000	20.00	2.40	0.00	22.400	1.000	23.4	161.6	5.80	4,000
Added	B	202	Peaked	top of sidewall	16.000	0.000	0.000	20.00	2.40	0.00	22.400	1.000	23.4	161.6	5.80	4,000
Added	B	203	Peaked	top of sidewall	16.000	0.000	0.000	25.00	2.40	0.00	27.400	1.000	28.4	161.6	5.80	4,855
Added	B	204	Peaked	top of sidewall	16.000	0.000	0.000	25.00	2.40	0.00	27.400	1.000	28.4	161.6	5.80	4,855
Added	B	GroundPile	Temporary	top of sidewall	0.000	0.000	0.000	0.000	0.00	0.00	0.000	0.000	0.0	0.0	2.00	0

Bin count: 17

Facility: Streeter Section: B Total: 609,936

To Even: 610,000

Overall Licensed Bin Capacity for:

Farmers Cooperative Elevator Company of

Bin count: 54

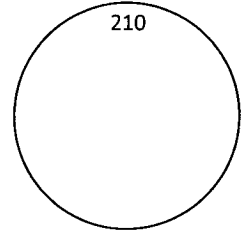
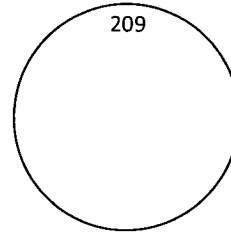
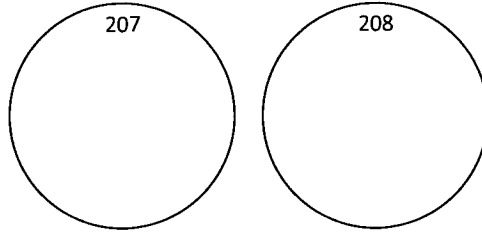
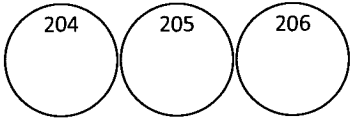
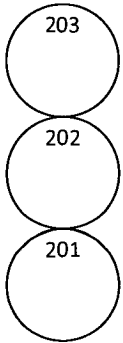
Licensed Capacity:
(includes pack)

880,339 Bu.

Licensed Capacity (to even):
(includes pack and section totals are
rounded up to next highest 1000)

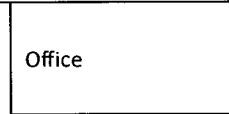
881,000 Bu.

Farmers Coop Elevator
 Streeter, ND
 Section A
 Corp #3369



01		02		03		04	
18	05	06		07		17	
14						08	
09		10		X	11	12	
		13	15	X			
Driveway							

104	105	106
109	108	107
101	102	103



Farmers Coop Elevator
Streeter, ND
Section B

