

Exam Date: 11/28/2017

Farmers Cooperative Elevator Company of

Page: 1

Examiner: 1, 2

PO Box 125

Streeter, ND

County:

Phone: 701-424-3341

CCC Number:

Location/Container Numbers/Comments	Section	Capacity
PART A - ADDITIONAL SPACE TO BE INCLUDED UNDER LICENSE		
201	A	2,362
202	A	2,362
203	A	2,362
		Total: 7,086
PART B - SPACE TO BE DELETED UNDER LICENSE		
105	B	87,894
		Total: 87,894
PART C - ALL SPACE TO BE INCLUDED UNDER LICENSE		
	A	278,000
	B	523,000
		Total: 801,000
PART D - TOTAL CAPACITY BY FUNCTIONAL UNIT		
Streeter 473	A B	801,000
		Total: 801,000

Exam Date:11/28/2017

Farmers Cooperative Elevator Company of
PO Box 125
Streeter, ND
County:

Page: 1

Examiner: 1, 2

Status	Section	Bin Number	Bin Type	Base Point	Diameter or Bu/Ft (Irreg.)	Length	Width	Side wall	Add for Hopper	Ded. for Obst.	Effective Depth	Add for Peak	Depth for Capac.	Bushels per Foot	Base Pack%	Bushel Capacity with Pack
--------	---------	------------	----------	------------	-------------------------------	--------	-------	--------------	----------------------	----------------------	--------------------	--------------------	------------------------	------------------------	---------------	------------------------------

Facility: Streeter

Section: A

A	001 T	Square	work floor		0.000	8.000	5.000	30.00	0.00	0.00	30.000	0.000	30.0	32.2	2.50	990
A	001B	Square	work floor T30'		0.000	8.000	8.000	16.00	0.00	0.00	16.000	0.000	16.0	51.4	4.50	859
A	002	Square	work floor		0.000	8.000	9.000	30.00	0.00	0.00	30.000	0.000	30.0	57.9	4.80	1,820
A	003	Square	work floor		0.000	8.000	9.000	30.00	0.00	0.00	30.000	0.000	30.0	57.9	4.80	1,820
A	004 T	Square	work floor		0.000	8.000	5.000	30.00	0.00	0.00	30.000	0.000	30.0	32.2	2.50	990
A	004B	Square	work floor T30'		0.000	8.000	8.000	16.00	0.00	0.00	16.000	0.000	16.0	51.4	4.50	859
A	005	Square	work floor		0.000	5.500	2.500	28.00	0.00	0.00	28.000	0.000	28.0	11.1	2.00	317
A	006	Square	work floor		0.000	8.000	9.000	32.00	0.00	0.00	32.000	0.000	32.0	57.9	4.80	1,942
A	007	Square	work floor		0.000	8.000	9.000	32.00	0.00	0.00	32.000	0.000	32.0	57.9	4.80	1,942
A	008	Square	work floor		0.000	8.000	4.000	28.00	0.00	0.00	28.000	0.000	28.0	25.7	2.50	738
A	009 T	Square	work floor		0.000	8.000	5.000	30.00	0.00	0.00	30.000	0.000	30.0	32.2	2.50	990
A	009B	Square	work floor T30'		0.000	8.000	8.000	16.00	0.00	0.00	16.000	0.000	16.0	51.4	4.50	859
A	010	Square	work floor		0.000	4.500	8.000	32.00	0.00	0.00	32.000	0.000	32.0	28.9	2.50	948
A	011	Square	work floor		0.000	4.000	4.000	28.00	0.00	0.00	28.000	0.000	28.0	12.9	2.00	368
A	012 T	Square	work floor		0.000	10.00	8.000	28.00	0.00	0.00	28.000	0.000	28.0	64.3	5.00	1,890
A	012B	Square	work floor T28'		0.000	8.000	8.000	18.00	0.00	0.00	18.000	0.000	18.0	51.4	4.50	967
A	013	Square	work floor		0.000	3.500	4.000	32.00	0.00	0.00	32.000	0.000	32.0	11.3	2.00	369
A	014	Square	work floor		0.000	2.500	5.000	28.00	0.00	0.00	28.000	0.000	28.0	10.0	2.00	286
A	015	Square	work floor		0.000	3.500	4.000	32.00	0.00	0.00	32.000	0.000	32.0	11.3	2.00	369
A	017	Square	work floor		0.000	8.000	4.000	28.00	0.00	0.00	28.000	0.000	28.0	25.7	2.50	738
A	018	Square	work floor		0.000	5.500	2.500	28.00	0.00	0.00	28.000	0.000	28.0	11.1	2.00	317

Exam Date: 11/28/2017

Farmers Cooperative Elevator Company of
PO Box 125
Streeter, ND
County:

Page: 2

Status	Section	Bin Number	Bin Type	Base Point	Diameter or Bu/Ft (Irreg.) Length	Width	Side wall	Add for Hopper	Ded. for Obst.	Effective Depth	Add for Peak	Depth for Capac.	Bushels per Foot	Base Pack%	Bushel Capacity with Pack
--------	---------	------------	----------	------------	---	-------	--------------	----------------------	----------------------	--------------------	--------------------	------------------------	------------------------	---------------	------------------------------

Facility: Streeter

Section: A

	A	101	Square	work floor	0.000	13.50	8.500	49.00	0.00	0.00	49.000	0.000	49.0	92.2	5.80	4,780
	A	102	Square	work floor	0.000	13.50	8.500	49.00	0.00	0.00	49.000	0.000	49.0	92.2	5.80	4,780
	A	103	Square	work floor	0.000	13.50	8.500	49.00	0.00	0.00	49.000	0.000	49.0	92.2	5.80	4,780
	A	104	Square	work floor	0.000	13.50	8.500	49.00	0.00	0.00	49.000	0.000	49.0	92.2	5.80	4,780
	A	105	Square	work floor	0.000	13.50	8.500	49.00	0.00	0.00	49.000	0.000	49.0	92.2	5.80	4,780
	A	106	Square	work floor	0.000	13.50	8.500	49.00	0.00	0.00	49.000	0.000	49.0	92.2	5.80	4,780
	A	107	Square	work floor	0.000	13.50	7.000	41.00	0.00	0.00	41.000	0.000	41.0	76.0	5.50	3,287
	A	108	Square	work floor	0.000	13.50	7.000	41.00	0.00	0.00	41.000	0.000	41.0	76.0	5.50	3,287
	A	109	Square	work floor	0.000	13.50	7.000	41.00	0.00	0.00	41.000	0.000	41.0	76.0	5.50	3,287
Added	A	201	Peaked	eaves	13.400	0.000	0.000	17.00	2.00	0.00	19.000	0.800	19.8	113.4	5.20	2,362
Added	A	202	Peaked	eaves	13.400	0.000	0.000	17.00	2.00	0.00	19.000	0.800	19.8	113.4	5.20	2,362
Added	A	203	Peaked	eaves	13.400	0.000	0.000	17.00	2.00	0.00	19.000	0.800	19.8	113.4	5.20	2,362
	A	204	Peaked	eaves	15.900	0.000	0.000	15.00	2.50	0.00	17.500	1.000	18.5	159.6	5.80	3,124
	A	205	Peaked	eaves	15.900	0.000	0.000	20.00	2.50	0.00	22.500	1.000	23.5	159.6	5.80	3,969
	A	206	Peaked	eaves	15.900	0.000	0.000	20.00	2.50	0.00	22.500	1.000	23.5	159.6	5.80	3,969
	A	207	Peaked	top of sidewall	42.000	0.000	0.000	51.80	0.00	0.00	51.800	2.500	54.3	1113.7	10.0	66,521
	A	208	Peaked	top of sidewall	42.000	0.000	0.000	51.80	0.00	0.00	51.800	2.500	54.3	1113.7	10.0	66,521
	A	209	Peaked	top of sidewall	42.000	0.000	0.000	25.00	0.00	0.00	25.000	2.500	27.5	1113.7	10.0	33,690
	A	210	Peaked	top of sidewall	42.000	0.000	0.000	25.00	0.00	0.00	25.000	2.500	27.5	1113.7	10.0	33,690

NDPSC Bin Capacity Chart

Exam Date:11/28/2017

Farmers Cooperative Elevator Company of
 PO Box 125
 Streeter, ND
 County:

Examiner: 1, 2

Status	Section	Bin Number	Bin Type	Base Point	Diameter or Bu/Ft (Irreg.)		Side wall	Add for Hopper	Ded. for Obst.	Effective Depth	Add for Peak	Depth for Capac.	Bushels per Foot	Base Pack%	Bushel Capacity with Pack
Bin count:		40													
														Facility: Streeter Section: A Total:	277,489
														To Even:	278,000

Section: B

B	111	Peaked	top of sidewall	43.400	0.000	0.000	23.50	0.00	0.00	23.500	2.600	26.1	1189.2	10.0	34,142
B	112	Peaked	top of sidewall	43.400	0.000	0.000	23.50	0.00	0.00	23.500	2.600	26.1	1189.2	10.0	34,142
B	113	Peaked	top of sidewall	42.000	0.000	0.000	25.00	0.00	0.00	25.000	2.500	27.5	1113.7	10.0	33,690
B	114	Peaked	top of sidewall	42.000	0.000	0.000	25.00	0.00	0.00	25.000	2.500	27.5	1113.7	10.0	33,690
B	115	Peaked	top of sidewall	42.000	0.000	0.000	25.00	0.00	0.00	25.000	2.500	27.5	1113.7	10.0	33,690
B	120	Peaked	top of sidewall	49.700	0.000	0.000	34.38	0.00	0.00	34.380	3.500	37.9	1559.5	10.0	65,016
B	121	Peaked	top of sidewall	49.700	0.000	0.000	34.38	0.00	0.00	34.380	3.500	37.9	1559.5	10.0	65,016
B	122	Peaked	top of sidewall	53.700	0.000	0.000	39.25	0.00	0.00	39.250	3.800	43.1	1820.6	10.0	86,315
B	123	Peaked	top of sidewall	55.860	0.000	0.000	41.40	0.00	0.00	41.400	3.900	45.3	1970.0	10.0	98,165
B	124	Peaked	top of sidewall	24.000	0.000	0.000	22.00	2.66	0.00	24.660	1.400	26.1	363.7	7.80	10,233
B	125	Peaked	top of sidewall	24.000	0.000	0.000	22.00	2.66	0.00	24.660	1.400	26.1	363.7	7.80	10,233
B	201	Peaked	top of sidewall	16.000	0.000	0.000	20.00	2.40	0.00	22.400	1.000	23.4	161.6	5.80	4,000
B	202	Peaked	top of sidewall	16.000	0.000	0.000	20.00	2.40	0.00	22.400	1.000	23.4	161.6	5.80	4,000
B	203	Peaked	top of sidewall	16.000	0.000	0.000	25.00	2.40	0.00	27.400	1.000	28.4	161.6	5.80	4,855
B	204	Peaked	top of sidewall	16.000	0.000	0.000	25.00	2.40	0.00	27.400	1.000	28.4	161.6	5.80	4,855
B	GroundPile	Temporary	top of sidewall	0.000	0.000	0.000	0.000	0.00	0.00	0.000	0.000	0.0	0.0	2.00	0
Bin count:		16													
														Facility: Streeter Section: B Total:	522,042
														To Even:	523,000

Overall Licensed Bin Capacity for:

Farmers Cooperative Elevator Company of

Bin count: 56

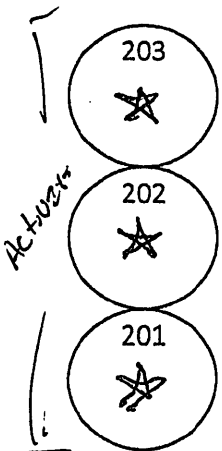
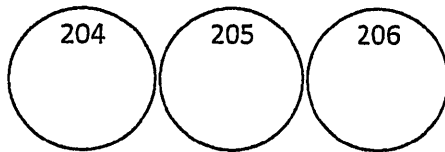
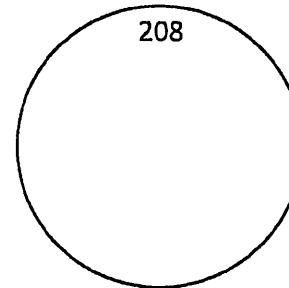
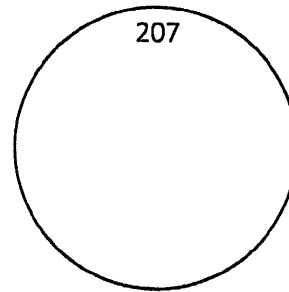
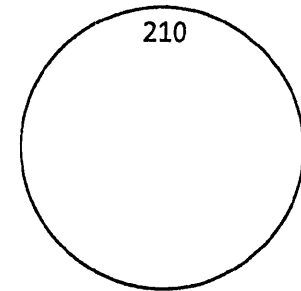
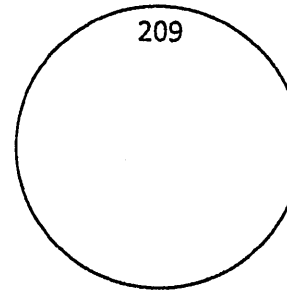
Licensed Capacity:
(includes pack)

799,531 Bu.

Licensed Capacity (to even):
(includes pack and section totals are
rounded up to next highest 1000)


801,000 Bu.

Farmers Coop Elevator
 Streeter, ND
 Section A
 Corp #3369



01		02		03		04	
18	05	06		07		17	
14						08	
09		10		X	11	12	
		13	15	X			
Driveway							

104	105	106
109	108	107
101	102	103



Farmers Coop Elevator
Streeter, ND
Section B

