

Exam Date:03/16/2011

Tuttle Farmers Elevator

Page: 1

Examiner: 1

Box 178
Tuttle , ND
County:
Phone: 701-867-2559
CCC Number: 2-5490

Location/Container Numbers/Comments	Section	Capacity
-------------------------------------	---------	----------

PART A - ADDITIONAL SPACE TO BE INCLUDED UNDER LICENSE

<NO BINS ADDED>

Total: 0

PART B - SPACE TO BE DELETED UNDER LICENSE

<NO BINS DELETED>

Total: 0

PART C - ALL SPACE TO BE INCLUDED UNDER LICENSE

A	130,000
B	187,000
Total:	317,000

PART D - TOTAL CAPACITY BY FUNCTIONAL UNIT

Tuttle 303	A B	317,000
Total:		317,000

Exam Date:03/16/2011

Tuttle Farmers Elevator
Box 178
Tuttle , ND
County:

Page: 1

Status	Section	Bin Number	Bin Type	Base Point	Diameter or Bu/Ft (Irreg).	Length	Width	Side wall	Add for Hopper	Ded. for Obst.	Effective Depth	Add for Peak	Depth for Capac.	Bushels per Foot	Base Pack%	Bushel Capacity with Pack
--------	---------	------------	----------	------------	-------------------------------	--------	-------	--------------	----------------------	----------------------	--------------------	--------------------	------------------------	------------------------	---------------	------------------------------

Facility: Tuttle

Section: A

A	001 T		Irregular	Zero Point is Upper Floor	40.400	0.000	0.000	29.00	0.00	0.00	29.000	0.000	29.0	40.4	3.00	1,207
A	001B		Irregular	Zero Point is Upper Floor	39.200	0.000	0.000	9.000	0.00	0.00	9.000	0.000	9.0	39.2	3.00	364
A	002 T		Irregular	Zero Point is Upper Floor	24.500	0.000	0.000	29.00	0.00	0.00	29.000	0.000	29.0	24.5	2.50	729
A	002B		Irregular	Zero Point is Upper Floor	22.300	0.000	0.000	8.000	0.00	0.00	8.000	0.000	8.0	22.3	2.00	182
A	003 T		Irregular	Zero Point is Upper Floor	62.700	0.000	0.000	29.00	0.00	0.00	29.000	0.000	29.0	62.7	5.00	1,909
A	003B		Irregular	Zero Point is Upper Floor	60.300	0.000	0.000	20.00	0.00	0.00	20.000	0.000	20.0	60.3	4.80	1,264
A	005		Irregular	Zero Point is Upper Floor	60.300	0.000	0.000	49.00	0.00	0.00	49.000	0.000	49.0	60.3	4.80	3,097
A	008 T		Irregular	Zero Point is Upper Floor	64.300	0.000	0.000	29.00	0.00	0.00	29.000	0.000	29.0	64.3	5.00	1,958
A	008B		Irregular	Zero Point is Upper Floor	61.900	0.000	0.000	20.00	0.00	0.00	20.000	0.000	20.0	61.9	4.80	1,297
A	009		Irregular	Zero Point is Upper Floor	7.100	0.000	0.000	37.00	0.00	0.00	37.000	0.000	37.0	7.1	2.00	268
A	010		Irregular	Zero Point is Upper Floor	7.100	0.000	0.000	37.00	0.00	0.00	37.000	0.000	37.0	7.1	2.00	268
A	011		Irregular	Zero Point is Upper Floor	14.500	0.000	0.000	37.00	0.00	0.00	37.000	0.000	37.0	14.5	2.00	548
A	012		Irregular	Zero Point is Upper Floor	14.500	0.000	0.000	37.00	0.00	0.00	37.000	0.000	37.0	14.5	2.00	548
A	013 T		Irregular	Zero Point is Upper Floor	61.900	0.000	0.000	29.00	0.00	0.00	29.000	0.000	29.0	61.9	4.80	1,881
A	013B		Irregular	Zero Point is Upper Floor	60.300	0.000	0.000	20.00	0.00	0.00	20.000	0.000	20.0	60.3	4.80	1,264
A	015 T		Irregular	Zero Point is Upper Floor	40.400	0.000	0.000	29.00	0.00	0.00	29.000	0.000	29.0	40.4	3.00	1,207
A	015B		Irregular	Zero Point is Upper Floor	39.200	0.000	0.000	8.000	0.00	0.00	8.000	0.000	8.0	39.2	3.00	323
A	017 T		Irregular	Zero Point is Upper Floor	25.400	0.000	0.000	12.00	0.00	0.00	12.000	0.000	12.0	25.4	2.50	313
A	017 C		Irregular	Zero Point is Upper Floor	41.500	0.000	0.000	17.00	0.00	0.00	17.000	0.000	17.0	41.5	3.50	731
A	017B		Irregular	Zero Point is Upper Floor	39.200	0.000	0.000	8.000	0.00	0.00	8.000	0.000	8.0	39.2	3.00	323
A	018 T		Irregular	Zero Point is Upper Floor	61.900	0.000	0.000	29.00	0.00	0.00	29.000	0.000	29.0	61.9	4.80	1,881

Exam Date:03/16/2011

Tuttle Farmers Elevator
Box 178
Tuttle, ND
County:

Page: 2

Examiner: 1

Status	Section	Bin Number	Bin Type	Base Point	Diameter or Bu/Ft (Irreg).	Length	Width	Side wall	Add for Hopper	Ded. for Obst.	Effective Depth	Add for Peak	Depth for Capac.	Bushels per Foot	Base Pack%	Bushel Capacity with Pack
--------	---------	------------	----------	------------	-------------------------------	--------	-------	--------------	----------------------	----------------------	--------------------	--------------------	------------------------	------------------------	---------------	------------------------------

Facility: Tuttle

Section: A

A	018B	Irregular	Zero Point is Upper Floor	60.300	0.000	0.000	20.00	0.00	0.00	20.000	0.000	20.0	60.3	4.80	1,264
A	019 T	Irregular	Zero Point is Upper Floor	43.100	0.000	0.000	29.00	0.00	0.00	29.000	0.000	29.0	43.1	3.50	1,294
A	019B	Irregular	Zero Point is Upper Floor	40.200	0.000	0.000	9.000	0.00	0.00	9.000	0.000	9.0	40.2	3.00	373
A	021 T	Irregular	Zero Point is Upper Floor	64.300	0.000	0.000	29.00	0.00	0.00	29.000	0.000	29.0	64.3	5.00	1,958
A	021B	Irregular	Zero Point is Upper Floor	61.900	0.000	0.000	20.00	0.00	0.00	20.000	0.000	20.0	61.9	4.80	1,297
A	022	Irregular	Zero Point is Upper Floor	60.300	0.000	0.000	49.00	0.00	0.00	49.000	0.000	49.0	60.3	4.80	3,097
A	023 T	Irregular	Zero Point is Upper Floor	40.400	0.000	0.000	29.00	0.00	0.00	29.000	0.000	29.0	40.4	3.00	1,207
A	023B	Irregular	Zero Point is Upper Floor	39.200	0.000	0.000	9.000	0.00	0.00	9.000	0.000	9.0	39.2	3.00	364
A	024 T	Irregular	Zero Point is Upper Floor	46.800	0.000	0.000	12.00	0.00	0.00	12.000	0.000	12.0	46.8	4.00	584
A	024 C	Irregular	Zero Point is Upper Floor	62.700	0.000	0.000	17.00	0.00	0.00	17.000	0.000	17.0	62.7	5.00	1,119
A	024B	Irregular	Zero Point is Upper Floor	60.300	0.000	0.000	20.00	0.00	0.00	20.000	0.000	20.0	60.3	4.80	1,264
A	101 T	Irregular	Zero Point is Upper Floor	95.200	0.000	0.000	17.00	0.00	0.00	17.000	0.000	17.0	95.2	6.00	1,715
A	101B	Irregular	Zero Point is Upper Floor	95.400	0.000	0.000	23.00	0.00	0.00	23.000	0.000	23.0	95.4	6.00	2,326
A	102 T	Irregular	Zero Point is Upper Floor	95.200	0.000	0.000	17.00	0.00	0.00	17.000	0.000	17.0	95.2	6.00	1,715
A	102 C	Irregular	Zero Point is Upper Floor	90.800	0.000	0.000	23.00	0.00	0.00	23.000	0.000	23.0	90.8	5.80	2,209
A	102B	Irregular	Zero Point is Upper Floor	136.30	0.000	0.000	8.000	0.00	0.00	8.000	0.000	8.0	136.3	6.50	1,161
A	103 T	Irregular	Zero Point is Upper Floor	98.000	0.000	0.000	17.00	0.00	0.00	17.000	0.000	17.0	98.0	6.00	1,766
A	103 C	Irregular	Zero Point is Upper Floor	93.600	0.000	0.000	23.00	0.00	0.00	23.000	0.000	23.0	93.6	5.80	2,278
A	103B	Irregular	Zero Point is Upper Floor	102.60	0.000	0.000	8.000	0.00	0.00	8.000	0.000	8.0	102.6	6.00	870
A	104 T	Irregular	Zero Point is Upper Floor	82.000	0.000	0.000	17.00	0.00	0.00	17.000	0.000	17.0	82.0	5.50	1,471
A	104 C	Irregular	Zero Point is Upper Floor	77.200	0.000	0.000	23.00	0.00	0.00	23.000	0.000	23.0	77.2	5.50	1,874

Exam Date:03/16/2011

Examiner: 1

Tuttle Farmers Elevator
 Box 178
 Tuttle, ND
 County:

Status	Section	Bin Number	Bin Type	Base Point	Diameter or Bu/Ft (Irreg.)	Length	Width	Side wall	Add for Hopper	Ded. for Obst.	Effective Depth	Add for Peak	Depth for Capac.	Bushels per Foot	Base Pack%	Bushel Capacity with Pack
--------	---------	------------	----------	------------	-------------------------------	--------	-------	--------------	----------------------	----------------------	--------------------	--------------------	------------------------	------------------------	---------------	------------------------------

Facility: Tuttle

Section: A

A	104B	Irregular	Zero Point is Upper Floor	115.80	0.000	0.000	8.000	0.00	0.00	8.000	0.000	8.0	115.8	6.20	983
A	105 T	Irregular	Zero Point is Upper Floor	82.000	0.000	0.000	17.00	0.00	0.00	17.000	0.000	17.0	82.0	5.50	1,471
A	105B	Irregular	Zero Point is Upper Floor	81.000	0.000	0.000	23.00	0.00	0.00	23.000	0.000	23.0	81.0	5.50	1,965
A	106 T	Irregular	Zero Point is Upper Floor	84.400	0.000	0.000	17.00	0.00	0.00	17.000	0.000	17.0	84.4	5.80	1,518
A	106 C	Irregular	Zero Point is Upper Floor	79.500	0.000	0.000	23.00	0.00	0.00	23.000	0.000	23.0	79.5	5.50	1,930
A	106B	Irregular	Zero Point is Upper Floor	87.200	0.000	0.000	8.000	0.00	0.00	8.000	0.000	8.0	87.2	5.80	738
A	107 T	Irregular	Zero Point is Upper Floor	97.700	0.000	0.000	17.00	0.00	0.00	17.000	0.000	17.0	97.7	6.00	1,761
A	107 C	Irregular	Zero Point is Upper Floor	92.400	0.000	0.000	23.00	0.00	0.00	23.000	0.000	23.0	92.4	5.80	2,248
A	107B	Irregular	Zero Point is Upper Floor	138.70	0.000	0.000	8.000	0.00	0.00	8.000	0.000	8.0	138.7	6.50	1,182
A	108 T	Irregular	Zero Point is Upper Floor	95.200	0.000	0.000	17.00	0.00	0.00	17.000	0.000	17.0	95.2	6.00	1,715
A	108 C	Irregular	Zero Point is Upper Floor	95.200	0.000	0.000	23.00	0.00	0.00	23.000	0.000	23.0	95.2	6.00	2,321
A	108B	Irregular	Zero Point is Upper Floor	138.70	0.000	0.000	8.000	0.00	0.00	8.000	0.000	8.0	138.7	6.50	1,182
A	109 T	Irregular	Zero Point is Upper Floor	100.50	0.000	0.000	17.00	0.00	0.00	17.000	0.000	17.0	100.5	6.00	1,812
A	109 C	Irregular	Zero Point is Upper Floor	95.200	0.000	0.000	23.00	0.00	0.00	23.000	0.000	23.0	95.2	6.00	2,321
A	109B	Irregular	Zero Point is Upper Floor	104.50	0.000	0.000	8.000	0.00	0.00	8.000	0.000	8.0	104.5	6.00	886
A	110 T	Irregular	Zero Point is Upper Floor	97.700	0.000	0.000	17.00	0.00	0.00	17.000	0.000	17.0	97.7	6.00	1,761
A	110B	Irregular	Zero Point is Upper Floor	97.100	0.000	0.000	23.00	0.00	0.00	23.000	0.000	23.0	97.1	6.00	2,367
A	111 T	Irregular	Zero Point is Upper Floor	96.900	0.000	0.000	17.00	0.00	0.00	17.000	0.000	17.0	96.9	6.00	1,746
A	111B	Irregular	Zero Point is Upper Floor	97.100	0.000	0.000	23.00	0.00	0.00	23.000	0.000	23.0	97.1	6.00	2,367
A	112 T	Irregular	Zero Point is Upper Floor	99.700	0.000	0.000	17.00	0.00	0.00	17.000	0.000	17.0	99.7	6.00	1,797
A	112 C	Irregular	Zero Point is Upper Floor	95.200	0.000	0.000	23.00	0.00	0.00	23.000	0.000	23.0	95.2	6.00	2,321

Exam Date:03/16/2011

Tuttle Farmers Elevator
 Box 178
 Tuttle, ND
 County:

Examiner: 1

Status	Section	Bin Number	Bin Type	Base Point	Diameter or Bu/Ft (Irreg).	Length	Width	Side wall	Add for Hopper	Ded. for Obst.	Effective Depth	Add for Peak	Depth for Capac.	Bushels per Foot	Base Pack%	Bushel Capacity with Pack
--------	---------	------------	----------	------------	-------------------------------	--------	-------	--------------	----------------------	----------------------	--------------------	--------------------	------------------------	------------------------	---------------	------------------------------

Facility: Tuttle

Section: A

A	112B	Irregular	Zero Point is Upper Floor	104.50	0.000	0.000	8.000	0.00	0.00	8.000	0.000	8.0	104.5	6.00	886
A	113	Peaked	Zero Point is Upper Floor	24.000	0.000	0.000	40.00	0.00	0.00	40.000	1.400	41.4	363.7	7.80	16,231
A	219	Peaked	Zero Point is Upper Floor	24.000	0.000	0.000	32.00	0.00	0.00	32.000	1.400	33.4	363.7	7.80	13,096
A	220	Peaked	Zero Point is Upper Floor	24.000	0.000	0.000	24.00	0.00	0.00	24.000	1.400	25.4	363.7	7.80	9,959

Bin count: 67

Facility: Tuttle Section: A Total: 129,332

To Even: 130,000

Section: B

B	006	Peaked	Zero Point is Upper Floor	47.800	0.000	0.000	32.70	0.00	0.00	32.700	2.900	35.6	1442.5	10.0	56,488
B	007	Peaked	Zero Point is Upper Floor	47.800	0.000	0.000	32.70	0.00	0.00	32.700	2.900	35.6	1442.5	10.0	56,488
B	008	Peaked	Zero Point is Upper Floor	47.800	0.000	0.000	32.70	0.00	0.00	32.700	2.900	35.6	1442.5	10.0	56,488
B	009	Peaked	eave	15.000	0.000	0.000	20.00	2.33	0.00	22.330	0.900	23.2	142.1	5.50	3,478
B	010	Peaked	eave	15.000	0.000	0.000	20.00	2.33	0.00	22.330	0.900	23.2	142.1	5.50	3,478
B	011	Peaked	eave	15.000	0.000	0.000	20.00	2.33	0.00	22.330	0.900	23.2	142.1	5.50	3,478
B	012	Peaked	eave	15.000	0.000	0.000	20.00	2.33	0.00	22.330	0.900	23.2	142.1	5.50	3,478
B	013	Peaked	eave	15.000	0.000	0.000	20.00	2.33	0.00	22.330	0.900	23.2	142.1	5.50	3,478

Bin count: 8

Facility: Tuttle Section: B Total: 186,854

To Even: 187,000

Overall Licensed Bin Capacity for:

Tuttle Farmers Elevator

Bin count: 75

Licensed Capacity:

(includes pack)

316,186 Bu.

Licensed Capacity (to even):

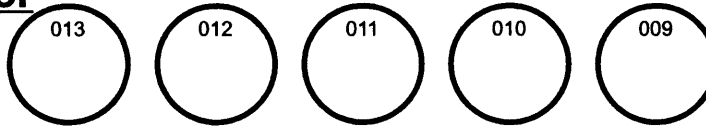
(includes pack and section totals are
rounded up to next highest 1000)

317,000 Bu.

Tuttle Farmers Elevator

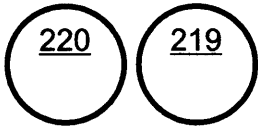
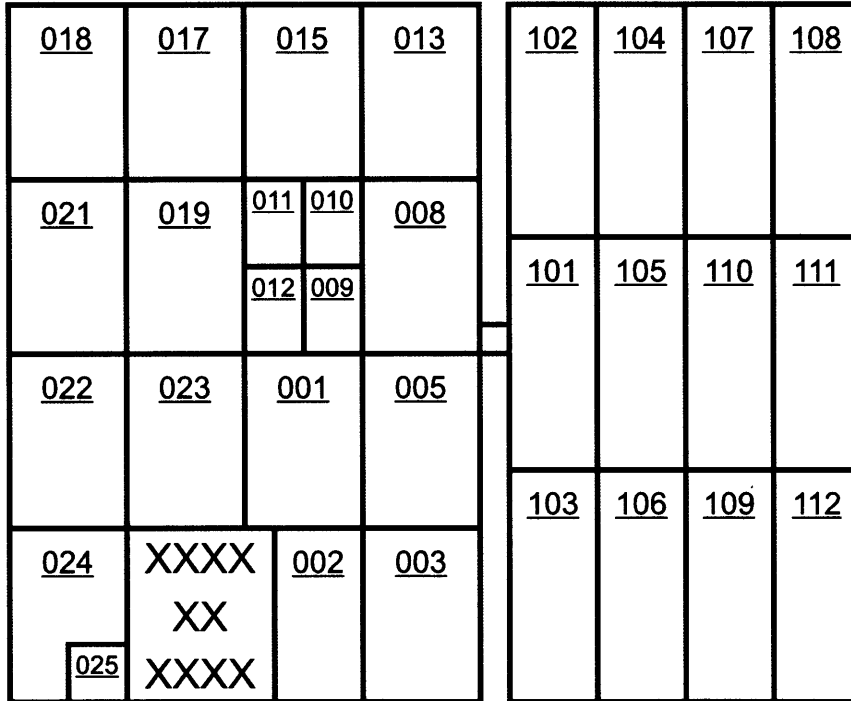
Tuttle, North Dakota

Section B

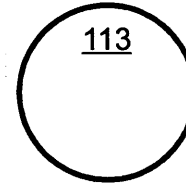


Section A

Annex 1



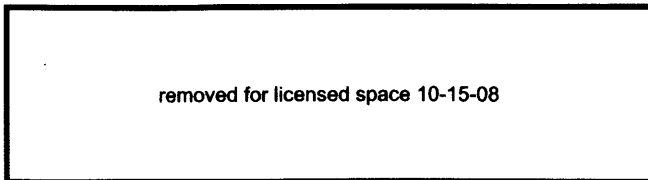
Annex 2



Driveway



Section D



removed for licensed space 10-15-08

Zero Point 6'0" above west door

0' to 2' is 3,899.3/ft = 7,799 bu.'s	8' to 10' is 3,342.4 bu.'s/ft. = 6,685 bu.'s
2' to 4' is 3,843.8 bu.'s/ft. = 7,688 bu.'s	10' to 12' is 3071.8 bu.'s/ft. = 6,144 bu.'s
4' to 6' is 3,740.3 bu.'s/ft. = 7,480 bu.'s	12' to 14' is 2,769.4 bu.'s/ft. = 5,539 bu.'s
6' to 8' is 3,605.0 bu.'s /ft. = 7,210 bu.'s	14' to 16' is 2,467 = 4,934
	16' to 18' is 2164.6 = 4,329
	18' to 20' is 1846.3 = 3,693

Capacity Section D = 68,000 bu.'s

Add 10% pack = 6,499 bu.'s

Section B

