

Exam Date:04/01/2019

Star of The West Milling Co.
121 East Tuscloa ST. P.O. Box 146
Frankenmuth , MI
County:
Phone: 701-397-5261
CCC Number:

Page: 1

Examiner: 1

Location/Container Numbers/Comments	Section	Capacity
PART A - ADDITIONAL SPACE TO BE INCLUDED UNDER LICENSE		
<NO BINS ADDED>		
		Total: 0
PART B - SPACE TO BE DELETED UNDER LICENSE		
<NO BINS DELETED>		
		Total: 0
PART C - ALL SPACE TO BE INCLUDED UNDER LICENSE		
	A	699,000
	D	21,000
	L	230,000
		Total: 950,000
PART D - TOTAL CAPACITY BY FUNCTIONAL UNIT		
Larimore 1228	L	230,000
McCanna 1228	A D	720,000
		Total: 950,000

NDPSC Bin Capacity Chart

Exam Date:04/01/2019

Star of The West Milling Co.
121 East Tuscloa ST. P.O. Box 146
Frankenmuth , MI
County:

Page: 1

Examiner: 1

Status	Section	Bin Number	Bin Type	Base Point	Diameter or Bu/Ft (Irreg).		Side wall	Add for Hopper	Ded. for Obst.	Effective Depth	Add for Peak	Depth for Capac.	Bushels per Foot	Base Pack%	Bushel Capacity with Pack	
					Length	Width										
	A	001	Square	top of side wall - bag bin	0.000	10.30	9.500	28.00	2.30	0.00	30.300	0.000	30.3	78.7	5.50	2,516
	A	002	Square	top of side wall - bag bin	0.000	10.30	9.500	28.00	2.30	0.00	30.300	0.000	30.3	78.7	5.50	2,516
	A	101A	Square	top of side wall	0.000	8.300	8.300	15.40	2.30	0.00	17.700	0.000	17.7	55.4	4.80	1,028
	A	102A	Square	top of side wall	0.000	8.300	8.300	15.40	2.30	0.00	17.700	0.000	17.7	55.4	4.80	1,028
	A	103A	Square	top of side wall	0.000	8.300	8.300	15.40	2.30	0.00	17.700	0.000	17.7	55.4	4.80	1,028
	A	104A	Square	top of side wall	0.000	8.300	8.300	15.40	2.30	0.00	17.700	0.000	17.7	55.4	4.80	1,028
	A	201	Square	49.2x24.2 -hppr bin obstruct	724.80	49.20	24.20	20.00	0.00	4.90	15.100	0.000	15.1	957.1	10.0	15,897
	A	202	Flat	grain wall 20.3'	0.000	49.20	24.00	22.10	0.00	0.00	22.100	0.000	22.1	949.2	10.0	23,075
	A	203	Flat	grain wall 20.3'	0.000	49.20	24.30	22.10	0.00	0.00	22.100	0.000	22.1	961.1	10.0	23,364
	A	204	Peaked	top of side wall	42.000	0.000	0.000	22.00	0.00	0.00	22.000	2.500	24.5	1113.7	10.0	30,015
	A	205	Peaked	top of side wall	42.000	0.000	0.000	22.00	0.00	0.00	22.000	2.500	24.5	1113.7	10.0	30,015
	A	206	Flat	grain wall 10.0'	0.000	198.6	58.60	11.50	0.00	0.00	11.500	0.000	11.5	9355.3	10.0	118,345
	A	207	Peaked		48.000	168.1	58.60	61.60	0.00	0.00	61.600	3.400	65.0	1454.6	10.0	104,004
	A	208	Peaked		48.000	168.1	58.60	61.60	0.00	0.00	61.600	3.400	65.0	1454.6	10.0	104,004
	A	209	Peaked	top of side wall	48.000	0.000	0.000	55.00	0.00	0.00	55.000	3.400	58.4	1454.6	10.0	93,444
	A	210	Peaked	top of side wall	48.000	0.000	0.000	55.00	0.00	0.00	55.000	3.400	58.4	1454.6	10.0	93,444
	A	211	Flat	seed storage bldng	0.000	99.50	49.50	5.500	0.00	0.00	5.500	0.000	5.5	3959.2	10.0	23,954
	A	212	Flat	bag storage	0.000	96.70	48.20	6.000	0.00	0.00	6.000	0.000	6.0	3746.7	10.0	24,728
	A	213	Peaked	top of side wall	14.000	0.000	0.000	16.50	1.80	0.00	18.300	0.800	19.1	123.7	5.50	2,493
	A	214	Peaked	top of side wall	14.000	0.000	0.000	16.50	1.80	0.00	18.300	0.800	19.1	123.7	5.50	2,493

Bin count: 20

Facility: McCanna Section: A Total: 698,419

To Even: 699,000

Exam Date:04/01/2019

Star of The West Milling Co.
121 East Tuscloa ST. P.O. Box 146
Frankenmuth , MI
County:

Page: 2

Examiner: 1

Status	Section	Bin Number	Bin Type	Base Point	Diameter or Bu/Ft (Irreg).	Length	Width	Side wall	Add for Hopper	Ded. for Obst.	Effective Depth	Add for Peak	Depth for Capac.	Bushels per Foot	Base Pack%	Bushel Capacity with Pack		
Section: D																		
	D	401	Peaked		24.000	0.000	0.000	22.00	2.85	0.00	24.850	1.400	26.3	363.7	7.80	10,311		
	D	402	Peaked		18.000	0.000	0.000	18.00	3.50	0.00	21.500	1.100	22.6	204.6	6.00	4,901		
	D	403	Peaked		18.000	0.000	0.000	18.00	3.50	0.00	21.500	1.100	22.6	204.6	6.00	4,901		
Bin count:		3														Facility: McCanna Section: D Total:		20,113
															To Even:		21,000	

Section: L

L	000	Irregular	floor over bins		84.000	0.000	0.000	42.00	0.00	0.00	42.000	0.000	42.0	84.0	5.80	3,733
L	003	Irregular	floor over bins		84.000	0.000	0.000	42.00	0.00	0.00	42.000	0.000	42.0	84.0	5.80	3,733
L	005	Irregular	floor over bins		84.000	0.000	0.000	40.00	0.00	0.00	40.000	0.000	40.0	84.0	5.80	3,555
L	006	Irregular	floor over bins		30.500	0.000	0.000	14.00	0.00	0.00	14.000	0.000	14.0	30.5	2.50	438
L	007 S	Irregular	floor over bins		18.100	0.000	0.000	13.00	0.00	0.00	13.000	0.000	13.0	18.1	2.00	240
L	007 N	Irregular	floor over bins		18.100	0.000	0.000	18.00	0.00	0.00	18.000	0.000	18.0	18.1	2.00	333
L	009	Irregular	floor over bins 40' depth		84.000	0.000	0.000	25.40	0.00	0.00	25.400	0.000	25.4	84.0	5.80	2,258
L	00C T	Irregular	floor over bins		20.300	0.000	0.000	13.00	0.00	0.00	13.000	0.000	13.0	20.3	2.00	269
L	00C B	Irregular	floor over bins- top 13'		69.500	0.000	0.000	18.00	0.00	0.00	18.000	0.000	18.0	69.5	5.20	1,316
L	010	Irregular	work floor 42' depth new		84.000	0.000	0.000	28.60	0.00	0.00	28.600	0.000	28.6	84.0	5.80	2,541
L	011	Irregular	floor over bins		18.800	0.000	0.000	30.00	0.00	0.00	30.000	0.000	30.0	18.8	2.00	575
L	012	Irregular	floor over bins		84.000	0.000	0.000	42.00	0.00	0.00	42.000	0.000	42.0	84.0	5.80	3,733
L	102	Irregular	floor over bins		23.200	0.000	0.000	50.00	0.00	0.00	50.000	0.000	50.0	23.2	2.00	1,183
L	104	Irregular	floor over bins		19.200	0.000	0.000	52.00	0.00	0.00	52.000	0.000	52.0	19.2	2.00	1,018
L	105	Irregular	floor over bins		19.200	0.000	0.000	52.00	0.00	0.00	52.000	0.000	52.0	19.2	2.00	1,018
L	106 T	Irregular	floor over bins		43.000	0.000	0.000	52.00	0.00	0.00	52.000	0.000	52.0	43.0	3.50	2,314

Exam Date:04/01/2019

Star of The West Milling Co.
121 East Tuscloa ST. P.O. Box 146
Frankenmuth , MI
County:

Page: 3

Examiner: 1

Status	Section	Bin Number	Bin Type	Base Point	Diameter or Bu/Ft (Irreg).		Side wall	Add for Hopper	Ded. for Obst.	Effective Depth	Add for Peak	Depth for Capac.	Bushels per Foot	Base Pack%	Bushel Capacity with Pack	
					Length	Width										
	L	106 B	Irregular	floor over bins	81.700	0.000	0.000	14.00	0.00	0.00	14.000	0.000	14.0	81.7	5.50	1,207
	L	108	Irregular	floor over bins	50.600	0.000	0.000	49.00	0.00	0.00	49.000	0.000	49.0	50.6	4.50	2,591
	L	110	Irregular	floor over bins	34.600	0.000	0.000	49.00	0.00	0.00	49.000	0.000	49.0	34.6	3.00	1,746
	L	111	Irregular	floor over bins	23.200	0.000	0.000	50.00	0.00	0.00	50.000	0.000	50.0	23.2	2.00	1,183
	L	112 T	Irregular	floor over bins	32.800	0.000	0.000	49.00	0.00	0.00	49.000	0.000	49.0	32.8	2.50	1,647
	L	112 B	Irregular	floor over bins - top 49'	81.700	0.000	0.000	17.00	0.00	0.00	17.000	0.000	17.0	81.7	5.50	1,465
	L	113	Irregular	floor over bins	48.100	0.000	0.000	48.00	0.00	0.00	48.000	0.000	48.0	48.1	4.20	2,406
	L	114	Irregular	floor over bins	45.800	0.000	0.000	49.00	0.00	0.00	49.000	0.000	49.0	45.8	4.00	2,334
	L	118	Irregular	floor over bins	21.200	0.000	0.000	50.00	0.00	0.00	50.000	0.000	50.0	21.2	2.00	1,081
	L	119 T	Irregular	floor over bins	22.100	0.000	0.000	13.00	0.00	0.00	13.000	0.000	13.0	22.1	2.00	293
	L	119 B	Irregular	floor over bins - top 13'	42.000	0.000	0.000	36.00	0.00	0.00	36.000	0.000	36.0	42.0	3.50	1,565
	L	121	Irregular	floor over bins	48.100	0.000	0.000	48.00	0.00	0.00	48.000	0.000	48.0	48.1	4.20	2,406
	L	122 T	Irregular	floor over bins	32.800	0.000	0.000	49.00	0.00	0.00	49.000	0.000	49.0	32.8	2.50	1,647
	L	122 B	Irregular	floor over bins - top 49'	81.700	0.000	0.000	17.00	0.00	0.00	17.000	0.000	17.0	81.7	5.50	1,465
	L	123	Irregular	floor over bins	34.600	0.000	0.000	49.00	0.00	0.00	49.000	0.000	49.0	34.6	3.00	1,746
	L	124	Irregular	floor over bins	50.600	0.000	0.000	49.00	0.00	0.00	49.000	0.000	49.0	50.6	4.50	2,591
	L	126	Irregular	floor over bins	21.200	0.000	0.000	50.00	0.00	0.00	50.000	0.000	50.0	21.2	2.00	1,081
	L	127 T	Irregular	floor over bins	43.000	0.000	0.000	52.00	0.00	0.00	52.000	0.000	52.0	43.0	3.50	2,314
	L	127 B	Irregular	floor over bins - top 52'	81.700	0.000	0.000	14.00	0.00	0.00	14.000	0.000	14.0	81.7	5.50	1,207
	L	128	Irregular	floor over bins	19.200	0.000	0.000	52.00	0.00	0.00	52.000	0.000	52.0	19.2	2.00	1,018
	L	129	Irregular	floor over bins	19.200	0.000	0.000	52.00	0.00	0.00	52.000	0.000	52.0	19.2	2.00	1,018
	L	130	Irregular	floor over bins	10.900	0.000	0.000	30.00	0.00	0.00	30.000	0.000	30.0	10.9	2.00	334
	L	131 T	Irregular	floor over bins	12.100	0.000	0.000	30.00	0.00	0.00	30.000	0.000	30.0	12.1	2.00	370

Section: L

NDPSC Bin Capacity Chart

Exam Date: 04/01/2019

Star of The West Milling Co.
121 East Tuscloa ST. P.O. Box 146
Frankenmuth, MI
County:

Page: 4

Examiner: 1

Status	Section	Bin Number	Bin Type	Base Point	Diameter or Bu/Ft (Irreg.)		Side wall	Add for Hopper	Ded. for Obst.	Effective Depth	Add for Peak	Depth for Capac.	Bushels per Foot	Base Pack%	Bushel Capacity with Pack	
					Length	Width										
	Section: L															
	L	131 B	Irregular	floor over bins	22.900	0.000	0.000	18.00	0.00	0.00	18.000	0.000	18.0	22.9	2.00	420
	L	201	Round	top of sidewall	21.500	0.000	0.000	50.50	0.00	0.00	50.500	0.000	50.5	291.8	7.20	15,797
	L	202	Round	top of sidewall	21.500	0.000	0.000	50.50	0.00	0.00	50.500	0.000	50.5	291.8	7.20	15,797
	L	301	Peaked	top of sidewall	21.000	0.000	0.000	32.00	0.00	0.00	32.000	1.300	33.3	278.4	6.80	9,901
	L	302	Peaked	top of sidewall	21.000	0.000	0.000	32.00	0.00	0.00	32.000	1.300	33.3	278.4	6.80	9,901
	L	303	Peaked	top of sidewall	21.000	0.000	0.000	32.00	0.00	0.00	32.000	1.300	33.3	278.4	6.80	9,901
	L	304	Peaked	top of sidewall	21.000	0.000	0.000	32.00	0.00	0.00	32.000	1.300	33.3	278.4	6.80	9,901
	L	305	Peaked	top of sidewall	21.000	0.000	0.000	32.00	0.00	0.00	32.000	1.300	33.3	278.4	6.80	9,901
	L	306	Peaked	top of sidewall	21.000	0.000	0.000	32.00	0.00	0.00	32.000	1.300	33.3	278.4	6.80	9,901
	L	307	Peaked	top of sidewall	21.000	0.000	0.000	32.00	0.00	0.00	32.000	1.300	33.3	278.4	6.80	9,901
	L	308	Peaked	top of sidewall	21.000	0.000	0.000	32.00	0.00	0.00	32.000	1.300	33.3	278.4	6.80	9,901
	L	309	Peaked	top of sidewall	21.000	0.000	0.000	32.00	0.00	0.00	32.000	1.300	33.3	278.4	6.80	9,901
	L	310	Peaked	top of sidewall	21.000	0.000	0.000	32.00	0.00	0.00	32.000	1.300	33.3	278.4	6.80	9,901
	L	400	Flat	bag storage 28'x75'	0.000	128.0	100.0	3.050	0.00	0.00	3.050	0.000	3.1	10289.4	10.0	35,087

Bin count: 53

Facility: Larimore Section: L Total: 229,083

To Even: 230,000

Overall Licensed Bin Capacity for:

Star of The West Milling Co.

Bin count: 76

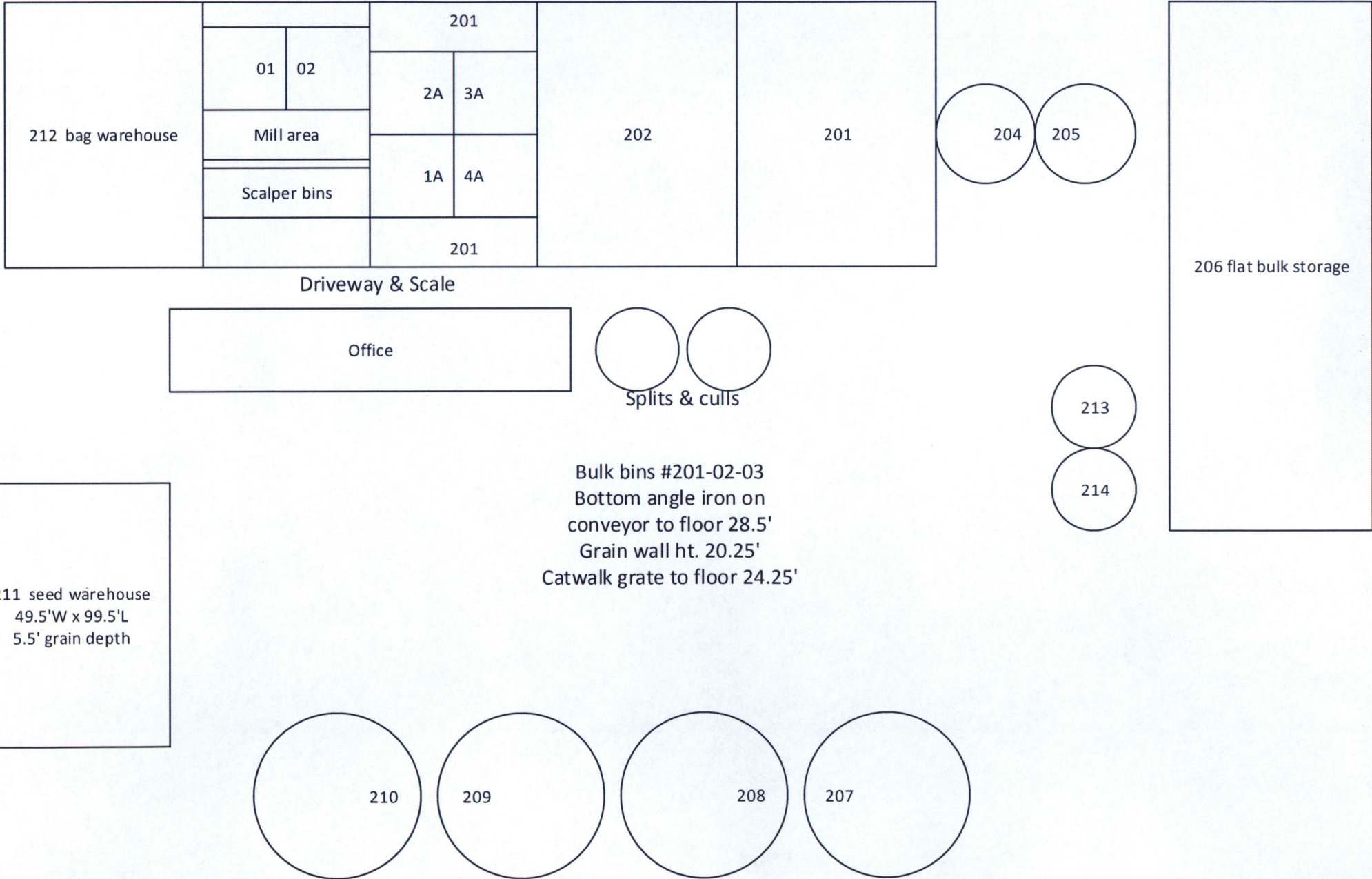
Licensed Capacity:
(includes pack)

947,615 Bu.

Licensed Capacity (to even):
(includes pack and section totals are rounded up to next highest 1000)

950,000 Bu.

STAR OF THE WEST MILLING
CO. Corp# 3802
McCanna ND
Section A



STAR OF THE WEST MILLING

CO. Corp# 3802

McCanna ND

Section A

Flat 206

Basics

58.6' x 198.6'L

Grain wall ht. 10.0'

Main beams & rafters 20.0'


on center

Overhead center drag to

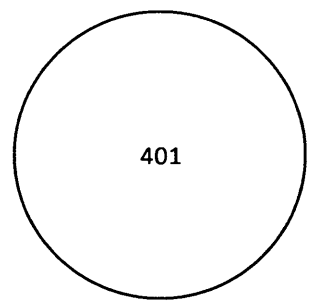
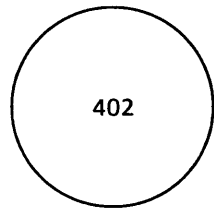
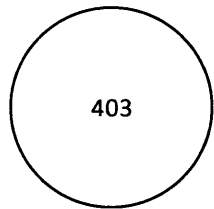
floor 20.0'

Capacity calculated at 11.5'

grain depth

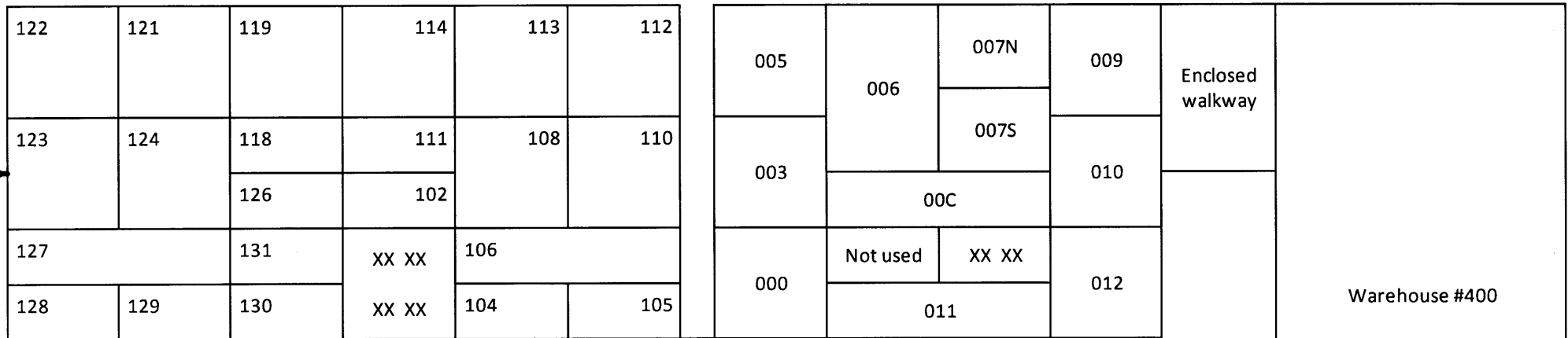



STAR OF THE WEST MILLING
CO. Corp# 3802
McCanna ND
Section D
401, 402, 403
PH 07/31/18
601 1st Ave, Petersburg, ND
58272
Western Most Bins at Site



Star of the West Milling Co.
 Corp. #3802
 Larimore, ND
 Section L
 Updated 3-25-19 AS

N
 W + E
 S



Office

