

Exam Date:01/16/2018

Central Valley Bean Cooperative

Page: 1

Examiner: 1

PO Box 162  
 Buxton , ND  
 County:  
 Phone: 701-847-2622  
 CCC Number:

Location/Container Numbers/Comments	Section	Capacity
-------------------------------------	---------	----------

**PART A - ADDITIONAL SPACE TO BE INCLUDED UNDER LICENSE**

301	M	4,855
208	FR	4,958
209	FR	4,958
210	FR	4,958
302	M	4,855
303	M	4,855
304	M	4,855
305	M	4,855
006	M	4,855
007	M	4,855
008	M	4,855
101	P	4,855
102	P	4,855
103	P	4,855
104	P	4,855
001	REX	4,958
002	REX	4,958
003	REX	4,958
004	REX	4,958
005	REX	4,000
001	REB	3,796
<b>Total:</b>		<b>100,762</b>

**PART B - SPACE TO BE DELETED UNDER LICENSE**

803	J	59,275
802	J	101,979
005	REL	14,926
005	J	21,252
006	J	21,252
007	J	21,252
008	J	21,252
<b>Total:</b>		<b>261,188</b>

**PART C - ALL SPACE TO BE INCLUDED UNDER LICENSE**

A	86,000
B	816,000
D	1,352,000
E	127,000
F	278,000
FR	15,000
K	104,000
M	39,000

Exam Date:01/16/2018

Page: 2

Examiner: 1

Location/Container Numbers/Comments	Section	Capacity
	N	17,000
	P	124,000
	REB	4,000
	REH	20,000
	REL	93,000
	RES	8,000
	REW	36,000
	REX	24,000
	Total:	3,143,000

## PART D - TOTAL CAPACITY BY FUNCTIONAL UNIT

Buxton 126	A B D E F K REB REH REL RES REW REX	2,948,000
Devils Lake 1211	M	39,000
Fairdale 1215	FR	15,000
Lankin 1213	N	17,000
Pisek 1214	P	124,000
	Total:	3,143,000

Exam Date:01/16/2018

Central Valley Bean Cooperative  
 PO Box 162  
 Buxton , ND  
 County:

Status	Section	Bin Number	Bin Type	Base Point	Diameter or Bu/Ft (Irreg).	Length	Width	Side wall	Add for Hopper	Ded. for Obst.	Effective Depth	Add for Peak	Depth for Capac.	Bushels per Foot	Base Pack%	Bushel Capacity with Pack
--------	---------	------------	----------	------------	-------------------------------	--------	-------	--------------	----------------------	----------------------	--------------------	--------------------	------------------------	------------------------	---------------	------------------------------

## Facility: Buxton

### Section: A

A	002	Square	top of bin at side wall	0.000	10.00	10.00	38.00	2.00	0.00	40.000	0.000	40.0	80.4	5.50	3,393
A	003	Square	top of bin at side wall	0.000	10.00	10.00	38.00	2.00	0.00	40.000	0.000	40.0	80.4	5.50	3,393
A	004	Square	top of bin at side wall	0.000	10.00	6.500	38.00	2.00	0.00	40.000	0.000	40.0	52.3	4.50	2,186
A	005	Square	top of bin at side wall	0.000	10.00	10.00	38.00	2.00	0.00	40.000	0.000	40.0	80.4	5.50	3,393
A	006	Square	top of bin at side wall	0.000	10.00	10.00	38.00	2.00	0.00	40.000	0.000	40.0	80.4	5.50	3,393
A	007	Square	top of bin at side wall	0.000	10.00	10.00	25.00	3.70	0.00	28.700	0.000	28.7	80.4	5.50	2,434
A	008	Square	top of bin at side wall	0.000	10.00	10.00	25.00	3.70	0.00	28.700	0.000	28.7	80.4	5.50	2,434
A	009	Square	top of bin at side wall	0.000	10.00	10.00	25.00	3.70	0.00	28.700	0.000	28.7	80.4	5.50	2,434
A	010	Square	top of bin at side wall	0.000	10.00	10.00	25.00	3.70	0.00	28.700	0.000	28.7	80.4	5.50	2,434
A	111	Flat	bag storage	0.000	214.0	60.00	5.000	0.00	0.00	5.000	0.000	5.0	10321.5	10.0	56,769

Bin count: 10

Facility: Buxton Section: A Total: **82,263**

To Even: 83,000

### Section: B

B	201	Peaked	eave at sidewall	33.000	0.000	0.000	47.70	0.00	0.00	47.700	2.000	49.7	687.5	9.50	37,415
B	202	Peaked	eave at sidewall	36.000	0.000	0.000	47.70	0.00	0.00	47.700	2.200	49.9	818.2	10.0	44,911
B	203	Peaked	eave at sidewall	36.000	0.000	0.000	47.70	0.00	0.00	47.700	2.200	49.9	818.2	10.0	44,911
B	204	Peaked	eave at sidewall	36.000	0.000	0.000	47.70	0.00	0.00	47.700	2.200	49.9	818.2	10.0	44,911
B	205	Peaked	eave at sidewall	53.300	0.000	0.000	51.30	0.00	0.00	51.300	3.700	55.0	1793.6	10.0	108,513
B	206	Peaked	eave at sidewall	53.300	0.000	0.000	51.30	0.00	0.00	51.300	3.700	55.0	1793.6	10.0	108,513

Exam Date:01/16/2018

Central Valley Bean Cooperative  
 PO Box 162  
 Buxton , ND  
 County:

Examiner: 1

Status	Section	Bin Number	Bin Type	Base Point	Diameter or Bu/Ft (Irreg.) Length	Width	Side wall	Add for Hopper	Ded. for Obst.	Effective Depth	Add for Peak	Depth for Capac.	Bushels per Foot	Base Pack%	Bushel Capacity with Pack
--------	---------	------------	----------	------------	---	-------	--------------	----------------------	----------------------	--------------------	--------------------	------------------------	------------------------	---------------	------------------------------

## Facility: Buxton

### Section: B

B	207	Peaked	eave at sidewall		53.300	0.000	0.000	51.30	0.00	0.00	51.300	3.700	55.0	1793.6	10.0	108,513
B	208	Peaked	eave at sidewall		53.300	0.000	0.000	50.00	0.00	0.00	50.000	3.700	53.7	1793.6	10.0	105,948
B	209	Peaked	eave at sidewall		53.300	0.000	0.000	50.00	0.00	0.00	50.000	3.700	53.7	1793.6	10.0	105,948
B	210	Peaked	eave at sidewall		53.300	0.000	0.000	50.00	0.00	0.00	50.000	3.700	53.7	1793.6	10.0	105,948

Bin count: 10

Facility: Buxton Section: B Total: **815,531**

To Even: 816,000

### Section: D

D	011	Peaked	eave at sidewall		59.800	0.000	0.000	50.20	0.00	0.00	50.200	4.200	54.4	2257.7	10.0	135,101
D	012	Peaked	eave at sidewall		59.800	0.000	0.000	50.20	0.00	0.00	50.200	4.200	54.4	2257.7	10.0	135,101
D	013	Peaked	eave at sidewall		59.800	0.000	0.000	50.20	0.00	0.00	50.200	4.200	54.4	2257.7	10.0	135,101
D	014	Peaked	eave at sidewall		59.800	0.000	0.000	50.20	0.00	0.00	50.200	4.200	54.4	2257.7	10.0	135,101
D	015	Peaked	eave at sidewall		59.800	0.000	0.000	50.20	0.00	0.00	50.200	4.200	54.4	2257.7	10.0	135,101
D	016	Peaked	eave at sidewall		59.800	0.000	0.000	50.20	0.00	0.00	50.200	4.200	54.4	2257.7	10.0	135,101
D	017	Peaked	eave at sidewall		59.800	0.000	0.000	50.20	0.00	0.00	50.200	4.200	54.4	2257.7	10.0	135,101
D	018	Peaked	eave at sidewall		59.800	0.000	0.000	50.20	0.00	0.00	50.200	4.200	54.4	2257.7	10.0	135,101
D	019	Peaked	eave at sidewall		59.800	0.000	0.000	50.20	0.00	0.00	50.200	4.200	54.4	2257.7	10.0	135,101
D	020	Peaked	eave at sidewall		59.800	0.000	0.000	50.20	0.00	0.00	50.200	4.200	54.4	2257.7	10.0	135,101

Bin count: 10

Facility: Buxton Section: D Total: **1,351,010**

To Even: 1,352,000

Exam Date:01/16/2018

Central Valley Bean Cooperative  
 PO Box 162  
 Buxton, ND  
 County:

Examiner: 1

Status	Section	Bin Number	Bin Type	Base Point	Diameter or Bu/Ft (Irreg.)	Length	Width	Side wall	Add for Hopper	Ded. for Obst.	Effective Depth	Add for Peak	Depth for Capac.	Bushels per Foot	Base Pack%	Bushel Capacity with Pack
--------	---------	------------	----------	------------	-------------------------------	--------	-------	--------------	----------------------	----------------------	--------------------	--------------------	------------------------	------------------------	---------------	------------------------------

## Facility: Buxton

### Section: E

E	501		Flat		0.000	120.0	60.00	18.00	0.00	0.00	18.000	0.000	18.0	5787.8	10.0	114,598
E	502		Peaked	top of sidewall new navy	16.000	0.000	0.000	20.00	2.35	0.00	22.350	1.000	23.4	161.6	5.80	4,000
E	503		Peaked	top of sidewall new navy	16.000	0.000	0.000	20.00	2.35	0.00	22.350	1.000	23.4	161.6	5.80	4,000
E	504		Peaked	top of sidewall new navy	16.000	0.000	0.000	20.00	2.35	0.00	22.350	1.000	23.4	161.6	5.80	4,000
Bin count:		4													<b>Facility: Buxton Section: E Total:</b>	<b>126,598</b>
															<u>To Even:</u>	<b>127,000</b>

### Section: F

F	601	R-no	Quonset	sidewall brace to floor 10.3	0.000	120.0	60.00	12.00	0.00	0.00	12.000	0.000	12.0	5629.5	10.0	74,309
F	602	R-sou	Quonset	sidewall brace to floor 10.3	0.000	120.0	60.00	12.00	0.00	0.00	12.000	0.000	12.0	5629.5	10.0	74,309
F	604		Flat	kuster west warehouse	0.000	95.00	46.00	12.00	0.00	0.00	12.000	0.000	12.0	3512.9	10.0	46,371
F	609-1		Flat	Reynolds Galegher North	0.000	94.50	33.00	10.00	0.00	0.00	10.000	0.000	10.0	2506.8	10.0	27,575
F	609-2		Flat	Reynolds Galegher north	0.000	94.50	33.00	10.00	0.00	0.00	10.000	0.000	10.0	2506.8	10.0	27,575
F	609-3		Flat	Reynolds Galegher north	0.000	94.50	33.00	10.00	0.00	0.00	10.000	0.000	10.0	2506.8	10.0	27,575
Bin count:		6													<b>Facility: Buxton Section: F Total:</b>	<b>277,714</b>
															<u>To Even:</u>	<b>278,000</b>

### Section: K

K	903		Quonset	clem moger east	0.000	118.7	48.50	10.50	0.00	0.00	10.500	0.000	10.5	4478.8	10.0	51,730
K	904		Quonset	clem moger west	0.000	118.7	48.50	10.50	0.00	0.00	10.500	0.000	10.5	4478.8	10.0	51,730

Client ID: 257

## NDPSC Bin Capacity Chart

08/20/2018 09:54:49 AM

Exam Date:01/16/2018

Central Valley Bean Cooperative  
PO Box 162  
Buxton , ND  
County:

Page: 4

Examiner: 1

Status	Section	Bin Number	Bin Type	Base Point	Diameter or Bu/Ft (Irreg).	Length	Width	Side wall	Add for Hopper	Ded. for Obst.	Effective Depth	Add for Peak	Depth for Capac.	Bushels per Foot	Base Pack%	Bushel Capacity with Pack	
Bin count:		2														Facility: Buxton Section: K Total:	103,460
															To Even:	104,000	

**Section: REB**

Added	REB 001	Peaked	Barlow		16.000	0.000	0.000	20.00	1.20	0.00	21.200	1.000	22.2	161.6	5.80	3,796	
Bin count:		1														Facility: Buxton Section: REB Total:	3,796
															To Even:	4,000	

**Section: REH**

	REH 005	Peaked	Hatton receiving-4 hoppers		16.000	35.27	35.27	25.00	2.35	0.00	27.350	1.000	28.4	161.6	5.80	4,855	
	REH 006	Peaked	Hatton receiving-4 hoppers		16.000	35.27	35.27	25.00	2.35	0.00	27.350	1.000	28.4	161.6	5.80	4,855	
	REH 007	Peaked	Hatton receiving-4 hoppers		16.000	35.27	35.27	25.00	2.35	0.00	27.350	1.000	28.4	161.6	5.80	4,855	
	REH 008	Peaked	Hatton receiving-4 hoppers		16.000	35.27	35.27	25.00	2.35	0.00	27.350	1.000	28.4	161.6	5.80	4,855	
Bin count:		4														Facility: Buxton Section: REH Total:	19,420
															To Even:	20,000	

**Section: REL**

	REL B-001	Peaked	Alliance Vily Lrmre- top of		24.000	0.000	0.000	24.00	3.70	0.00	27.700	1.400	29.1	363.7	7.80	11,410	
	REL B-002	Peaked	Alliance Vily Lrmre- top of		24.000	0.000	0.000	24.00	3.70	0.00	27.700	1.400	29.1	363.7	7.80	11,410	
	REL B-014	Peaked	Alliance Vily Lrmre- top of		48.000	0.000	0.000	40.30	0.00	0.00	40.300	3.400	43.7	1454.6	10.0	69,923	
Bin count:		3														Facility: Buxton Section: REL Total:	92,743
															To Even:	93,000	

Exam Date:01/16/2018

Central Valley Bean Cooperative  
 PO Box 162  
 Buxton , ND  
 County:

Examiner: 1

Status	Section	Bin Number	Bin Type	Base Point	Diameter or Bu/Ft (Irreg.)	Length	Width	Side wall	Add for Hopper	Ded. for Obst.	Effective Depth	Add for Peak	Depth for Capac.	Bushels per Foot	Base Pack%	Bushel Capacity with Pack
--------	---------	------------	----------	------------	-------------------------------	--------	-------	--------------	----------------------	----------------------	--------------------	--------------------	------------------------	------------------------	---------------	------------------------------

## Facility: Buxton

### Section: RES

	RES	102	Peaked	Alliance Villy Shrn- top of	16.000	0.000	0.000	20.00	2.00	0.00	22.000	1.000	23.0	161.6	5.80	3,933	
	RES	103	Peaked	Alliance Villy Shrn- top of	16.000	0.000	0.000	20.00	2.00	0.00	22.000	1.000	23.0	161.6	5.80	3,933	
Bin count:		2														Facility: Buxton Section: RES Total:	<u>7,866</u>
															To Even:	<u>8,000</u>	

### Section: REW

	REW	105	Flat	Washburn receiving flat	0.000	40.00	100.0	9.900	0.00	0.00	9.900	0.000	9.9	3215.4	10.0	35,015	
Bin count:		1														Facility: Buxton Section: REW Total:	<u>35,015</u>
															To Even:	<u>36,000</u>	

### Section: REX

Added	REX	001	Peaked	Wilton Recieving Farmers	16.000	0.000	0.000	25.00	3.00	0.00	28.000	1.000	29.0	161.6	5.80	4,958	
Added	REX	002	Peaked	Wilton Recieving Farmers	16.000	0.000	0.000	25.00	3.00	0.00	28.000	1.000	29.0	161.6	5.80	4,958	
Added	REX	003	Peaked	Wilton Recieving Farmers	16.000	0.000	0.000	25.00	3.00	0.00	28.000	1.000	29.0	161.6	5.80	4,958	
Added	REX	004	Peaked	Wilton Recieving Farmers	16.000	0.000	0.000	25.00	3.00	0.00	28.000	1.000	29.0	161.6	5.80	4,958	
Added	REX	005	Peaked	Wilton Recieving Farmers	16.000	0.000	0.000	20.00	2.40	0.00	22.400	1.000	23.4	161.6	5.80	4,000	
Bin count:		5														Facility: Buxton Section: REX Total:	<u>23,832</u>
															To Even:	<u>24,000</u>	

Client ID: 257

## NDPSC Bin Capacity Chart

08/20/2018 09:54:49 AM

Exam Date:01/16/2018

Central Valley Bean Cooperative  
PO Box 162  
Buxton , ND  
County:

Page: 6

Examiner: 1

Status	Section	Bin Number	Bin Type	Base Point	Diameter or Bu/Ft (Irreg).   Length	Width	Side wall	Add for Hopper	Ded. for Obst.	Effective Depth	Add for Peak	Depth for Capac.	Bushels per Foot	Base Pack%	Bushel Capacity with Pack
--------	---------	------------	----------	------------	--	-------	--------------	----------------------	----------------------	--------------------	--------------------	------------------------	------------------------	---------------	------------------------------

**Facility: Devils Lake****Section: M**

Added	M	001	Peaked	Devils Lake Receiving	16.000	35.27	35.27	25.00	2.35	0.00	27.350	1.000	28.4	161.6	5.80	4,855
Added	M	002	Peaked	Devils Lake Receiving	16.000	35.27	35.27	25.00	2.35	0.00	27.350	1.000	28.4	161.6	5.80	4,855
Added	M	003	Peaked	Devils Lake Receiving	16.000	35.27	35.27	25.00	2.35	0.00	27.350	1.000	28.4	161.6	5.80	4,855
Added	M	004	Peaked	Devils Lake Receiving	16.000	35.27	35.27	25.00	2.35	0.00	27.350	1.000	28.4	161.6	5.80	4,855
Added	M	005	Peaked	Devils Lake Receiving	16.000	35.27	35.27	25.00	2.35	0.00	27.350	1.000	28.4	161.6	5.80	4,855
Added	M	006	Peaked	Devils Lake Receiving	16.000	35.27	35.27	25.00	2.35	0.00	27.350	1.000	28.4	161.6	5.80	4,855
Added	M	007	Peaked	Devils Lake Receiving	16.000	35.27	35.27	25.00	2.35	0.00	27.350	1.000	28.4	161.6	5.80	4,855
Added	M	008	Peaked	Devils Lake Receiving	16.000	35.27	35.27	25.00	2.35	0.00	27.350	1.000	28.4	161.6	5.80	4,855

Bin count: 8

Facility: Devils Lake Section: M Total: 38,840To Even: 39,000

Exam Date:01/16/2018

Central Valley Bean Cooperative  
 PO Box 162  
 Buxton, ND  
 County:

Examiner: 1

Status	Section	Bin Number	Bin Type	Base Point	Diameter or Bu/Ft (Irreg.)	Length	Width	Side wall	Add for Hopper	Ded. for Obst.	Effective Depth	Add for Peak	Depth for Capac.	Bushels per Foot	Base Pack%	Bushel Capacity with Pack
--------	---------	------------	----------	------------	-------------------------------	--------	-------	--------------	----------------------	----------------------	--------------------	--------------------	------------------------	------------------------	---------------	------------------------------

## Facility: Fairdale

### Section: A

A	001		Square	top of bin at side wall	0.000	10.00	10.00	38.00	2.00	0.00	40.000	0.000	40.0	80.4	5.50	3,393
Bin count:		1														
															<b>Facility: Fairdale Section: A Total:</b>	<b>3,393</b>
															To Even:	<b>4,000</b>

### Section: FR

Added	FR	208	Peaked	Fairdale hopper- top of	16.000	0.000	0.000	26.00	2.00	0.00	28.000	1.000	29.0	161.6	5.80	4,958
Added	FR	209	Peaked	Fairdale hopper- top of	16.000	0.000	0.000	26.00	2.00	0.00	28.000	1.000	29.0	161.6	5.80	4,958
Added	FR	210	Peaked	Fairdale hopper- top of	16.000	0.000	0.000	26.00	2.00	0.00	28.000	1.000	29.0	161.6	5.80	4,958
Bin count:		3														
															<b>Facility: Fairdale Section: FR Total:</b>	<b>14,874</b>
															To Even:	<b>15,000</b>

Client ID: 257

### NDPSC Bin Capacity Chart

08/20/2018 09:54:49 AM

Exam Date:01/16/2018

Central Valley Bean Cooperative  
PO Box 162  
Buxton , ND  
County:

Page: 8

Examiner: 1

Status	Section	Bin Number	Bin Type	Base Point	Diameter or Bu/Ft (Irreg).   Length	Width	Side wall	Add for Hopper	Ded. for Obst.	Effective Depth	Add for Peak	Depth for Capac.	Bushels per Foot	Base Pack%	Bushel Capacity with Pack
--------	---------	------------	----------	------------	--	-------	--------------	----------------------	----------------------	--------------------	--------------------	------------------------	------------------------	---------------	------------------------------

## Facility: Lankin

### Section: N

N	100		Irregular	Lankin receiving-4 tanks	1000.0	35.27	35.27	14.60	0.00	0.00	14.600	0.000	14.6	1000.0	10.0	16,060
<b>Bin count:</b>		1											<b>Facility: Lankin Section: N Total:</b>	<b>16,060</b>		
														<b>To Even:</b>	<b>17,000</b>	

Exam Date:01/16/2018

Central Valley Bean Cooperative  
 PO Box 162  
 Buxton , ND  
 County:

Examiner: 1

Status	Section	Bin Number	Bin Type	Base Point	Diameter or Bu/Ft (Irreg.)	Length	Width	Side wall	Add for Hopper	Ded. for Obst.	Effective Depth	Add for Peak	Depth for Capac.	Bushels per Foot	Base Pack%	Bushel Capacity with Pack
--------	---------	------------	----------	------------	-------------------------------	--------	-------	--------------	----------------------	----------------------	--------------------	--------------------	------------------------	------------------------	---------------	------------------------------

## Facility: Pisek

### Section: P

	P	100	Quonset	Pisek quonset	0.000	199.0	60.30	10.00	0.00	0.00	10.000	0.000	10.0	9466.1	10.0	104,127
Added	P	101	Peaked	Pisek quonset	16.000	0.000	0.000	25.00	2.35	0.00	27.350	1.000	28.4	161.6	5.80	4,855
Added	P	102	Peaked	Pisek quonset	16.000	0.000	0.000	25.00	2.35	0.00	27.350	1.000	28.4	161.6	5.80	4,855
Added	P	103	Peaked	Pisek quonset	16.000	0.000	0.000	25.00	2.35	0.00	27.350	1.000	28.4	161.6	5.80	4,855
Added	P	104	Peaked	Pisek quonset	16.000	0.000	0.000	25.00	2.35	0.00	27.350	1.000	28.4	161.6	5.80	4,855

Bin count: 5

Facility: Pisek Section: P Total: 123,547

To Even: 124,000

**Overall Licensed Bin Capacity for:**

Central Valley Bean Cooperative

Bin count: 76

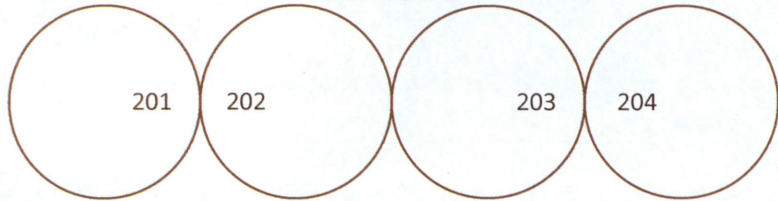
**Licensed Capacity:**  
(includes pack)

3,135,962 Bu.

**Licensed Capacity (to even):**  
(includes pack and section totals are rounded up to next highest 1000)

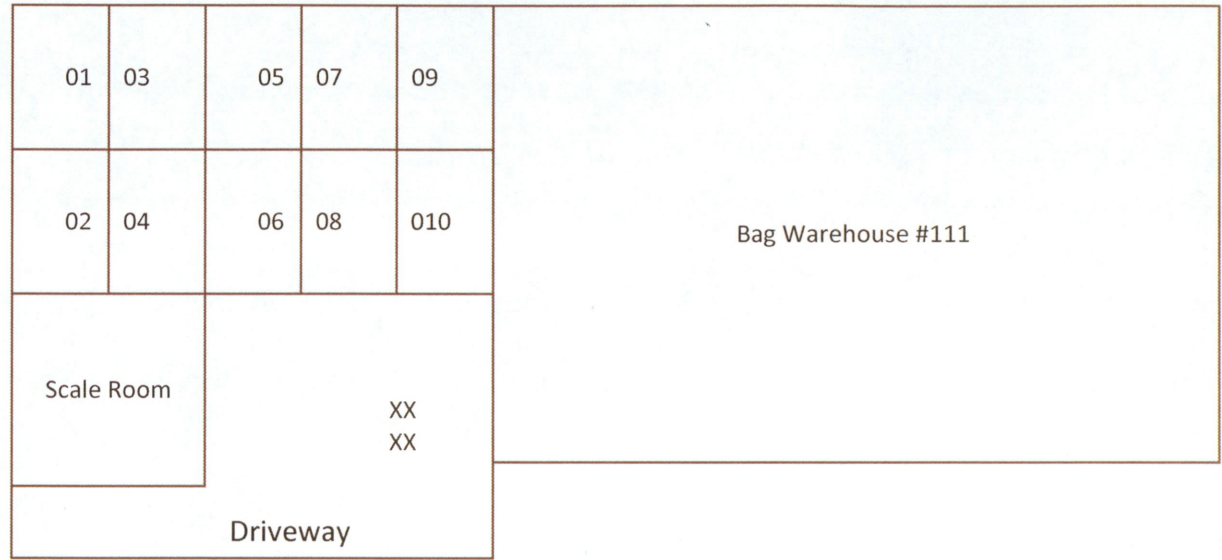
3,143,000 Bu.

SECTION B



SECTION A

BNSF RAIL




- Section E Navy bean flat & 3  
hoppers
- Section F all storage located  
in Reynolds
- Section J all storage located  
rural east of Reynolds
- Section K Moger quonsets  
south of Buxton
- Section M – Devils Lake
- Section L – Lakota
- Section N – Lankin
- Section P – Pisek
- Section Z – receiving stations  
at Hatton-Larimore-  
Washburn

Street

Section B see page 2

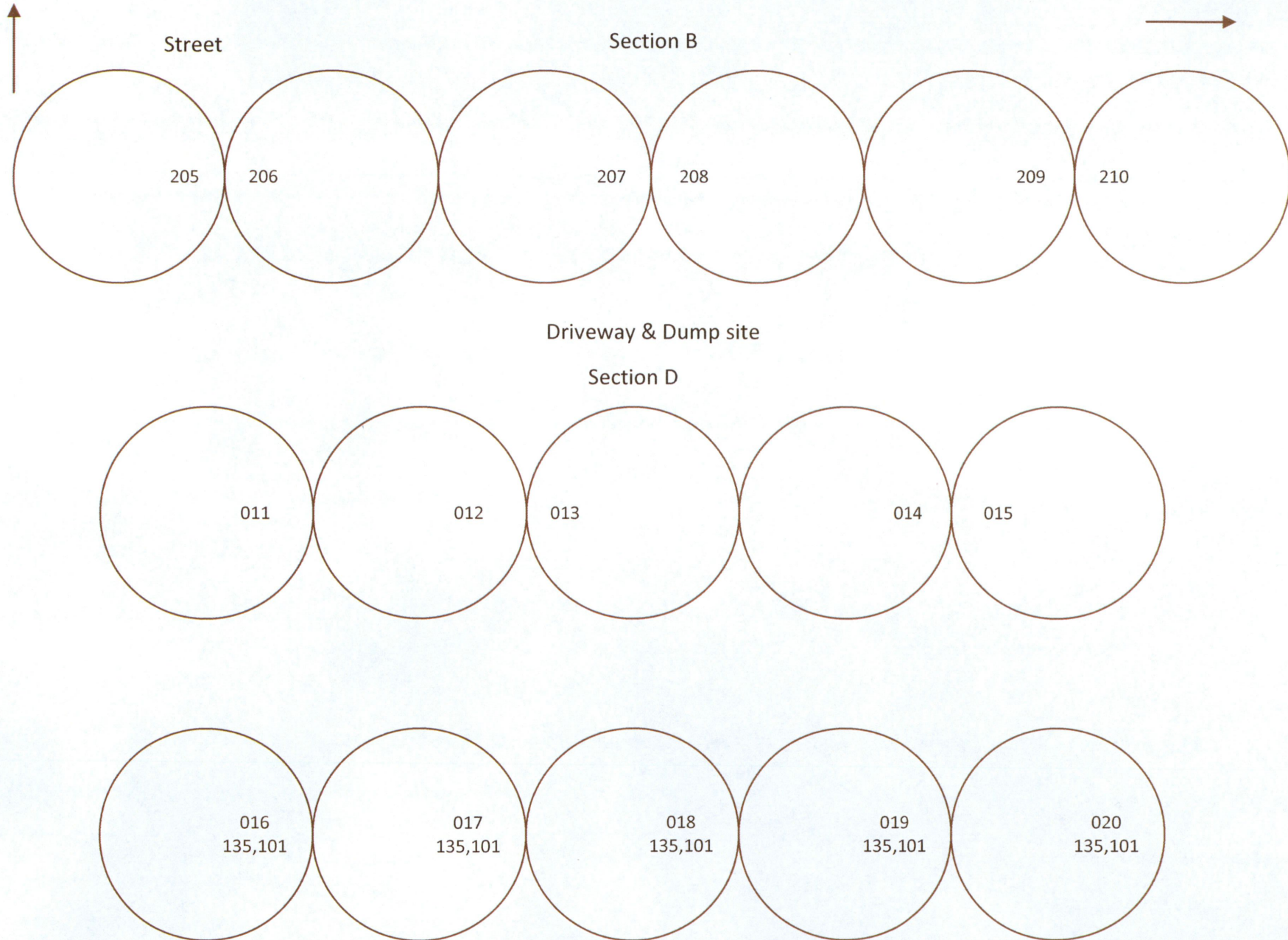
XX  
 XX



CENTRAL VALLEY BEAN  
CO-OP CORP# 257  
BUXTON ND  
Updated 8/2/18 PH

Processing Plant see page 1

North to Scale & Scale Office



CENTRAL VALLEY BEAN

CO-OP CORP# 257

BUXTON ND

Section E

Basic dimensions #501

Foundation 58.0'W x 118.0'L  
x 2.0' ht.

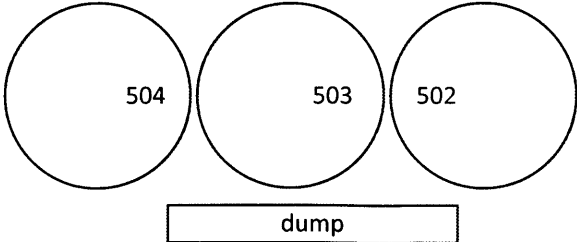

Metal base 60.0'W x 120.0'L

Sidewall gerts top to floor

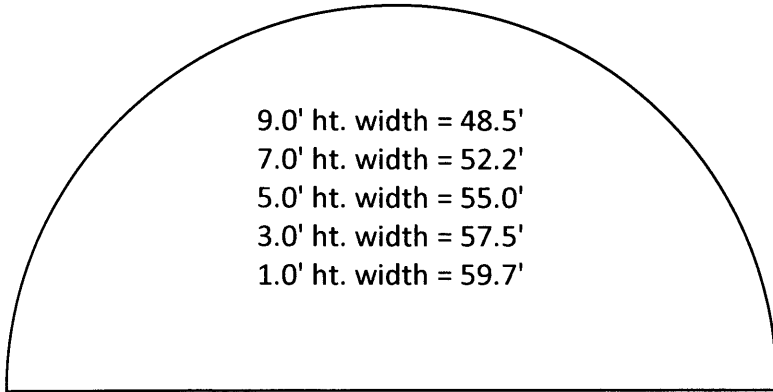
1<sup>st</sup> = 2.9' - 2<sup>nd</sup> = 3.7' - 3<sup>rd</sup> = 5.0'

4<sup>th</sup> = 6.7' - 5<sup>th</sup> = 9.5' - 6<sup>th</sup> =

12.0' top of sidewall 19.3'



CENTRAL VALLEY BEAN  
CO-OP CORP# 257  
BUXTON ND  
Section F at Reynolds  
Twin quonsets 601N&602S




Quonsets located on north  
edge of town east side of  
elevator road

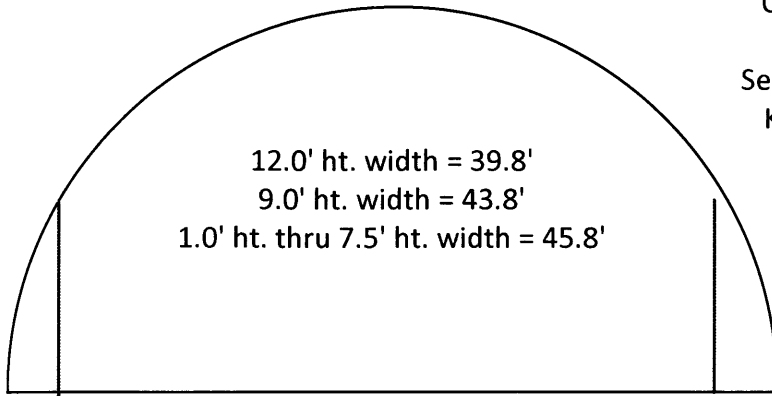
Basics 60.0'W x 120.0'L  
Foundation 59.2'W x 114.2'L  
x 0.5' ht.  
Sidewall bolt seams top to  
floor = 1<sup>st</sup> 2.5' - 2<sup>nd</sup> 8.0'  
Horizontal sidewall brace  
10.3' to floor

Bottom center overhead u-  
trough 20.0' to floor  
Bottom overhead center  
drag 18.9' to floor  
Sidewall u-trough space 2.0'  
on center

Capacity calculated with 8.0'  
side depth + 17.0' center  
grain depth



CENTRAL VALLEY BEAN  
CO-OP CORP# 257  
BUXTON ND  
Section F at Reynolds  
Kuster West #604




12.0' ht. width = 39.8'  
9.0' ht. width = 43.8'  
1.0' ht. thru 7.5' ht. width = 45.8'

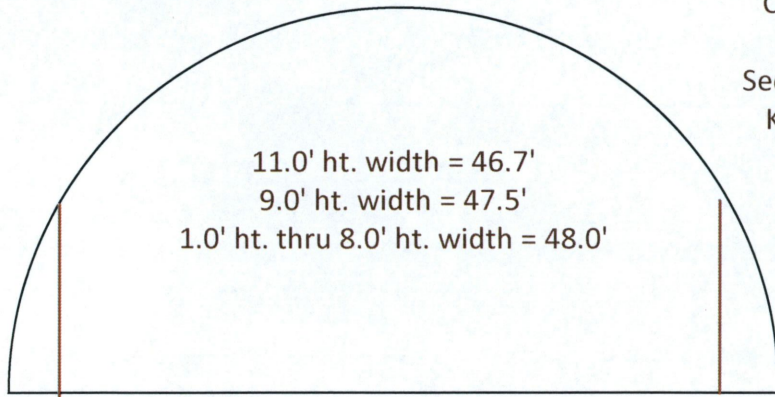
Location- 2<sup>nd</sup> potato  
warehouse site north of twin  
quonsets- west side of road

Capacity calculated with 7.5'  
sidewall depth + 14.5' center  
grain depth

Sidewalls are straight vertical  
walls ht. 7.5' West & 7.3' East  
Center ceiling to floor 17.75'  
Length of area with grain  
wall on both sides 71.5'



CENTRAL VALLEY BEAN  
CO-OP CORP# 257  
BUXTON ND  
Section F at Reynolds  
Kistler East #004



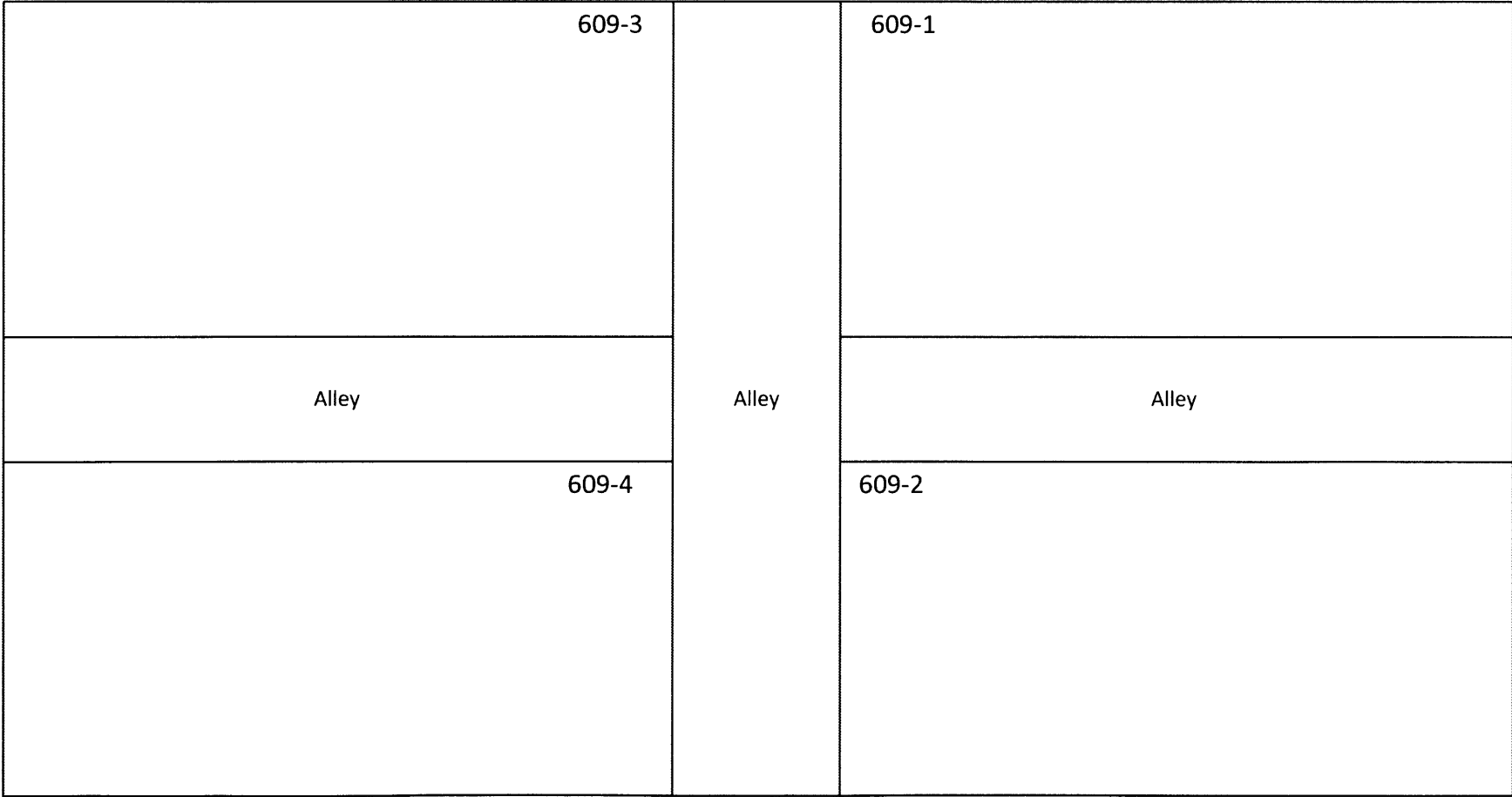
Basics 48.0'W x 95.0'L  
Sidewalls are straight  
verticals walls 8.0' ht.

South bottom rafter to floor  
18.25'  
North bottom tin to floor  
18.0'



CENTRAL VALLEY BEAN  
CO-OP CORP# 257  
BUXTON ND  
Section F at Reynolds  
Galegher north  
609-1,2,3,4


Basics – all 4 flats  
33'W x 94.5'L x 8' straight  
sidewall ht.  
Center ceiling to floor 16'  
9' ht. width = 31.5'  
10' ht. width = 29.7'  
12' ht. width = 26.3'



CENTRAL VALLEY BEAN  
CO-OP CORP# 257  
BUXTON ND  
Section F at Reynolds  
Galegher north  
610-1,2- 2 east flats

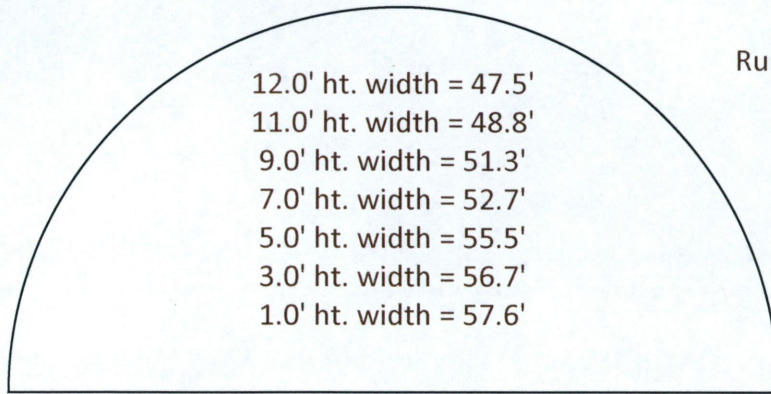
610-2 south flat  
92.5'L x 28'W x 12' straight  
vertical grain wall  
center ceiling ht. 16'

610-1 north  
84'L x 28'W x 12' straight  
vertical grain wall  
Center ceiling ht. 16'



CENTRAL VALLEY BEAN  
CO-OP CORP# 257  
BUXTON ND  
Rural east of Reynolds  
Section J #802  
Lazur quonset

Location from beet site -  
1mile north- west side of  
road



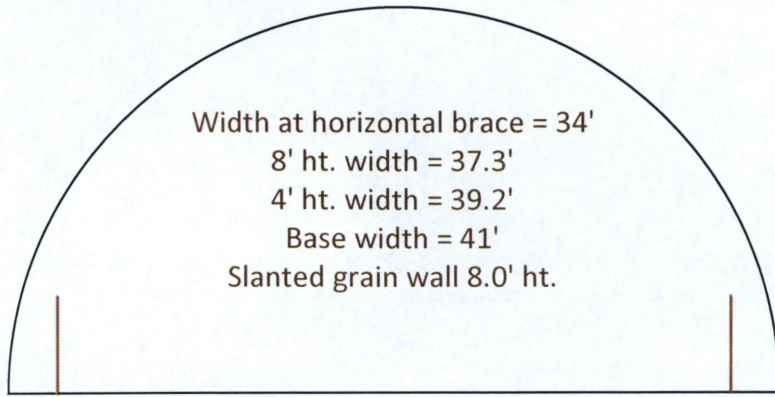
Capacity calculated with  
12.0' sidewall depth + 19.0'  
center grain depth

Basics 58.0'W x 148.0'L  
Bottom center u-trough 23.8'  
to floor

Red paint slash line east wall  
12.0' to floor  
Sidewall u-trough 1.0' on  
center

REMOVED 08/07/18  
PH  
NO LONGER LICENSED

CENTRAL VALLEY BEAN  
CO-OP CORP# 257  
BUXTON ND  
Rural east of Reynolds  
Section J #803  
Lazur east quonset  
Exterior foam insulation



Width at horizontal brace = 34'  
8' ht. width = 37.3'  
4' ht. width = 39.2'  
Base width = 41'  
Slanted grain wall 8.0' ht.

Basics- 41'W x 141'L  
Center ceiling u-trough 17.5'  
ht.

Horizontal sidewall brace  
above grain wall 10.75' ht.  
U-trough space on center  
2.25'

REMOVED 08/07/18  
PH  
NO LONGER LICENSED

CENTRAL VALLEY BEAN  
CO-OP CORP# 257  
BUXTON ND

Rural east of Reynolds  
Section J Moen potato  
warehouse

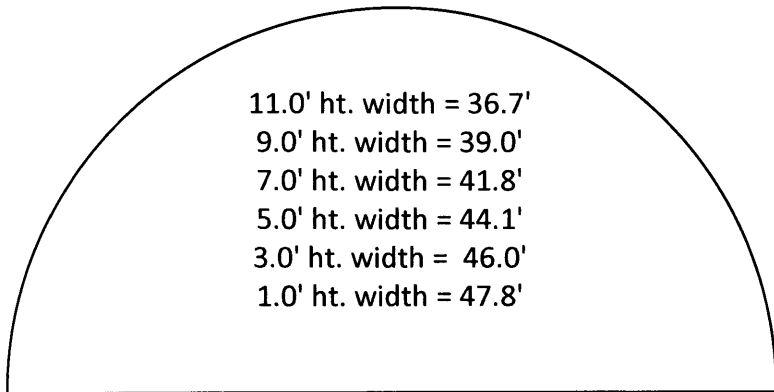
Center ceiling ht. 18.5' high  
side

Located from beet site 2  
miles north west side of road

#5-6-7-8- 19'W x 115'L

#1-2-3-4 - 19'W x 79'L

005  REMOVED 08/07/18 PH NO LONGER LICENSED	Center Alley	001
006  REMOVED 08/07/18 PH NO LONGER LICENSED		002
007  REMOVED 08/07/18 PH NO LONGER LICENSED		003
008  REMOVED 08/07/18 PH NO LONGER LICENSED		004




CENTRAL VALLEY BEAN  
CO-OP CORP# 257  
BUXTON ND  
Clem Moger twin quonsets  
Section K- 903E & 904W

Located from Buxton .75  
mile west – 3 miles south-  
.25 mile west- north into  
yard

Basics 48.5'W x 118.7'L  
Top of first sidewall brace to  
floor = 11.2'

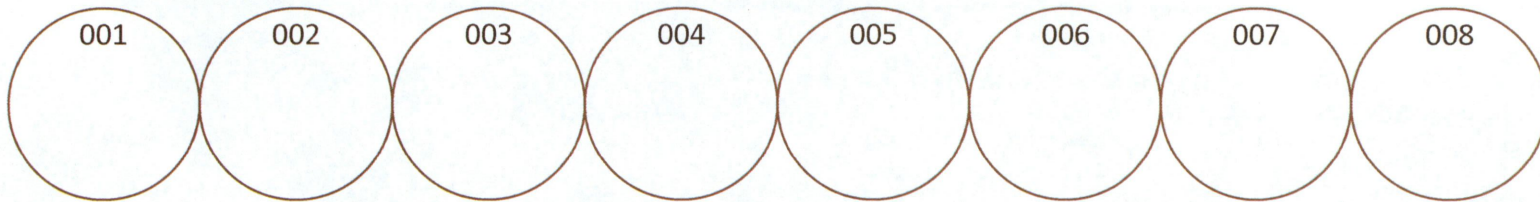
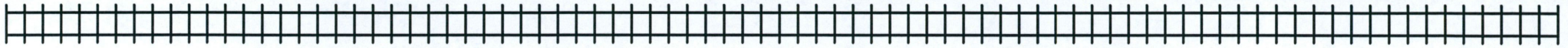
Bottom of overhead center  
u-trough to floor 17.5'  
Sidewall u-trough space on  
center 2.25'

Capacity calculated with 9.0'  
sidewall depth + 14.0' center  
grain depth




Central Valley Bean  
Hatton Receiving Station

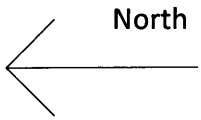
North



City Street



Central Valley Bean  
Grand Forks Storage  
Section GF  
Exit 138 – 32 Ave S – 1 mile south  
East Building – west of RR tracks –  
southside of road

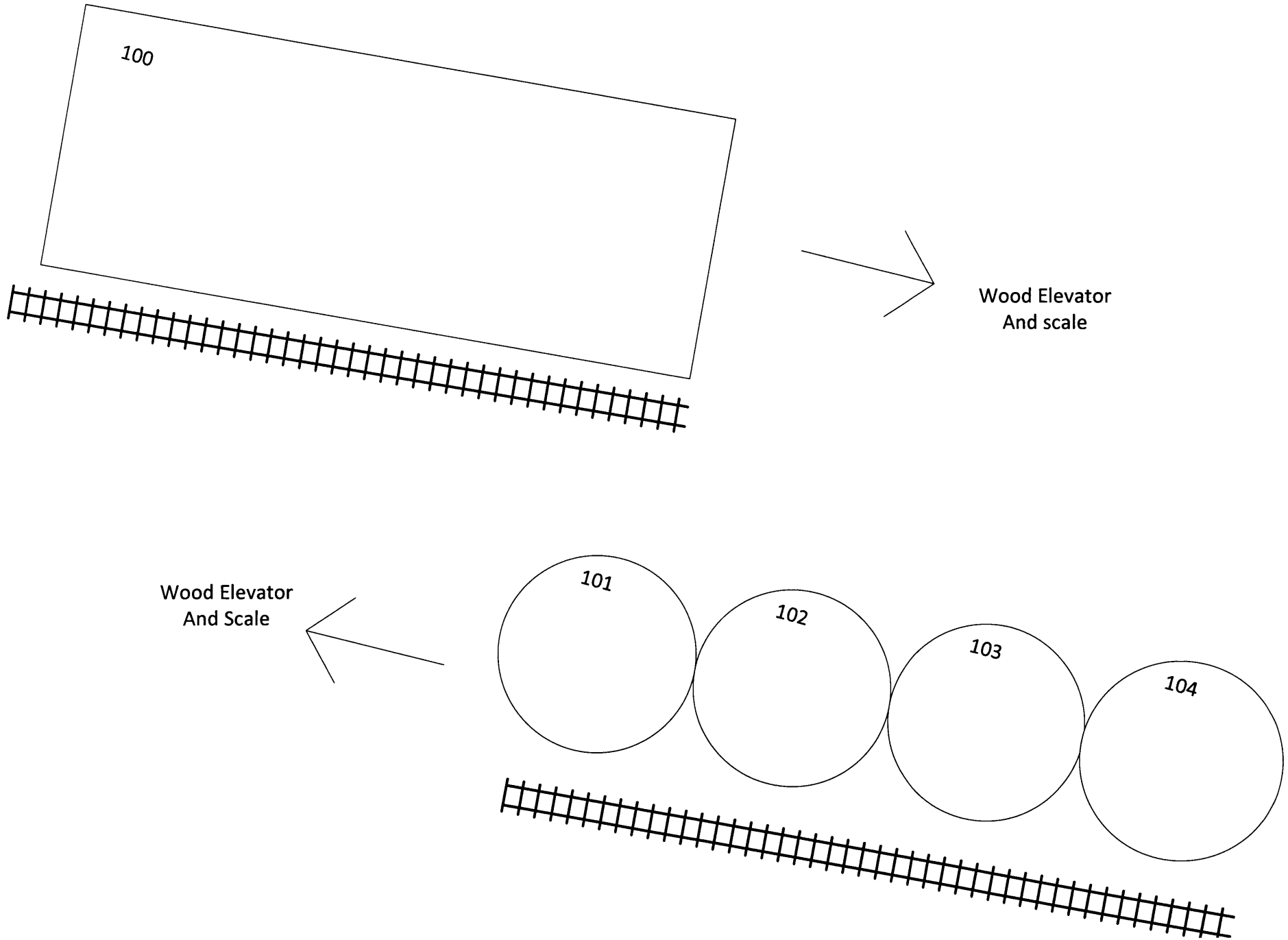


701


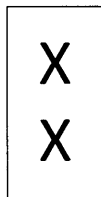
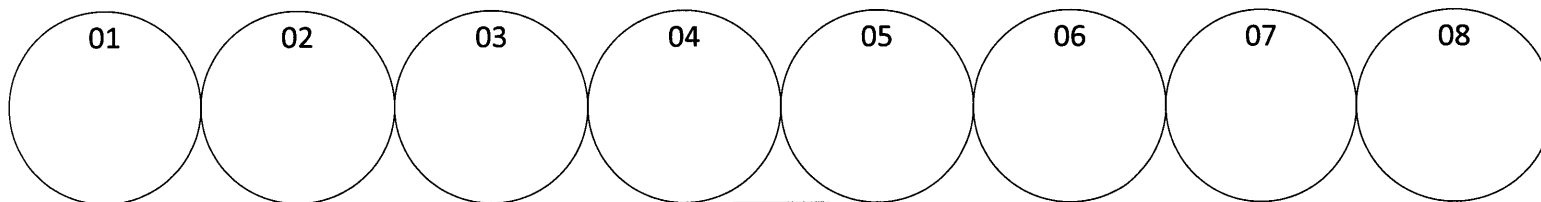
300' x 150' building split into  
2 bins. 74'wide, 300' long,  
peak height of 20',and 5' high  
on sidewalls

702

Central Valley Bean  
Pisek, ND  
Section P



Central Valley Bean  
Devils Lake receiving station  
East of Devils Lake  
By CHS Grain Terminal



Central Valley Bean  
Larimore receiving station  
Colocated at AVBean  
08/07/18 PH

REL 005  
14,926 bu

Central Valley Bean  
Wilton Farmers Elevator  
0257  
PH 08/07/18

001 4,958	002 4,958	003 4,958	004 4,958	005 4,000
--------------	--------------	--------------	--------------	--------------

Central Valley Bean  
Receiving Station Barlow  
0257  
PH 08/07/18

REB 001  
3,796