

Exam Date:05/23/2018

Sun Opta Grain & Feed
 P.O. Box 609
 Crookston, MN
 County:

Examiner: 1, 2

| Status | Section | Bin Number | Bin Type | Base Point | Diameter or Bu/Ft (Irreg). | | Side wall | Add for Hopper | Ded. for Obst. | Effective Depth | Add for Peak | Depth for Capac. | Bushels per Foot | Base Pack% | Bushel Capacity with Pack |
|--------|---------|------------|----------|------------|----------------------------|-------|-----------|----------------|----------------|-----------------|--------------|------------------|------------------|------------|---------------------------|
| | | | | | Length | Width | | | | | | | | | |

Facility: Grace City

Section: A

| | | | | | | | | | | | | | | | | |
|---|-----|-----------|------------------|--|--------|-------|-------|-------|------|------|--------|-------|------|--------|------|---------|
| A | 001 | Irregular | floor over bins | | 75.600 | 0.000 | 0.000 | 57.00 | 0.00 | 0.00 | 57.000 | 0.000 | 57.0 | 75.6 | 5.50 | 4,546 |
| A | 002 | Irregular | floor over bins | | 75.600 | 0.000 | 0.000 | 57.00 | 0.00 | 0.00 | 57.000 | 0.000 | 57.0 | 75.6 | 5.50 | 4,546 |
| A | 003 | Irregular | floor over bins | | 75.600 | 0.000 | 0.000 | 57.00 | 0.00 | 0.00 | 57.000 | 0.000 | 57.0 | 75.6 | 5.50 | 4,546 |
| A | 004 | Irregular | floor over bins | | 75.600 | 0.000 | 0.000 | 57.00 | 0.00 | 0.00 | 57.000 | 0.000 | 57.0 | 75.6 | 5.50 | 4,546 |
| A | 005 | Irregular | floor over bins | | 45.400 | 0.000 | 0.000 | 12.60 | 0.00 | 0.00 | 12.600 | 0.000 | 12.6 | 45.4 | 4.00 | 595 |
| A | 006 | Irregular | floor over bins | | 63.600 | 0.000 | 0.000 | 12.80 | 0.00 | 0.00 | 12.800 | 0.000 | 12.8 | 63.6 | 5.00 | 855 |
| A | 007 | Irregular | floor over bins | | 63.600 | 0.000 | 0.000 | 12.80 | 0.00 | 0.00 | 12.800 | 0.000 | 12.8 | 63.6 | 5.00 | 855 |
| A | 008 | Irregular | floor over bins | | 27.900 | 0.000 | 0.000 | 13.00 | 0.00 | 0.00 | 13.000 | 0.000 | 13.0 | 27.9 | 2.50 | 372 |
| A | 009 | Irregular | floor over bins | | 27.900 | 0.000 | 0.000 | 13.00 | 0.00 | 0.00 | 13.000 | 0.000 | 13.0 | 27.9 | 2.50 | 372 |
| A | 010 | Irregular | floor over bins | | 31.400 | 0.000 | 0.000 | 13.50 | 0.00 | 0.00 | 13.500 | 0.000 | 13.5 | 31.4 | 2.50 | 435 |
| A | 011 | Irregular | floor over bins | | 31.400 | 0.000 | 0.000 | 13.50 | 0.00 | 0.00 | 13.500 | 0.000 | 13.5 | 31.4 | 2.50 | 435 |
| A | 012 | Irregular | floor over bins | | 27.900 | 0.000 | 0.000 | 13.50 | 0.00 | 0.00 | 13.500 | 0.000 | 13.5 | 27.9 | 2.50 | 386 |
| A | 013 | Irregular | floor over bins | | 27.900 | 0.000 | 0.000 | 13.00 | 0.00 | 0.00 | 13.000 | 0.000 | 13.0 | 27.9 | 2.50 | 372 |
| A | 014 | Irregular | floor over bins | | 27.900 | 0.000 | 0.000 | 13.00 | 0.00 | 0.00 | 13.000 | 0.000 | 13.0 | 27.9 | 2.50 | 372 |
| A | 015 | Irregular | floor over bins | | 31.400 | 0.000 | 0.000 | 13.50 | 0.00 | 0.00 | 13.500 | 0.000 | 13.5 | 31.4 | 2.50 | 435 |
| A | 016 | Irregular | floor over bins | | 31.400 | 0.000 | 0.000 | 13.50 | 0.00 | 0.00 | 13.500 | 0.000 | 13.5 | 31.4 | 2.50 | 435 |
| A | 017 | Irregular | floor over bins | | 27.900 | 0.000 | 0.000 | 13.50 | 0.00 | 0.00 | 13.500 | 0.000 | 13.5 | 27.9 | 2.50 | 386 |
| A | 101 | Peaked | eave at sidewall | | 74.600 | 0.000 | 0.000 | 64.00 | 0.00 | 0.00 | 64.000 | 5.200 | 69.2 | 3513.6 | 10.0 | 267,455 |
| A | 102 | Peaked | eave at sidewall | | 15.000 | 0.000 | 0.000 | 14.50 | 0.00 | 0.00 | 14.500 | 0.900 | 15.4 | 142.1 | 5.50 | 2,308 |
| A | 103 | Peaked | eave at sidewall | | 15.000 | 0.000 | 0.000 | 26.00 | 0.00 | 0.00 | 26.000 | 0.900 | 26.9 | 142.1 | 5.50 | 4,032 |
| A | 110 | Peaked | eave at sidewall | | 15.000 | 0.000 | 0.000 | 22.50 | 0.00 | 0.00 | 22.500 | 0.900 | 23.4 | 142.1 | 5.50 | 3,508 |

Exam Date:05/23/2018

Sun Opta Grain & Feed
P.O. Box 609
Crookston, MN
County:

Page: 2

Examiner: 1, 2

| Status | Section | Bin Number | Bin Type | Base Point | Diameter or Bu/Ft (Irreg.) | Length | Width | Side wall | Add for Hopper | Ded. for Obst. | Effective Depth | Add for Peak | Depth for Capac. | Bushels per Foot | Base Pack% | Bushel Capacity with Pack |
|--------|---------|------------|----------|------------|-------------------------------|--------|-------|--------------|----------------------|----------------------|--------------------|--------------------|------------------------|------------------------|---------------|------------------------------|
|--------|---------|------------|----------|------------|-------------------------------|--------|-------|--------------|----------------------|----------------------|--------------------|--------------------|------------------------|------------------------|---------------|------------------------------|

Facility: Grace City

Section: A

| | | | | | | | | | | | | | | | | |
|---|-----|---------|------------------|--|--------|-------|-------|-------|------|------|--------|-------|------|---------|------|---------|
| A | 114 | Peaked | eave at sidewall | | 15.000 | 0.000 | 0.000 | 22.50 | 0.00 | 0.00 | 22.500 | 0.900 | 23.4 | 142.1 | 5.50 | 3,508 |
| A | 115 | Peaked | eave at sidewall | | 89.800 | 0.000 | 0.000 | 59.50 | 0.00 | 0.00 | 59.500 | 6.300 | 65.8 | 5091.2 | 10.0 | 368,501 |
| A | 116 | Peaked | eave at sidewall | | 74.600 | 0.000 | 0.000 | 64.00 | 0.00 | 0.00 | 64.000 | 5.200 | 69.2 | 3513.6 | 10.0 | 267,455 |
| A | 117 | Peaked | eave at sidewall | | 30.000 | 0.000 | 0.000 | 73.00 | 0.00 | 0.00 | 73.000 | 1.800 | 74.8 | 568.2 | 9.00 | 46,326 |
| A | 118 | Peaked | eave at sidewall | | 15.000 | 0.000 | 0.000 | 43.00 | 0.00 | 0.00 | 43.000 | 0.900 | 43.9 | 142.1 | 5.50 | 6,581 |
| A | 119 | Peaked | eave at sidewall | | 36.000 | 0.000 | 0.000 | 23.00 | 0.00 | 0.00 | 23.000 | 2.200 | 25.2 | 818.2 | 10.0 | 22,681 |
| A | 120 | Peaked | eave at sidewall | | 36.000 | 0.000 | 0.000 | 23.00 | 0.00 | 0.00 | 23.000 | 2.200 | 25.2 | 818.2 | 10.0 | 22,681 |
| A | 121 | Peaked | eave at sidewall | | 36.000 | 0.000 | 0.000 | 23.00 | 0.00 | 0.00 | 23.000 | 2.200 | 25.2 | 818.2 | 10.0 | 22,681 |
| A | 122 | Peaked | eave at sidewall | | 36.000 | 0.000 | 0.000 | 23.00 | 0.00 | 0.00 | 23.000 | 2.200 | 25.2 | 818.2 | 10.0 | 22,681 |
| A | 123 | Peaked | eave at sidewall | | 36.000 | 0.000 | 0.000 | 23.00 | 0.00 | 0.00 | 23.000 | 2.200 | 25.2 | 818.2 | 10.0 | 22,681 |
| A | 124 | Peaked | eave at sidewall | | 36.000 | 0.000 | 0.000 | 23.00 | 0.00 | 0.00 | 23.000 | 2.200 | 25.2 | 818.2 | 10.0 | 22,681 |
| A | 125 | Peaked | eave at sidewall | | 24.000 | 0.000 | 0.000 | 66.00 | 0.00 | 0.00 | 66.000 | 1.400 | 67.4 | 363.7 | 7.80 | 26,425 |
| A | 201 | Peaked | eave at sidewall | | 49.800 | 0.000 | 0.000 | 27.50 | 0.00 | 0.00 | 27.500 | 3.500 | 31.0 | 1565.8 | 10.0 | 53,394 |
| A | 202 | Peaked | eave at sidewall | | 49.800 | 0.000 | 0.000 | 27.50 | 0.00 | 0.00 | 27.500 | 3.500 | 31.0 | 1565.8 | 10.0 | 53,394 |
| A | 203 | Peaked | eave at sidewall | | 49.800 | 0.000 | 0.000 | 27.50 | 0.00 | 0.00 | 27.500 | 3.500 | 31.0 | 1565.8 | 10.0 | 53,394 |
| A | 204 | Peaked | eave at sidewall | | 49.800 | 0.000 | 0.000 | 27.50 | 0.00 | 0.00 | 27.500 | 3.500 | 31.0 | 1565.8 | 10.0 | 53,394 |
| A | 205 | Peaked | eave at sidewall | | 49.800 | 0.000 | 0.000 | 27.50 | 0.00 | 0.00 | 27.500 | 3.500 | 31.0 | 1565.8 | 10.0 | 53,394 |
| A | 206 | Peaked | eave at sidewall | | 49.800 | 0.000 | 0.000 | 27.50 | 0.00 | 0.00 | 27.500 | 3.500 | 31.0 | 1565.8 | 10.0 | 53,394 |
| A | 301 | Quonset | floor over bins | | 0.000 | 100.0 | 300.0 | 14.60 | 0.00 | 0.00 | 14.600 | 0.000 | 14.6 | 24077.4 | 10.0 | 386,684 |

Client ID: 3903

NDPSC Bin Capacity Chart

05/24/2018 09:01:28 AM

Exam Date:05/23/2018

Sun Opta Grain & Feed
P.O. Box 609
Crookston , MN
County:

Page: 3

Examiner: 1, 2

| Status | Section | Bin Number | Bin Type | Base Point | Diameter or Bu/Ft (Irreg.) | Length | Width | Side wall | Add for Hopper | Ded. for Obst. | Effective Depth | Add for Peak | Depth for Capac. | Bushels per Foot | Base Pack% | Bushel Capacity with Pack |
|--------|---------|------------|----------|------------|-------------------------------|--------|-------|--------------|----------------------|----------------------|--------------------|--------------------|------------------------|------------------------|---------------|------------------------------|
|--------|---------|------------|----------|------------|-------------------------------|--------|-------|--------------|----------------------|----------------------|--------------------|--------------------|------------------------|------------------------|---------------|------------------------------|

Bin count: 40

Facility: Grace City Section: A Total: 1,863,722

To Even: 1,864,000

Overall Licensed Bin Capacity for:

Sun Opta Grain & Feed

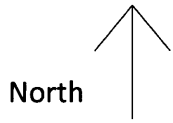
Bin count: 40

Licensed Capacity:
(includes pack)

1,863,722 Bu.


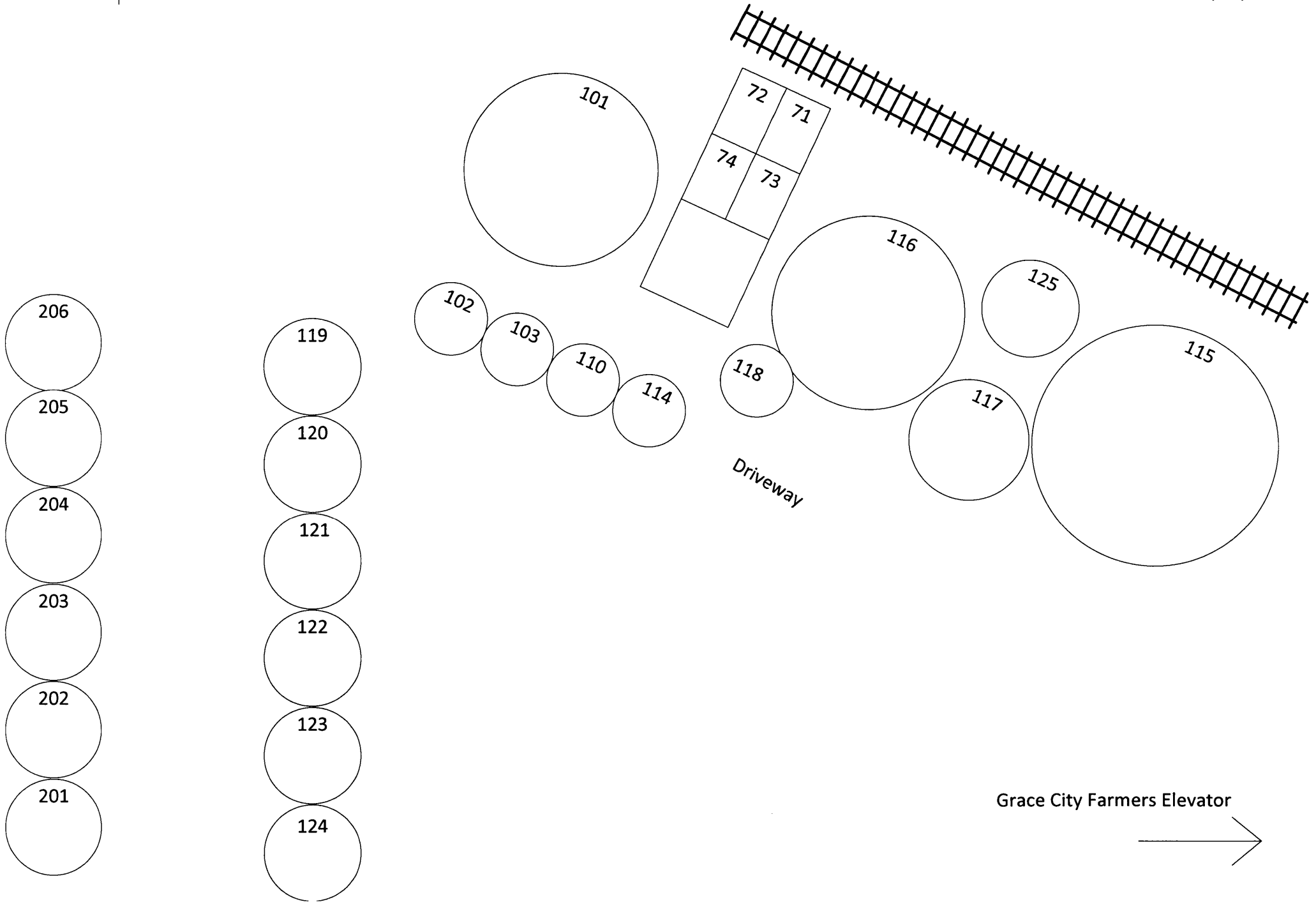
Licensed Capacity (to even):
(includes pack and section totals are
rounded up to next highest 1000)

1,864,000 Bu.

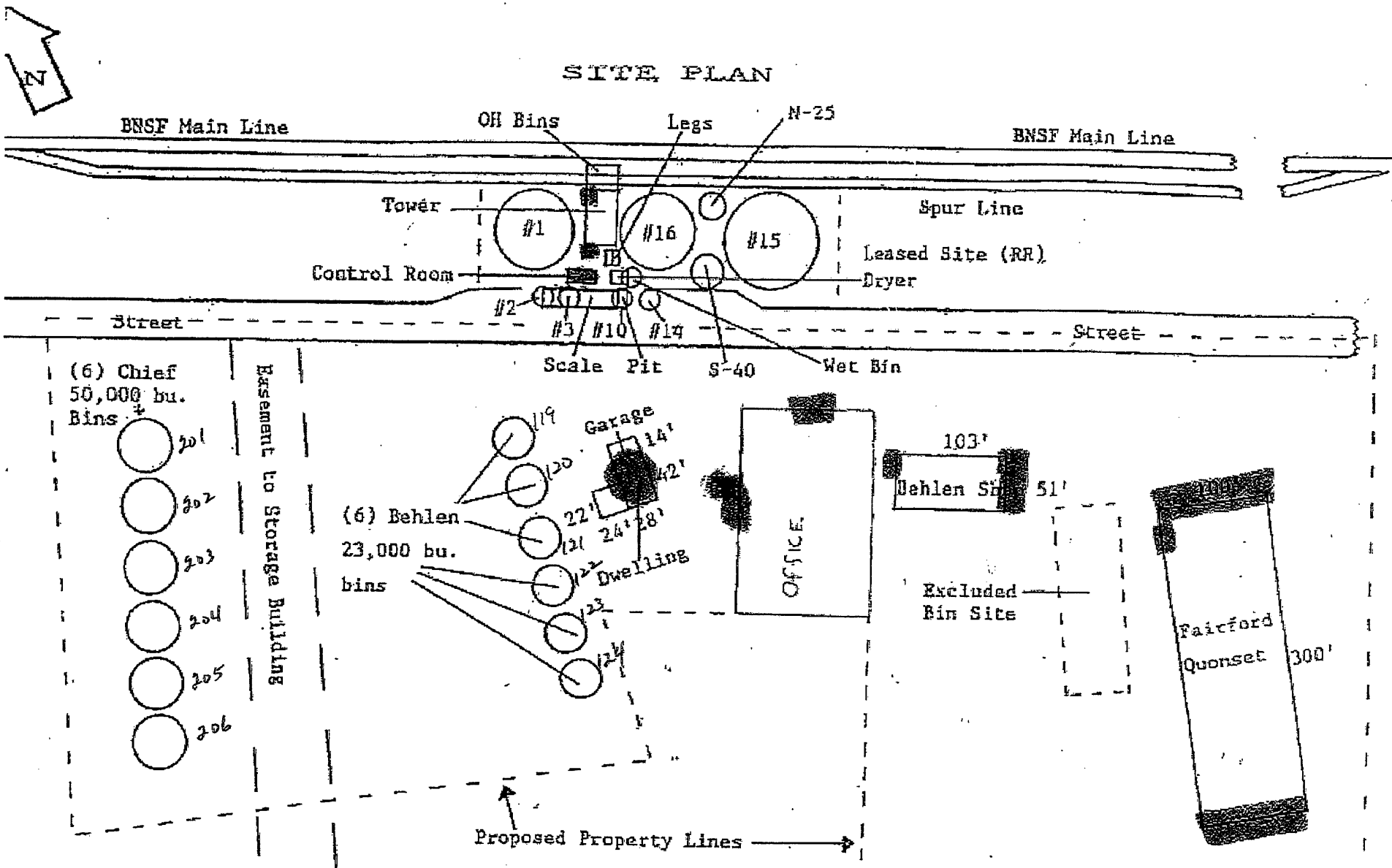


Sun Opta Grain & Foods Inc.
Grace City, ND
Corp #3903

Current
As of 6/29/17



SITE PLAN



NOTE: Not To Scale