

Exam Date:03/07/2019

Viterro USA, LLC

Page: 1

Examiner: 1

2625

Regina , ON

County:

Phone: 306-569-5148

CCC Number:

Location/Container Numbers/Comments	Section	Capacity
PART A - ADDITIONAL SPACE TO BE INCLUDED UNDER LICENSE		
101	N	82,374
102	N	82,374
103	N	82,374
104	N	82,374
105	N	82,374
106	N	82,374
107	N	3,234
		Total: 497,478

PART B - SPACE TO BE DELETED UNDER LICENSE

<NO BINS DELETED>

Total: 0**PART C - ALL SPACE TO BE INCLUDED UNDER LICENSE**

A	222,000
G	2,773,000
M-A	216,000
N	498,000
Total: 3,709,000	

PART D - TOTAL CAPACITY BY FUNCTIONAL UNIT

Grand Forks 1336	G	2,773,000
Minot 1242	M-A	216,000
Northgate 1353	N	498,000
Ray 1020	A	222,000
Total:		3,709,000

Exam Date:03/07/2019

Viterra USA, LLC

Page: 1

Examiner: 1

2625

Regina , ON

County:

Status	Section	Bin Number	Bin Type	Base Point	Diameter or Bu/Ft (Irreg.) Length	Width	Side wall	Add for Hopper	Ded. for Obst.	Effective Depth	Add for Peak	Depth for Capac.	Bushels per Foot	Base Pack%	Bushel Capacity with Pack
--------	---------	------------	----------	------------	---	-------	--------------	----------------------	----------------------	--------------------	--------------------	------------------------	------------------------	---------------	------------------------------

Facility: Grand Forks

Section: G

G	0010L		Irregular		64.900	8.985	8.985	19.00	0.00	0.00	19.000	0.000	19.0	64.9	5.00	1,295
G	0010U		Irregular		64.900	8.985	8.985	16.00	0.00	0.00	16.000	0.000	16.0	64.9	5.00	1,090
G	0011L		Irregular		60.800	8.697	8.697	19.50	0.00	0.00	19.500	0.000	19.5	60.8	4.80	1,243
G	0011U		Irregular		65.400	9.020	9.020	16.00	0.00	0.00	16.000	0.000	16.0	65.4	5.00	1,098
G	0012		Irregular		69.000	9.265	9.265	64.00	0.00	0.00	64.000	0.000	64.0	69.0	5.20	4,646
G	0016		Irregular		71.100	9.405	9.405	74.00	0.00	0.00	74.000	0.000	74.0	71.1	5.20	5,535
G	0024		Irregular		71.100	9.405	9.405	72.00	0.00	0.00	72.000	0.000	72.0	71.1	5.20	5,385
G	0083		Irregular		71.100	9.405	9.405	78.00	0.00	0.00	78.000	0.000	78.0	71.1	5.20	5,834
G	0085		Irregular		71.400	9.425	9.425	77.70	0.00	0.00	77.700	0.000	77.7	71.4	5.20	5,836
G	0086		Irregular		71.400	9.425	9.425	56.20	0.00	0.00	56.200	0.000	56.2	71.4	5.20	4,222
G	0094		Irregular		71.100	9.405	9.405	78.00	0.00	0.00	78.000	0.000	78.0	71.1	5.20	5,834
G	0095		Irregular		71.400	9.425	9.425	77.70	0.00	0.00	77.700	0.000	77.7	71.4	5.20	5,836
G	0096		Irregular		71.400	9.425	9.425	77.70	0.00	0.00	77.700	0.000	77.7	71.4	5.20	5,836
G	0101		Irregular		155.10	13.89	13.89	72.30	0.00	0.00	72.300	0.000	72.3	155.1	6.80	11,977
G	0102		Irregular		155.70	13.92	13.92	74.50	0.00	0.00	74.500	0.000	74.5	155.7	6.80	12,389
G	0103		Irregular		155.70	13.92	13.92	75.00	0.00	0.00	75.000	0.000	75.0	155.7	6.80	12,472
G	0104		Irregular		155.70	13.92	13.92	75.00	0.00	0.00	75.000	0.000	75.0	155.7	6.80	12,472
G	0105		Irregular		155.70	13.92	13.92	75.00	0.00	0.00	75.000	0.000	75.0	155.7	6.80	12,472
G	0106		Irregular		155.70	13.92	13.92	75.00	0.00	0.00	75.000	0.000	75.0	155.7	6.80	12,472
G	0107		Irregular		155.10	13.89	13.89	75.00	0.00	0.00	75.000	0.000	75.0	155.1	6.80	12,424
G	0108		Irregular		252.50	17.72	17.72	77.10	0.00	0.00	77.100	0.000	77.1	252.5	7.00	20,831

Exam Date:03/07/2019

Viterra USA, LLC
2625
Regina , ON
County:

Page: 2

Examiner: 1

Status	Section	Bin Number	Bin Type	Base Point	Diameter or Bu/Ft (Irreg.)	Length	Width	Side wall	Add for Hopper	Ded. for Obst.	Effective Depth	Add for Peak	Depth for Capac.	Bushels per Foot	Base Pack%	Bushel Capacity with Pack
--------	---------	------------	----------	------------	-------------------------------	--------	-------	--------------	----------------------	----------------------	--------------------	--------------------	------------------------	------------------------	---------------	------------------------------

Facility: Grand Forks

Section: G

G	0109		Irregular		252.50	17.72	17.72	77.10	0.00	0.00	77.100	0.000	77.1	252.5	7.00	20,831
G	0110B		Irregular		240.10	17.28	17.28	56.00	0.00	0.00	56.000	0.000	56.0	240.1	7.00	14,387
G	0110T		Irregular		252.50	17.72	17.72	21.10	0.00	0.00	21.100	0.000	21.1	252.5	7.00	5,701
G	0111		Irregular		252.50	17.72	17.72	77.10	0.00	0.00	77.100	0.000	77.1	252.5	7.00	20,831
G	0112		Irregular		252.50	17.72	17.72	77.10	0.00	0.00	77.100	0.000	77.1	252.5	7.00	20,831
G	0113B		Irregular		240.10	17.28	17.28	56.00	0.00	0.00	56.000	0.000	56.0	240.1	7.00	14,387
G	0113T		Irregular		252.50	17.72	17.72	21.10	0.00	0.00	21.100	0.000	21.1	252.5	7.00	5,701
G	0202		Irregular		156.00	13.93	13.93	77.60	0.00	0.00	77.600	0.000	77.6	156.0	6.80	12,929
G	0203		Irregular		156.00	13.93	13.93	78.50	0.00	0.00	78.500	0.000	78.5	156.0	6.80	13,079
G	0204		Irregular		156.00	13.93	13.93	78.50	0.00	0.00	78.500	0.000	78.5	156.0	6.80	13,079
G	0205		Irregular		156.00	13.93	13.93	78.50	0.00	0.00	78.500	0.000	78.5	156.0	6.80	13,079
G	0206		Irregular		156.00	13.93	13.93	78.50	0.00	0.00	78.500	0.000	78.5	156.0	6.80	13,079
G	0207		Irregular		156.00	13.93	13.93	78.50	0.00	0.00	78.500	0.000	78.5	156.0	6.80	13,079
G	0209		Irregular		182.70	15.08	15.08	77.80	0.00	0.00	77.800	0.000	77.8	182.7	7.00	15,209
G	0210		Irregular		182.70	15.08	15.08	77.80	0.00	0.00	77.800	0.000	77.8	182.7	7.00	15,209
G	0211		Irregular		182.70	15.08	15.08	77.80	0.00	0.00	77.800	0.000	77.8	182.7	7.00	15,209
G	0212		Irregular		182.70	15.08	15.08	77.80	0.00	0.00	77.800	0.000	77.8	182.7	7.00	15,209
G	0213		Irregular		182.70	15.08	15.08	77.80	0.00	0.00	77.800	0.000	77.8	182.7	7.00	15,209
G	0301		Irregular		155.70	13.92	13.92	75.00	0.00	0.00	75.000	0.000	75.0	155.7	6.80	12,472
G	0302		Irregular		156.00	13.93	13.93	75.00	0.00	0.00	75.000	0.000	75.0	156.0	6.80	12,496
G	0303		Irregular		156.00	13.93	13.93	75.00	0.00	0.00	75.000	0.000	75.0	156.0	6.80	12,496

Exam Date:03/07/2019

Viterra USA, LLC

Page: 3

Examiner: 1

2625

Regina , ON

County:

Status	Section	Bin Number	Bin Type	Base Point	Diameter or Bu/Ft (Irreg.) Length	Width	Side wall	Add for Hopper	Ded. for Obst.	Effective Depth	Add for Peak	Depth for Capac.	Bushels per Foot	Base Pack%	Bushel Capacity with Pack
--------	---------	------------	----------	------------	---	-------	--------------	----------------------	----------------------	--------------------	--------------------	------------------------	------------------------	---------------	------------------------------

Facility: Grand Forks

Section: G

G	0304	Irregular	156.00	13.93	13.93	75.00	0.00	0.00	75.000	0.000	75.0	156.0	6.80	12,496
G	0305	Irregular	156.00	13.93	13.93	75.00	0.00	0.00	75.000	0.000	75.0	156.0	6.80	12,496
G	0306	Irregular	156.00	13.93	13.93	75.00	0.00	0.00	75.000	0.000	75.0	156.0	6.80	12,496
G	0307	Irregular	155.70	13.92	13.92	75.00	0.00	0.00	75.000	0.000	75.0	155.7	6.80	12,472
G	0308	Irregular	252.50	17.72	17.72	77.80	0.00	0.00	77.800	0.000	77.8	252.5	7.00	21,020
G	0309	Irregular	252.50	17.72	17.72	77.80	0.00	0.00	77.800	0.000	77.8	252.5	7.00	21,020
G	0310	Irregular	252.50	17.72	17.72	77.80	0.00	0.00	77.800	0.000	77.8	252.5	7.00	21,020
G	0311	Irregular	252.50	17.72	17.72	77.80	0.00	0.00	77.800	0.000	77.8	252.5	7.00	21,020
G	0312	Irregular	252.50	17.72	17.72	77.80	0.00	0.00	77.800	0.000	77.8	252.5	7.00	21,020
G	0313	Irregular	252.50	17.72	17.72	77.80	0.00	0.00	77.800	0.000	77.8	252.5	7.00	21,020
G	0402	Irregular	156.00	13.93	13.93	78.00	0.00	0.00	78.000	0.000	78.0	156.0	6.80	12,995
G	0403	Irregular	156.00	13.93	13.93	78.50	0.00	0.00	78.500	0.000	78.5	156.0	6.80	13,079
G	0404	Irregular	156.00	13.93	13.93	78.50	0.00	0.00	78.500	0.000	78.5	156.0	6.80	13,079
G	0405	Irregular	156.00	13.93	13.93	78.50	0.00	0.00	78.500	0.000	78.5	156.0	6.80	13,079
G	0406	Irregular	156.00	13.93	13.93	78.50	0.00	0.00	78.500	0.000	78.5	156.0	6.80	13,079
G	0407	Irregular	156.00	13.93	13.93	78.50	0.00	0.00	78.500	0.000	78.5	156.0	6.80	13,079
G	0409	Irregular	182.70	15.08	15.08	77.80	0.00	0.00	77.800	0.000	77.8	182.7	7.00	15,209
G	0410	Irregular	182.70	15.08	15.08	77.80	0.00	0.00	77.800	0.000	77.8	182.7	7.00	15,209
G	0411	Irregular	182.70	15.08	15.08	77.80	0.00	0.00	77.800	0.000	77.8	182.7	7.00	15,209
G	0412	Irregular	182.70	15.08	15.08	77.80	0.00	0.00	77.800	0.000	77.8	182.7	7.00	15,209
G	0413	Irregular	182.70	15.08	15.08	77.80	0.00	0.00	77.800	0.000	77.8	182.7	7.00	15,209

Exam Date:03/07/2019

Viterra USA, LLC
2625
Regina , ON
County:

Examiner: 1

Status	Section	Bin Number	Bin Type	Base Point	Diameter or Bu/Ft (Irreg.)	Length	Width	Side wall	Add for Hopper	Ded. for Obst.	Effective Depth	Add for Peak	Depth for Capac.	Bushels per Foot	Base Pack%	Bushel Capacity with Pack
--------	---------	------------	----------	------------	-------------------------------	--------	-------	--------------	----------------------	----------------------	--------------------	--------------------	------------------------	------------------------	---------------	------------------------------

Facility: Grand Forks

Section: G

G	0501		Irregular		155.10	13.89	13.89	74.90	0.00	0.00	74.900	0.000	74.9	155.1	6.80	12,407
G	0502		Irregular		155.70	13.92	13.92	75.00	0.00	0.00	75.000	0.000	75.0	155.7	6.80	12,472
G	0503		Irregular		155.70	13.92	13.92	75.00	0.00	0.00	75.000	0.000	75.0	155.7	6.80	12,472
G	0504		Irregular		155.70	13.92	13.92	75.00	0.00	0.00	75.000	0.000	75.0	155.7	6.80	12,472
G	0505		Irregular		155.70	13.92	13.92	75.00	0.00	0.00	75.000	0.000	75.0	155.7	6.80	12,472
G	0506		Irregular		155.70	13.92	13.92	75.00	0.00	0.00	75.000	0.000	75.0	155.7	6.80	12,472
G	0507		Irregular		155.10	13.89	13.89	75.00	0.00	0.00	75.000	0.000	75.0	155.1	6.80	12,424
G	0508		Irregular		252.50	17.72	17.72	77.10	0.00	0.00	77.100	0.000	77.1	252.5	7.00	20,831
G	0509B		Irregular		240.10	17.28	17.28	56.00	0.00	0.00	56.000	0.000	56.0	240.1	7.00	14,387
G	0509T		Irregular		252.50	17.72	17.72	21.10	0.00	0.00	21.100	0.000	21.1	252.5	7.00	5,701
G	0510		Irregular		252.50	17.72	17.72	77.10	0.00	0.00	77.100	0.000	77.1	252.5	7.00	20,831
G	0511		Irregular		252.50	17.72	17.72	77.10	0.00	0.00	77.100	0.000	77.1	252.5	7.00	20,831
G	0512B		Irregular		240.10	17.28	17.28	56.00	0.00	0.00	56.000	0.000	56.0	240.1	7.00	14,387
G	0512T		Irregular		252.50	17.72	17.72	21.10	0.00	0.00	21.100	0.000	21.1	252.5	7.00	5,701
G	0513		Irregular		252.50	17.72	17.72	77.10	0.00	0.00	77.100	0.000	77.1	252.5	7.00	20,831
G	1004		Irregular		24115	173.2	173.2	24.00	0.00	0.00	24.000	0.000	24.0	24114.6	10.0	636,625
G	2001B		Round		258.65	0.000	0.000	5.500	0.00	0.00	5.500	0.000	5.5	42237.1	10.0	255,534
G	2001T		Peaked		263.00	0.000	0.000	0.010	0.00	0.00	0.010	18.40	18.4	43669.8	10.0	883,876

Bin count: 81

Facility: Grand Forks Section: G Total: **2,772,942**

To Even: **2,773,000**

Exam Date:03/07/2019

Viterra USA, LLC
2625
Regina , ON
County:

Page: 5

Status	Section	Bin Number	Bin Type	Base Point	Diameter or Bu/Ft (Irreg).		Side wall	Add for Hopper	Ded. for Obst.	Effective Depth	Add for Peak	Depth for Capac.	Bushels per Foot	Base Pack%	Bushel Capacity with Pack	
					Length	Width										
<u>Facility: Minot</u>																
<u>Section: M-A</u>																
	M-A	002	Irregular	floor over bins	26.200	0.000	0.000	58.00	0.00	0.00	58.000	0.000	58.0	26.2	2.50	1,558
	M-A	003	Irregular	floor over bins	35.100	0.000	0.000	58.00	0.00	0.00	58.000	0.000	58.0	35.1	3.00	2,097
	M-A	004 T	Irregular	floor over bins	19.000	0.000	0.000	18.00	0.00	0.00	18.000	0.000	18.0	19.0	2.00	349
	M-A	004B	Irregular	floor over bin T18'	25.600	0.000	0.000	41.00	0.00	0.00	41.000	0.000	41.0	25.6	2.50	1,076
	M-A	005 T	Irregular	floor over bin	47.800	0.000	0.000	58.00	0.00	0.00	58.000	0.000	58.0	47.8	4.00	2,883
	M-A	005B	Irregular	floor over bin T58'	78.000	0.000	0.000	17.00	0.00	0.00	17.000	0.000	17.0	78.0	5.50	1,399
	M-A	006	Irregular	floor over bin	22.700	0.000	0.000	60.00	0.00	0.00	60.000	0.000	60.0	22.7	2.00	1,389
	M-A	007	Irregular	floor over bin	30.900	0.000	0.000	60.00	0.00	0.00	60.000	0.000	60.0	30.9	2.50	1,900
	M-A	009	Irregular	floor over bin	28.300	0.000	0.000	60.00	0.00	0.00	60.000	0.000	60.0	28.3	2.50	1,740
	M-A	010	Irregular	floor over bin	20.800	0.000	0.000	60.00	0.00	0.00	60.000	0.000	60.0	20.8	2.00	1,273
	M-A	011 T	Irregular	floor over bin	47.300	0.000	0.000	57.00	0.00	0.00	57.000	0.000	57.0	47.3	4.00	2,804
	M-A	011B	Irregular	floor over bin T57'	78.000	0.000	0.000	18.00	0.00	0.00	18.000	0.000	18.0	78.0	5.50	1,481
	M-A	012 T	Irregular	floor over bin	8.000	0.000	0.000	18.00	0.00	0.00	18.000	0.000	18.0	8.0	2.00	147
	M-A	012B	Irregular	floor over bin T18'	12.800	0.000	0.000	41.00	0.00	0.00	41.000	0.000	41.0	12.8	2.00	536
	M-A	014	Irregular	floor over bin	34.800	0.000	0.000	57.00	0.00	0.00	57.000	0.000	57.0	34.8	3.00	2,044
	M-A	015	Irregular	floor over bin	29.600	0.000	0.000	58.00	0.00	0.00	58.000	0.000	58.0	29.6	2.50	1,760
	M-A	016	Irregular	floor over bin	30.300	0.000	0.000	58.00	0.00	0.00	58.000	0.000	58.0	30.3	2.50	1,801
	M-A	018	Irregular	floor over bin	34.800	0.000	0.000	57.00	0.00	0.00	57.000	0.000	57.0	34.8	3.00	2,044
	M-A	019 T	Irregular	floor over bin	5.100	0.000	0.000	18.00	0.00	0.00	18.000	0.000	18.0	5.1	2.00	94
	M-A	019B	Irregular	floor over bin T18'	14.500	0.000	0.000	41.00	0.00	0.00	41.000	0.000	41.0	14.5	2.00	607
	M-A	021	Irregular	floor over bin	20.800	0.000	0.000	60.00	0.00	0.00	60.000	0.000	60.0	20.8	2.00	1,273

Exam Date:03/07/2019

Viterra USA, LLC
2625
Regina , ON
County:

Page: 6

Examiner: 1

Status	Section	Bin Number	Bin Type	Base Point	Diameter or Bu/Ft (Irreg).	Length	Width	Side wall	Add for Hopper	Ded. for Obst.	Effective Depth	Add for Peak	Depth for Capac.	Bushels per Foot	Base Pack%	Bushel Capacity with Pack
--------	---------	------------	----------	------------	-------------------------------	--------	-------	--------------	----------------------	----------------------	--------------------	--------------------	------------------------	------------------------	---------------	------------------------------

Facility: Minot

Section: M-A

M-A	022		Irregular	floor over bin	28.700	0.000	0.000	60.00	0.00	0.00	60.000	0.000	60.0	28.7	2.50	1,765
M-A	023		Irregular	floor over bin	31.400	0.000	0.000	60.00	0.00	0.00	60.000	0.000	60.0	31.4	2.50	1,931
M-A	024		Irregular	floor over bin	22.700	0.000	0.000	60.00	0.00	0.00	60.000	0.000	60.0	22.7	2.00	1,389
M-A	025 T		Irregular	floor over bin	48.600	0.000	0.000	57.00	0.00	0.00	57.000	0.000	57.0	48.6	4.20	2,886
M-A	025B		Irregular	floor over bin T57'	78.000	0.000	0.000	18.00	0.00	0.00	18.000	0.000	18.0	78.0	5.50	1,481
M-A	026 T		Irregular	floor over bin	14.400	0.000	0.000	18.00	0.00	0.00	18.000	0.000	18.0	14.4	2.00	264
M-A	026B		Irregular	floor over bin	28.900	0.000	0.000	41.00	0.00	0.00	41.000	0.000	41.0	28.9	2.50	1,215
M-A	028		Irregular	floor over bin	35.100	0.000	0.000	57.00	0.00	0.00	57.000	0.000	57.0	35.1	3.00	2,061
M-A	030 T		Irregular	floor over bin	30.700	0.000	0.000	48.00	0.00	0.00	48.000	0.000	48.0	30.7	2.50	1,511
M-A	030CB		Irregular	floor over bin	35.100	0.000	0.000	10.00	0.00	0.00	10.000	0.000	10.0	35.1	3.00	362
M-A	101 T		Irregular	floor over bin	131.00	0.000	0.000	55.00	0.00	0.00	55.000	0.000	55.0	131.0	6.50	7,673
M-A	101B		Irregular	floor over bin T55'	110.00	0.000	0.000	8.000	0.00	0.00	8.000	0.000	8.0	110.0	6.20	935
M-A	102 T		Irregular	floor over bin	132.20	0.000	0.000	55.00	0.00	0.00	55.000	0.000	55.0	132.2	6.50	7,744
M-A	102B		Irregular	floor over bin T55'	110.90	0.000	0.000	8.000	0.00	0.00	8.000	0.000	8.0	110.9	6.20	942
M-A	103 T		Irregular	floor over bin	132.20	0.000	0.000	55.00	0.00	0.00	55.000	0.000	55.0	132.2	6.50	7,744
M-A	103B		Irregular	floor over bin T55'	110.90	0.000	0.000	8.000	0.00	0.00	8.000	0.000	8.0	110.9	6.20	942
M-A	104 T		Irregular	floor over bin	133.30	0.000	0.000	55.00	0.00	0.00	55.000	0.000	55.0	133.3	6.50	7,809
M-A	104B		Irregular	floor over bin T55'	111.90	0.000	0.000	8.000	0.00	0.00	8.000	0.000	8.0	111.9	6.20	950
M-A	105 T		Irregular	floor over bin	133.30	0.000	0.000	55.00	0.00	0.00	55.000	0.000	55.0	133.3	6.50	7,809
M-A	105B		Irregular	floor over bin T55'	111.90	0.000	0.000	8.000	0.00	0.00	8.000	0.000	8.0	111.9	6.20	950
M-A	106 T		Irregular	floor over bin	129.90	0.000	0.000	55.00	0.00	0.00	55.000	0.000	55.0	129.9	6.50	7,609

Exam Date:03/07/2019

Viterra USA, LLC
2625
Regina , ON
County:

Page: 7

Examiner: 1

Status	Section	Bin Number	Bin Type	Base Point	Diameter or Bu/Ft (Irreg).		Length	Width	Side wall	Add for Hopper	Ded. for Obst.	Effective Depth	Add for Peak	Depth for Capac.	Bushels per Foot	Base Pack%	Bushel Capacity with Pack
--------	---------	------------	----------	------------	-------------------------------	--	--------	-------	--------------	----------------------	----------------------	--------------------	--------------------	------------------------	------------------------	---------------	------------------------------

Facility: Minot

Section: M-A

M-A	106B	Irregular	floor over bin T55'	109.00	0.000	0.000	8.000	0.00	0.00	8.000	0.000	8.0	109.0	6.20	926
M-A	107 T	Irregular	floor over bin	129.90	0.000	0.000	55.00	0.00	0.00	55.000	0.000	55.0	129.9	6.50	7,609
M-A	107B	Irregular	floor over bin T55'	109.00	0.000	0.000	8.000	0.00	0.00	8.000	0.000	8.0	109.0	6.20	926
M-A	108 T	Irregular	floor over bin	133.30	0.000	0.000	55.00	0.00	0.00	55.000	0.000	55.0	133.3	6.50	7,809
M-A	108B	Irregular	floor over bin T55'	111.90	0.000	0.000	8.000	0.00	0.00	8.000	0.000	8.0	111.9	6.20	950
M-A	109 T	Irregular	floor over bin	133.30	0.000	0.000	55.00	0.00	0.00	55.000	0.000	55.0	133.3	6.50	7,809
M-A	109B	Irregular	floor over bin	111.90	0.000	0.000	8.000	0.00	0.00	8.000	0.000	8.0	111.9	6.20	950
M-A	110 T	Irregular	floor over bin	132.20	0.000	0.000	55.00	0.00	0.00	55.000	0.000	55.0	132.2	6.50	7,744
M-A	110B	Irregular	floor over bin T55'	110.90	0.000	0.000	8.000	0.00	0.00	8.000	0.000	8.0	110.9	6.20	942
M-A	111 T	Irregular	floor over bin	132.20	0.000	0.000	55.00	0.00	0.00	55.000	0.000	55.0	132.2	6.50	7,744
M-A	111B	Irregular	floor over bin T55'	110.90	0.000	0.000	8.000	0.00	0.00	8.000	0.000	8.0	110.9	6.20	942
M-A	112 T	Irregular	floor over bin	131.00	0.000	0.000	55.00	0.00	0.00	55.000	0.000	55.0	131.0	6.50	7,673
M-A	112B	Irregular	floor over bin T55'	110.00	0.000	0.000	8.000	0.00	0.00	8.000	0.000	8.0	110.0	6.20	935
M-A	201	Peaked	top sidewall	16.000	0.000	0.000	15.00	2.30	0.00	17.300	1.000	18.3	161.6	5.80	3,129
M-A	202	Peaked	top sidewall	16.000	0.000	0.000	15.00	2.30	0.00	17.300	1.000	18.3	161.6	5.80	3,129
M-A	203	Peaked	top sidewall	15.500	0.000	0.000	15.00	2.30	0.00	17.300	0.900	18.2	151.7	5.50	2,913
M-A	204	Peaked	top sidewall	13.500	0.000	0.000	15.00	2.30	0.00	17.300	0.800	18.1	115.1	5.20	2,191
M-A	205	Peaked	top sidewall	13.500	0.000	0.000	15.00	2.30	0.00	17.300	0.800	18.1	115.1	5.20	2,191
M-A	206	Peaked	top sidewall	16.000	0.000	0.000	15.00	2.30	0.00	17.300	1.000	18.3	161.6	5.80	3,129
M-A	207	Peaked	top sidewall	17.000	0.000	0.000	15.00	2.00	0.00	17.000	1.000	18.0	182.5	5.80	3,476
M-A	208	Peaked	top sidewall	17.000	0.000	0.000	15.00	2.00	0.00	17.000	1.000	18.0	182.5	5.80	3,476

Exam Date:03/07/2019

Viterra USA, LLC
2625
Regina , ON
County:

Examiner: 1

Status	Section	Bin Number	Bin Type	Base Point	Diameter or Bu/Ft (Irreg.)		Side wall	Add for Hopper	Ded. for Obst.	Effective Depth	Add for Peak	Depth for Capac.	Bushels per Foot	Base Pack%	Bushel Capacity with Pack
					Length	Width									

Facility: Minot

Section: M-A

M-A	209	Peaked	top sidewall	16.000	0.000	0.000	20.00	2.00	0.00	22.000	1.000	23.0	161.6	5.80	3,933
M-A	210	Peaked	top sidewall	16.000	0.000	0.000	20.00	2.00	0.00	22.000	1.000	23.0	161.6	5.80	3,933
M-A	229	Peaked	top sidewall	16.000	0.000	0.000	24.00	2.30	0.00	26.300	1.000	27.3	161.6	5.80	4,668
M-A	300	Flat	bagged storage	0.000	124.0	80.00	2.650	0.00	0.00	2.650	0.000	2.7	7974.3	10.0	23,684
M-A	H-15	Peaked	top sidewall	16.000	0.000	0.000	15.00	2.30	0.00	17.300	1.000	18.3	161.6	5.80	3,129
M-A	H-16	Peaked	top sidewall	16.000	0.000	0.000	15.00	2.30	0.00	17.300	1.000	18.3	161.6	5.80	3,129

Bin count: 69

Facility: Minot Section: M-A Total: 215,296

To Even: 216,000

Exam Date:03/07/2019

Viterra USA, LLC
2625
Regina , ON
County:

Page: 9

Examiner: 1

Status	Section	Bin Number	Bin Type	Base Point	Diameter or Bu/Ft (Irreg.) Length	Width	Side wall	Add for Hopper	Ded. for Obst.	Effective Depth	Add for Peak	Depth for Capac.	Bushels per Foot	Base Pack%	Bushel Capacity with Pack
--------	---------	------------	----------	------------	---	-------	--------------	----------------------	----------------------	--------------------	--------------------	------------------------	------------------------	---------------	------------------------------

Facility: Northgate

Section: N

Added	N	101	Peaked	eave	49.000	43.60	43.60	46.00	0.00	0.00	46.000	3.400	49.4	1515.9	10.0	82,374
Added	N	102	Peaked	eave	49.000	43.60	43.60	46.00	0.00	0.00	46.000	3.400	49.4	1515.9	10.0	82,374
Added	N	103	Peaked	eave	49.000	43.60	43.60	46.00	0.00	0.00	46.000	3.400	49.4	1515.9	10.0	82,374
Added	N	104	Peaked	eave	49.000	43.60	43.60	46.00	0.00	0.00	46.000	3.400	49.4	1515.9	10.0	82,374
Added	N	105	Peaked	eave	49.000	43.60	43.60	46.00	0.00	0.00	46.000	3.400	49.4	1515.9	10.0	82,374
Added	N	106	Peaked	eave	49.000	43.60	43.60	46.00	0.00	0.00	46.000	3.400	49.4	1515.9	10.0	82,374
Added	N	107	Irregular	eave	161.60	14.18	14.18	18.70	0.00	0.00	18.700	0.000	18.7	161.6	7.00	3,234

Bin count: 7

Facility: Northgate Section: N Total: **497,478**

To Even: **498,000**

Exam Date:03/07/2019

Viterrra USA, LLC
2625
Regina , ON
County:

Page: 10

Examiner: 1

Status	Section	Bin Number	Bin Type	Base Point	Diameter or Bu/Ft (Irreg).		Side wall	Add for Hopper	Ded. for Obst.	Effective Depth	Add for Peak	Depth for Capac.	Bushels per Foot	Base Pack%	Bushel Capacity with Pack	
					Length	Width										
<u>Facility: Ray</u>																
<u>Section: A</u>																
	A	002	Square	work floor	0.000	11.60	6.300	51.00	0.00	0.00	51.000	0.000	51.0	58.7	4.80	3,138
	A	003	Square	work floor	0.000	11.30	3.600	47.00	0.00	0.00	47.000	0.000	47.0	32.7	2.50	1,575
	A	004	Square	work floor	0.000	11.30	13.00	70.00	0.00	0.00	70.000	0.000	70.0	118.1	6.20	8,780
	A	005	Square	work floor	0.000	11.60	13.00	70.00	0.00	0.00	70.000	0.000	70.0	121.2	6.50	9,035
	A	006	Square	work floor	0.000	13.30	13.00	70.00	0.00	0.00	70.000	0.000	70.0	139.0	6.50	10,362
	A	010 T	Square	work floor -scale with-in bin	0.000	13.30	6.300	16.00	0.00	7.50	8.500	0.000	8.5	67.4	5.20	603
	A	010 M	Square	work floor T16'	0.000	13.30	6.300	33.50	0.00	0.00	33.500	0.000	33.5	67.4	5.20	2,375
	A	010 B	Square	work floor T16' M33.5'	0.000	6.800	6.300	3.000	0.00	0.00	3.000	0.000	3.0	34.4	3.00	106
	A	010H	Square	work floor T16' M33.5' B3'	0.000	6.500	6.300	2.000	0.00	0.00	2.000	0.000	2.0	32.9	2.50	68
	A	012 T	Square	work floor	0.000	13.30	6.300	49.50	0.00	0.00	49.500	0.000	49.5	67.4	5.20	3,509
	A	012 B	Square	work floor T49.5'	0.000	6.800	6.300	3.000	0.00	0.00	3.000	0.000	3.0	34.4	3.00	106
	A	012H	Square	work floor T49.5' B3' bin12	0.000	6.500	6.300	2.000	0.00	0.00	2.000	0.000	2.0	32.9	2.50	68
	A	014	Square	work floor	0.000	13.30	13.00	70.00	0.00	0.00	70.000	0.000	70.0	139.0	6.50	10,362
	A	015	Square	work floor	0.000	11.60	13.00	70.00	0.00	0.00	70.000	0.000	70.0	121.2	6.50	9,035
	A	017	Square	work floor	0.000	11.30	13.00	70.00	0.00	0.00	70.000	0.000	70.0	118.1	6.20	8,780
	A	018	Square	work floor	0.000	3.900	9.100	50.00	0.00	0.00	50.000	0.000	50.0	28.5	2.50	1,461
	A	020	Square	work floor	0.000	11.60	6.300	51.00	0.00	0.00	51.000	0.000	51.0	58.7	4.80	3,138
	A	101	Square	bottom of door	0.000	7.000	11.50	31.00	0.00	0.00	31.000	0.000	31.0	64.7	5.00	2,106
	A	102	Square	bottom of door	0.000	7.000	11.50	23.00	0.00	0.00	23.000	0.000	23.0	64.7	5.00	1,562
	A	103 A	Square	bottom of door A is top Bin	0.000	6.000	11.50	2.000	0.00	0.00	2.000	0.000	2.0	55.5	4.80	116
	A	103 B	Square	bottom of door A is top Bin	0.000	10.00	11.50	2.000	0.00	0.00	2.000	0.000	2.0	92.4	5.80	196

Exam Date:03/07/2019

Viterra USA, LLC
2625
Regina , ON
County:

Page: 11

Examiner: 1

Status	Section	Bin Number	Bin Type	Base Point	Diameter or Bu/Ft (Irreg.)	Length	Width	Side wall	Add for Hopper	Ded. for Obst.	Effective Depth	Add for Peak	Depth for Capac.	Bushels per Foot	Base Pack%	Bushel Capacity with Pack
--------	---------	------------	----------	------------	-------------------------------	--------	-------	--------------	----------------------	----------------------	--------------------	--------------------	------------------------	------------------------	---------------	------------------------------

Facility: Ray

Section: A

A	103	C	Square	bottom of door A is top Bin	0.000	14.00	11.50	2.000	0.00	0.00	2.000	0.000	2.0	129.4	6.50	276
A	103	D	Square	bottom of door A is top Bin	0.000	18.00	11.50	2.000	0.00	0.00	2.000	0.000	2.0	166.4	7.00	356
A	103E		Square	bottom of door A is top Bin	0.000	22.00	11.50	3.000	0.00	0.00	3.000	0.000	3.0	203.4	7.00	653
A	105	A	Square	bottom of door A is top Bin	0.000	6.000	11.50	2.000	0.00	0.00	2.000	0.000	2.0	55.5	4.80	116
A	105	B	Square	bottom of door A is top Bin	0.000	10.00	11.50	2.000	0.00	0.00	2.000	0.000	2.0	92.4	5.80	196
A	105	C	Square	bottom of door A is top Bin	0.000	14.00	11.50	2.000	0.00	0.00	2.000	0.000	2.0	129.4	6.50	276
A	105	D	Square	bottom of door A is top Bin	0.000	18.00	11.50	2.000	0.00	0.00	2.000	0.000	2.0	166.4	7.00	356
A	105E		Square	bottom of door A is top Bin	0.000	22.00	11.50	3.000	0.00	0.00	3.000	0.000	3.0	203.4	7.00	653
A	106		Square	bottom of door	0.000	7.000	11.50	23.00	0.00	0.00	23.000	0.000	23.0	64.7	5.00	1,562
A	107	A	Square	bottom of door A is top Bin	0.000	6.000	7.500	2.000	0.00	0.00	2.000	0.000	2.0	36.2	3.00	74
A	107	B	Square	bottom of door A is top Bin	0.000	10.00	7.500	2.000	0.00	0.00	2.000	0.000	2.0	60.3	4.80	127
A	107	C	Square	bottom of door A is top Bin	0.000	14.00	7.500	2.000	0.00	0.00	2.000	0.000	2.0	84.4	5.80	179
A	107	D	Square	bottom of door A is top Bin	0.000	18.00	7.500	2.000	0.00	0.00	2.000	0.000	2.0	108.5	6.20	230
A	107E		Square	bottom of door A is top Bin	0.000	22.00	7.500	3.000	0.00	0.00	3.000	0.000	3.0	132.6	6.50	424
A	108		Square	bottom of door	0.000	7.000	11.50	31.00	0.00	0.00	31.000	0.000	31.0	64.7	5.00	2,106
A	109		Square	bottom of door	0.000	7.000	7.500	23.00	0.00	0.00	23.000	0.000	23.0	42.2	3.50	1,005
A	110		Square	bottom of door	0.000	7.000	7.500	31.00	0.00	0.00	31.000	0.000	31.0	42.2	3.50	1,354
A	201		Peaked	eave	36.000	0.000	0.000	40.50	0.00	0.00	40.500	2.200	42.7	818.2	10.0	38,431
A	202		Peaked	eave	36.000	0.000	0.000	40.50	0.00	0.00	40.500	2.200	42.7	818.2	10.0	38,431
A	203		Peaked	eave	36.000	0.000	0.000	40.50	0.00	0.00	40.500	2.200	42.7	818.2	10.0	38,431
A	400		Flat	Bagged storage	0.000	110.0	80.00	2.500	0.00	0.00	2.500	0.000	2.5	7074.0	10.0	19,454

NDPSC Bin Capacity Chart

Exam Date:03/07/2019

Viterra USA, LLC
2625
Regina , ON
County:

Page: 12

Examiner: 1

Status	Section	Bin Number	Bin Type	Base Point	Diameter or Bu/Ft (Irreg.)	Length	Width	Side wall	Add for Hopper	Ded. for Obst.	Effective Depth	Add for Peak	Depth for Capac.	Bushels per Foot	Base Pack%	Bushel Capacity with Pack
--------	---------	------------	----------	------------	-------------------------------	--------	-------	--------------	----------------------	----------------------	--------------------	--------------------	------------------------	------------------------	---------------	------------------------------

Bin count: 42

Facility: Ray Section: A Total: 221,171

To Even: 222,000

Overall Licensed Bin Capacity for:

Viterra USA, LLC

Bin count: 199

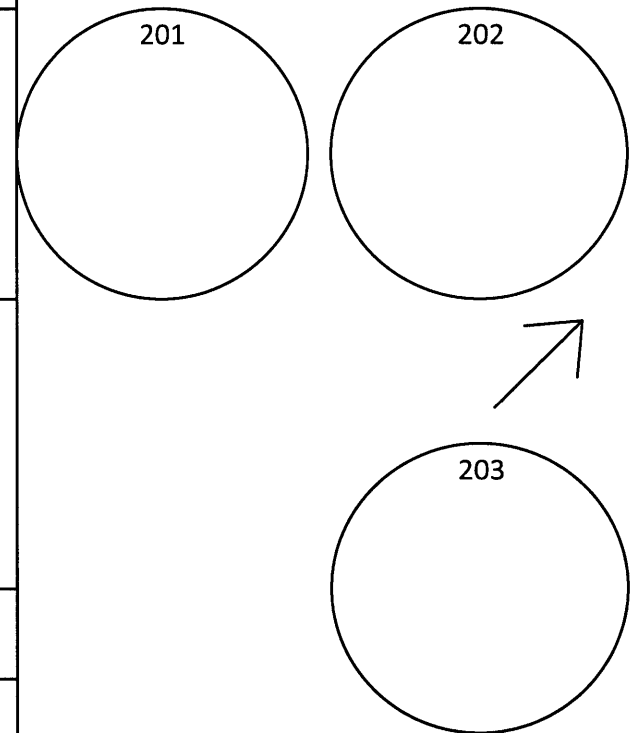
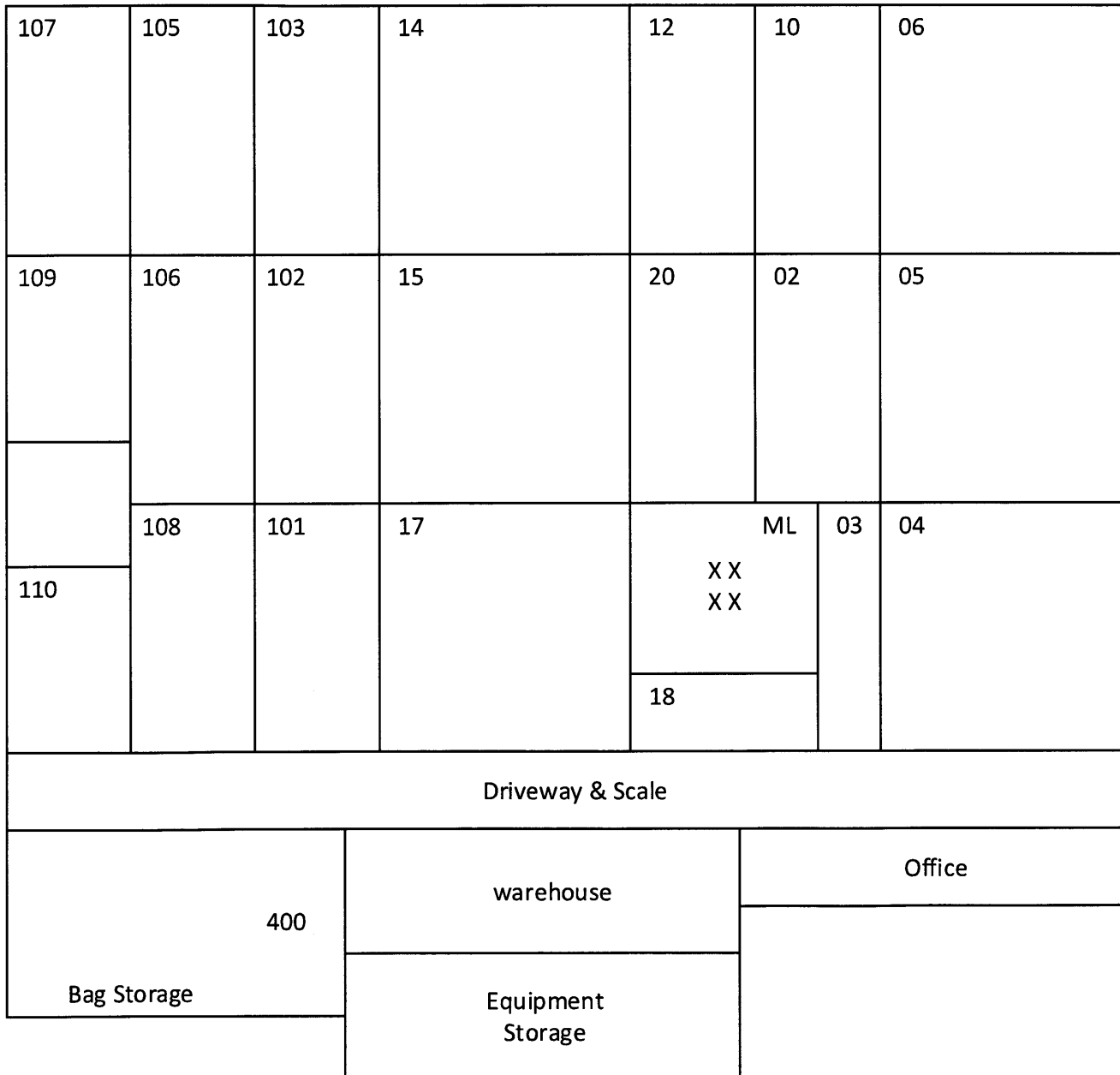
Licensed Capacity:
(includes pack)

3,706,887 Bu.

Licensed Capacity (to even):
(includes pack and section totals are
rounded up to next highest 1000)

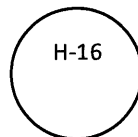
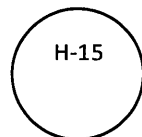
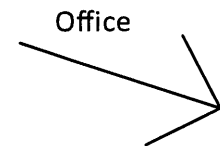
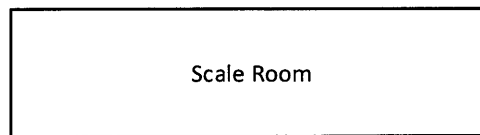
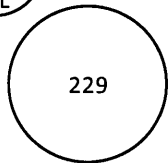

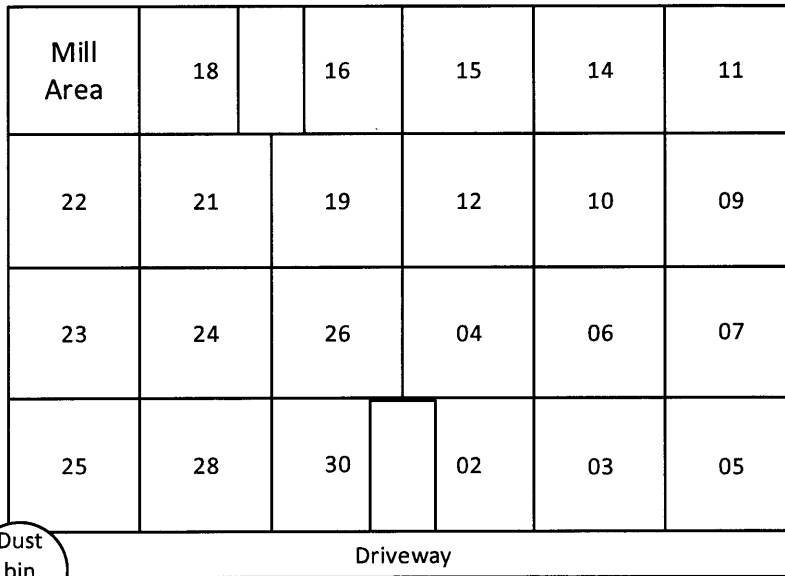
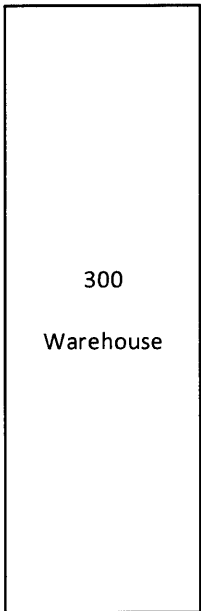
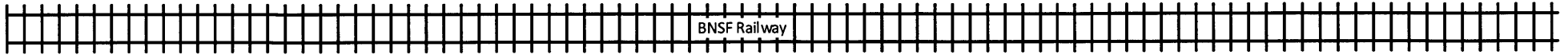
3,709,000 Bu.

Viterra USA
Ray, ND




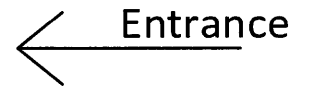
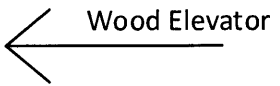
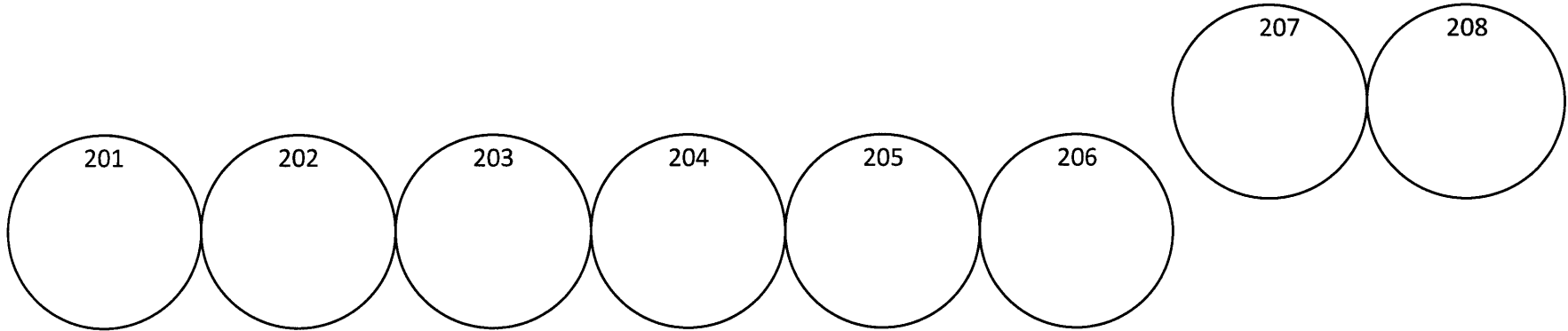
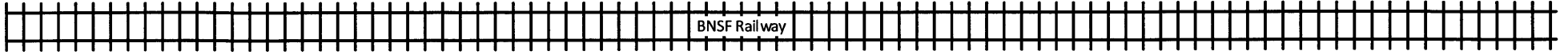
Viterra USA
Minot, ND
Section M-A
Updated 3-5-19 AS

S
E + W
N

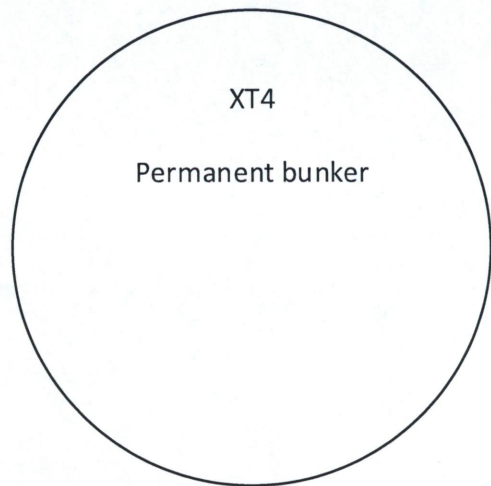


Viterra USA
Minot, ND
Section M-A
Updated 3-5-19 AS

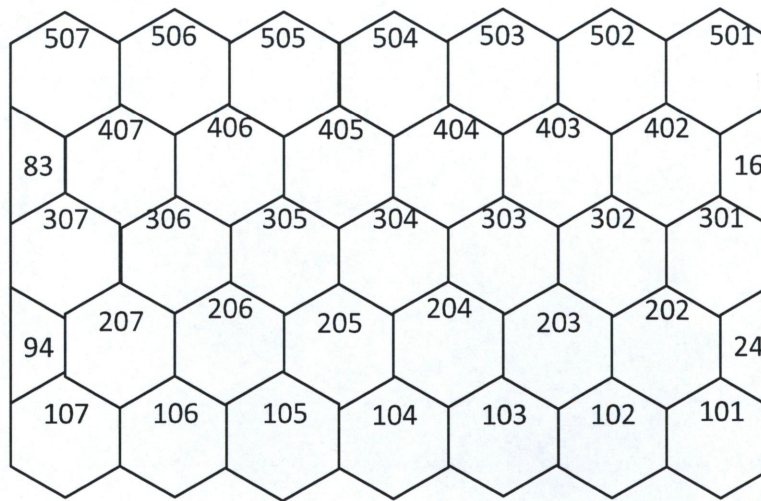
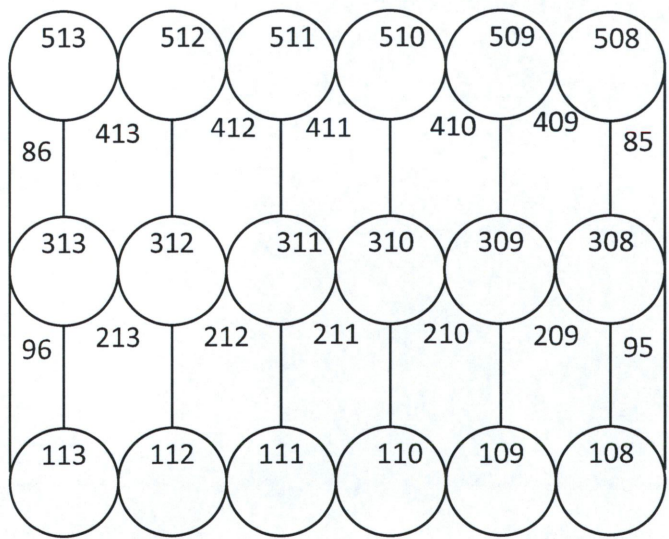
S
E + W
N



Viterra USA
 North Grand Forks, ND
 Section G
 Updated 7-18-18 AS



Decommissioned
 8-31-17



10	06	01
11	07	02
12	X X X X	03
13	08	04
14	09	05



Viterra USA
Grand Forks, ND
Section G
Updated 7-18-18 AS

Cement Elevator

Cement Elevator

1004

1005
Demolished 8-31-17

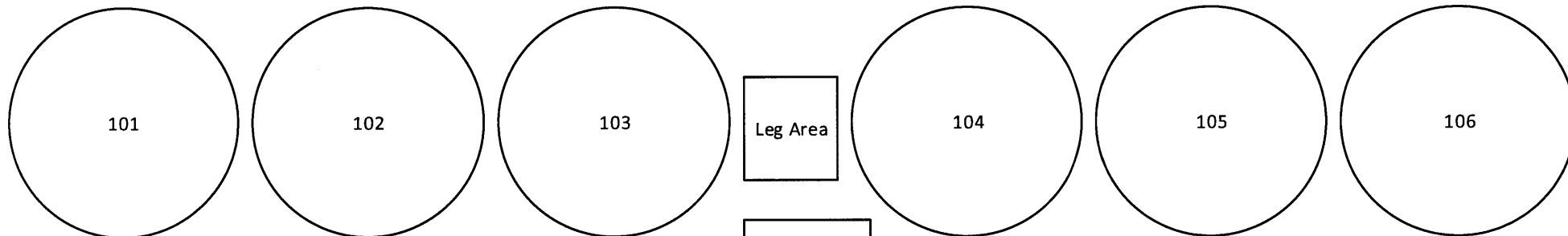
1002
Demolished 8-31-17

Office
↓

Viterra #2045
Northgate
Section N
Created 2-28-19 AS

E
N + S
W

Truck Scale



Leg Area

107

