

Exam Date:07/18/2018

Viterra USA, LLC

Page: 1

Examiner: 1

2625

Regina , ON

County:

Phone: 306-569-5148

CCC Number:

Location/Container Numbers/Comments	Section	Capacity
PART A - ADDITIONAL SPACE TO BE INCLUDED UNDER LICENSE		
NO BINS ADDED>		
		Total: 0

## PART B - SPACE TO BE DELETED UNDER LICENSE

001U	G	481
001L	G	522
005U	G	467
005L	G	549
002U	G	476
004U	G	443
004L	G	554
003L	G	570
006U	G	1,239
002L	G	526
007U	G	1,336
006L	G	1,394
009U	G	1,239
009L	G	1,394
007L	G	1,475
008U	G	1,336
008L	G	1,475
014U	G	1,090
013U	G	1,098
013L	G	1,243
014L	G	1,295
002	G	480,026
005	G	299,242
		Total: 799,470

## PART C - ALL SPACE TO BE INCLUDED UNDER LICENSE

A	446,000
B	244,000
C	128,000
G	2,773,000
	Total: 3,591,000

## PART D - TOTAL CAPACITY BY FUNCTIONAL UNIT

Grand Forks	0	G	2,773,000
Winot	0	A C	574,000
Day	1020	B	244,000
			Total: 3,591,000

Exam Date:07/18/2018

Viterra USA, LLC  
2625  
Regina , ON  
County:

Page: 1

Status	Section	Bin Number	Bin Type	Base Point	Diameter or Bu/Ft (Irreg.) Length	Width	Side wall	Add for Hopper	Ded. for Obst.	Effective Depth	Add for Peak	Depth for Capac.	Bushels per Foot	Base Pack%	Bushel Capacity with Pack
--------	---------	------------	----------	------------	---	-------	--------------	----------------------	----------------------	--------------------	--------------------	------------------------	------------------------	---------------	------------------------------

## Facility: Grand Forks

### Section: G

G	0010L		Irregular		64.900	8.985	8.985	19.00	0.00	0.00	19.000	0.000	19.0	64.9	5.00	1,295
G	0010U		Irregular		64.900	8.985	8.985	16.00	0.00	0.00	16.000	0.000	16.0	64.9	5.00	1,090
G	0011L		Irregular		60.800	8.697	8.697	19.50	0.00	0.00	19.500	0.000	19.5	60.8	4.80	1,243
G	0011U		Irregular		65.400	9.020	9.020	16.00	0.00	0.00	16.000	0.000	16.0	65.4	5.00	1,098
G	0012		Irregular		69.000	9.265	9.265	64.00	0.00	0.00	64.000	0.000	64.0	69.0	5.20	4,646
G	0016		Irregular		71.100	9.405	9.405	74.00	0.00	0.00	74.000	0.000	74.0	71.1	5.20	5,535
G	0024		Irregular		71.100	9.405	9.405	72.00	0.00	0.00	72.000	0.000	72.0	71.1	5.20	5,385
G	0083		Irregular		71.100	9.405	9.405	78.00	0.00	0.00	78.000	0.000	78.0	71.1	5.20	5,834
G	0085		Irregular		71.400	9.425	9.425	77.70	0.00	0.00	77.700	0.000	77.7	71.4	5.20	5,836
G	0086		Irregular		71.400	9.425	9.425	56.20	0.00	0.00	56.200	0.000	56.2	71.4	5.20	4,222
G	0094		Irregular		71.100	9.405	9.405	78.00	0.00	0.00	78.000	0.000	78.0	71.1	5.20	5,834
G	0095		Irregular		71.400	9.425	9.425	77.70	0.00	0.00	77.700	0.000	77.7	71.4	5.20	5,836
G	0096		Irregular		71.400	9.425	9.425	77.70	0.00	0.00	77.700	0.000	77.7	71.4	5.20	5,836
G	0101		Irregular		155.10	13.89	13.89	72.30	0.00	0.00	72.300	0.000	72.3	155.1	6.80	11,977
G	0102		Irregular		155.70	13.92	13.92	74.50	0.00	0.00	74.500	0.000	74.5	155.7	6.80	12,389
G	0103		Irregular		155.70	13.92	13.92	75.00	0.00	0.00	75.000	0.000	75.0	155.7	6.80	12,472
G	0104		Irregular		155.70	13.92	13.92	75.00	0.00	0.00	75.000	0.000	75.0	155.7	6.80	12,472
G	0105		Irregular		155.70	13.92	13.92	75.00	0.00	0.00	75.000	0.000	75.0	155.7	6.80	12,472
G	0106		Irregular		155.70	13.92	13.92	75.00	0.00	0.00	75.000	0.000	75.0	155.7	6.80	12,472
G	0107		Irregular		155.10	13.89	13.89	75.00	0.00	0.00	75.000	0.000	75.0	155.1	6.80	12,424
G	0108		Irregular		252.50	17.72	17.72	77.10	0.00	0.00	77.100	0.000	77.1	252.5	7.00	20,831

Exam Date:07/18/2018

Viterra USA, LLC

Page: 2

Examiner: 1

2625

Regina , ON

County:

Status	Section	Bin Number	Bin Type	Base Point	Diameter or Bu/Ft (Irreg).	Length	Width	Side wall	Add for Hopper	Ded. for Obst.	Effective Depth	Add for Peak	Depth for Capac.	Bushels per Foot	Base Pack%	Bushel Capacity with Pack
--------	---------	------------	----------	------------	-------------------------------	--------	-------	--------------	----------------------	----------------------	--------------------	--------------------	------------------------	------------------------	---------------	------------------------------

## Facility: Grand Forks

### Section: G

G	0109		Irregular		252.50	17.72	17.72	77.10	0.00	0.00	77.100	0.000	77.1	252.5	7.00	20,831
G	0110B		Irregular		240.10	17.28	17.28	56.00	0.00	0.00	56.000	0.000	56.0	240.1	7.00	14,387
G	0110T		Irregular		252.50	17.72	17.72	21.10	0.00	0.00	21.100	0.000	21.1	252.5	7.00	5,701
G	0111		Irregular		252.50	17.72	17.72	77.10	0.00	0.00	77.100	0.000	77.1	252.5	7.00	20,831
G	0112		Irregular		252.50	17.72	17.72	77.10	0.00	0.00	77.100	0.000	77.1	252.5	7.00	20,831
G	0113B		Irregular		240.10	17.28	17.28	56.00	0.00	0.00	56.000	0.000	56.0	240.1	7.00	14,387
G	0113T		Irregular		252.50	17.72	17.72	21.10	0.00	0.00	21.100	0.000	21.1	252.5	7.00	5,701
G	0202		Irregular		156.00	13.93	13.93	77.60	0.00	0.00	77.600	0.000	77.6	156.0	6.80	12,929
G	0203		Irregular		156.00	13.93	13.93	78.50	0.00	0.00	78.500	0.000	78.5	156.0	6.80	13,079
G	0204		Irregular		156.00	13.93	13.93	78.50	0.00	0.00	78.500	0.000	78.5	156.0	6.80	13,079
G	0205		Irregular		156.00	13.93	13.93	78.50	0.00	0.00	78.500	0.000	78.5	156.0	6.80	13,079
G	0206		Irregular		156.00	13.93	13.93	78.50	0.00	0.00	78.500	0.000	78.5	156.0	6.80	13,079
G	0207		Irregular		156.00	13.93	13.93	78.50	0.00	0.00	78.500	0.000	78.5	156.0	6.80	13,079
G	0209		Irregular		182.70	15.08	15.08	77.80	0.00	0.00	77.800	0.000	77.8	182.7	7.00	15,209
G	0210		Irregular		182.70	15.08	15.08	77.80	0.00	0.00	77.800	0.000	77.8	182.7	7.00	15,209
G	0211		Irregular		182.70	15.08	15.08	77.80	0.00	0.00	77.800	0.000	77.8	182.7	7.00	15,209
G	0212		Irregular		182.70	15.08	15.08	77.80	0.00	0.00	77.800	0.000	77.8	182.7	7.00	15,209
G	0213		Irregular		182.70	15.08	15.08	77.80	0.00	0.00	77.800	0.000	77.8	182.7	7.00	15,209
G	0301		Irregular		155.70	13.92	13.92	75.00	0.00	0.00	75.000	0.000	75.0	155.7	6.80	12,472
G	0302		Irregular		156.00	13.93	13.93	75.00	0.00	0.00	75.000	0.000	75.0	156.0	6.80	12,496
G	0303		Irregular		156.00	13.93	13.93	75.00	0.00	0.00	75.000	0.000	75.0	156.0	6.80	12,496

Exam Date:07/18/2018

Viterra USA, LLC

Page: 3

Examiner: 1

2625  
Regina , ON  
County:

Status	Section	Bin Number	Bin Type	Base Point	Diameter or Bu/Ft (Irreg.) Length	Width	Side wall	Add for Hopper	Ded. for Obst.	Effective Depth	Add for Peak	Depth for Capac.	Bushels per Foot	Base Pack%	Bushel Capacity with Pack
--------	---------	------------	----------	------------	---	-------	--------------	----------------------	----------------------	--------------------	--------------------	------------------------	------------------------	---------------	------------------------------

## Facility: Grand Forks

### Section: G

G	0304	Irregular	156.00	13.93	13.93	75.00	0.00	0.00	75.000	0.000	75.0	156.0	6.80	12,496
G	0305	Irregular	156.00	13.93	13.93	75.00	0.00	0.00	75.000	0.000	75.0	156.0	6.80	12,496
G	0306	Irregular	156.00	13.93	13.93	75.00	0.00	0.00	75.000	0.000	75.0	156.0	6.80	12,496
G	0307	Irregular	155.70	13.92	13.92	75.00	0.00	0.00	75.000	0.000	75.0	155.7	6.80	12,472
G	0308	Irregular	252.50	17.72	17.72	77.80	0.00	0.00	77.800	0.000	77.8	252.5	7.00	21,020
G	0309	Irregular	252.50	17.72	17.72	77.80	0.00	0.00	77.800	0.000	77.8	252.5	7.00	21,020
G	0310	Irregular	252.50	17.72	17.72	77.80	0.00	0.00	77.800	0.000	77.8	252.5	7.00	21,020
G	0311	Irregular	252.50	17.72	17.72	77.80	0.00	0.00	77.800	0.000	77.8	252.5	7.00	21,020
G	0312	Irregular	252.50	17.72	17.72	77.80	0.00	0.00	77.800	0.000	77.8	252.5	7.00	21,020
G	0313	Irregular	252.50	17.72	17.72	77.80	0.00	0.00	77.800	0.000	77.8	252.5	7.00	21,020
G	0402	Irregular	156.00	13.93	13.93	78.00	0.00	0.00	78.000	0.000	78.0	156.0	6.80	12,995
G	0403	Irregular	156.00	13.93	13.93	78.50	0.00	0.00	78.500	0.000	78.5	156.0	6.80	13,079
G	0404	Irregular	156.00	13.93	13.93	78.50	0.00	0.00	78.500	0.000	78.5	156.0	6.80	13,079
G	0405	Irregular	156.00	13.93	13.93	78.50	0.00	0.00	78.500	0.000	78.5	156.0	6.80	13,079
G	0406	Irregular	156.00	13.93	13.93	78.50	0.00	0.00	78.500	0.000	78.5	156.0	6.80	13,079
G	0407	Irregular	156.00	13.93	13.93	78.50	0.00	0.00	78.500	0.000	78.5	156.0	6.80	13,079
G	0409	Irregular	182.70	15.08	15.08	77.80	0.00	0.00	77.800	0.000	77.8	182.7	7.00	15,209
G	0410	Irregular	182.70	15.08	15.08	77.80	0.00	0.00	77.800	0.000	77.8	182.7	7.00	15,209
G	0411	Irregular	182.70	15.08	15.08	77.80	0.00	0.00	77.800	0.000	77.8	182.7	7.00	15,209
G	0412	Irregular	182.70	15.08	15.08	77.80	0.00	0.00	77.800	0.000	77.8	182.7	7.00	15,209
G	0413	Irregular	182.70	15.08	15.08	77.80	0.00	0.00	77.800	0.000	77.8	182.7	7.00	15,209

Exam Date:07/18/2018

Viterra USA, LLC

Page: 4

Examiner: 1

2625

Regina , ON

County:

Status	Section	Bin Number	Bin Type	Base Point	Diameter or Bu/Ft (Irreg).	Length	Width	Side wall	Add for Hopper	Ded. for Obst.	Effective Depth	Add for Peak	Depth for Capac.	Bushels per Foot	Base Pack%	Bushel Capacity with Pack
--------	---------	------------	----------	------------	-------------------------------	--------	-------	--------------	----------------------	----------------------	--------------------	--------------------	------------------------	------------------------	---------------	------------------------------

## Facility: Grand Forks

### Section: G

G	0501		Irregular		155.10	13.89	13.89	74.90	0.00	0.00	74.900	0.000	74.9	155.1	6.80	12,407
G	0502		Irregular		155.70	13.92	13.92	75.00	0.00	0.00	75.000	0.000	75.0	155.7	6.80	12,472
G	0503		Irregular		155.70	13.92	13.92	75.00	0.00	0.00	75.000	0.000	75.0	155.7	6.80	12,472
G	0504		Irregular		155.70	13.92	13.92	75.00	0.00	0.00	75.000	0.000	75.0	155.7	6.80	12,472
G	0505		Irregular		155.70	13.92	13.92	75.00	0.00	0.00	75.000	0.000	75.0	155.7	6.80	12,472
G	0506		Irregular		155.70	13.92	13.92	75.00	0.00	0.00	75.000	0.000	75.0	155.7	6.80	12,472
G	0507		Irregular		155.10	13.89	13.89	75.00	0.00	0.00	75.000	0.000	75.0	155.1	6.80	12,424
G	0508		Irregular		252.50	17.72	17.72	77.10	0.00	0.00	77.100	0.000	77.1	252.5	7.00	20,831
G	0509B		Irregular		240.10	17.28	17.28	56.00	0.00	0.00	56.000	0.000	56.0	240.1	7.00	14,387
G	0509T		Irregular		252.50	17.72	17.72	21.10	0.00	0.00	21.100	0.000	21.1	252.5	7.00	5,701
G	0510		Irregular		252.50	17.72	17.72	77.10	0.00	0.00	77.100	0.000	77.1	252.5	7.00	20,831
G	0511		Irregular		252.50	17.72	17.72	77.10	0.00	0.00	77.100	0.000	77.1	252.5	7.00	20,831
G	0512B		Irregular		240.10	17.28	17.28	56.00	0.00	0.00	56.000	0.000	56.0	240.1	7.00	14,387
G	0512T		Irregular		252.50	17.72	17.72	21.10	0.00	0.00	21.100	0.000	21.1	252.5	7.00	5,701
G	0513		Irregular		252.50	17.72	17.72	77.10	0.00	0.00	77.100	0.000	77.1	252.5	7.00	20,831
G	1004		Irregular		24115	173.2	173.2	24.00	0.00	0.00	24.000	0.000	24.0	24114.6	10.0	636,625
G	2001B		Round		258.65	0.000	0.000	5.500	0.00	0.00	5.500	0.000	5.5	42237.1	10.0	255,534
G	2001T		Peaked		263.00	0.000	0.000	0.010	0.00	0.00	0.010	18.40	18.4	43669.8	10.0	883,876

Bin count: 81

Facility: Grand Forks Section: G Total: 2,772,942

To Even: 2,773,000

Exam Date:07/18/2018

Viterra USA, LLC

Page: 5

Examiner: 1

2625

Regina , ON

County:

Status	Section	Bin Number	Bin Type	Base Point	Diameter or Bu/Ft (Irreg.)		Side wall	Add for Hopper	Ded. for Obst.	Effective Depth	Add for Peak	Depth for Capac.	Bushels per Foot	Base Pack%	Bushel Capacity with Pack
					Length	Width									

## Facility: Minot

### Section: A

A	003		Irregular	floor over bins	35.100	0.000	0.000	58.00	0.00	0.00	58.000	0.000	58.0	35.1	3.00	2,097
A	004 T		Irregular	floor over bins	19.000	0.000	0.000	18.00	0.00	0.00	18.000	0.000	18.0	19.0	2.00	349
A	004B		Irregular	floor over bin T18'	25.600	0.000	0.000	41.00	0.00	0.00	41.000	0.000	41.0	25.6	2.50	1,076
A	005 T		Irregular	floor over bin	47.800	0.000	0.000	58.00	0.00	0.00	58.000	0.000	58.0	47.8	4.00	2,883
A	005B		Irregular	floor over bin T58'	78.000	0.000	0.000	17.00	0.00	0.00	17.000	0.000	17.0	78.0	5.50	1,399
A	006		Irregular	floor over bin	22.700	0.000	0.000	60.00	0.00	0.00	60.000	0.000	60.0	22.7	2.00	1,389
A	007		Irregular	floor over bin	30.900	0.000	0.000	60.00	0.00	0.00	60.000	0.000	60.0	30.9	2.50	1,900
A	009		Irregular	floor over bin	28.300	0.000	0.000	60.00	0.00	0.00	60.000	0.000	60.0	28.3	2.50	1,740
A	010		Irregular	floor over bin	20.800	0.000	0.000	60.00	0.00	0.00	60.000	0.000	60.0	20.8	2.00	1,273
A	011 T		Irregular	floor over bin	47.300	0.000	0.000	57.00	0.00	0.00	57.000	0.000	57.0	47.3	4.00	2,804
A	011B		Irregular	floor over bin T57'	78.000	0.000	0.000	18.00	0.00	0.00	18.000	0.000	18.0	78.0	5.50	1,481
A	012 T		Irregular	floor over bin	8.000	0.000	0.000	18.00	0.00	0.00	18.000	0.000	18.0	8.0	2.00	147
A	012B		Irregular	floor over bin T18'	12.800	0.000	0.000	41.00	0.00	0.00	41.000	0.000	41.0	12.8	2.00	536
A	014		Irregular	floor over bin	34.800	0.000	0.000	57.00	0.00	0.00	57.000	0.000	57.0	34.8	3.00	2,044
A	015		Irregular	floor over bin	29.600	0.000	0.000	58.00	0.00	0.00	58.000	0.000	58.0	29.6	2.50	1,760
A	016		Irregular	floor over bin	30.300	0.000	0.000	58.00	0.00	0.00	58.000	0.000	58.0	30.3	2.50	1,801
A	018		Irregular	floor over bin	34.800	0.000	0.000	57.00	0.00	0.00	57.000	0.000	57.0	34.8	3.00	2,044
A	019 T		Irregular	floor over bin	5.100	0.000	0.000	18.00	0.00	0.00	18.000	0.000	18.0	5.1	2.00	94
A	019B		Irregular	floor over bin T18'	14.500	0.000	0.000	41.00	0.00	0.00	41.000	0.000	41.0	14.5	2.00	607
A	021		Irregular	floor over bin	20.800	0.000	0.000	60.00	0.00	0.00	60.000	0.000	60.0	20.8	2.00	1,273
A	022		Irregular	floor over bin	28.700	0.000	0.000	60.00	0.00	0.00	60.000	0.000	60.0	28.7	2.50	1,765

Exam Date:07/18/2018

Viterra USA, LLC  
2625  
Regina , ON  
County:

Page: 6

Examiner: 1

Status	Section	Bin Number	Bin Type	Base Point	Diameter or Bu/Ft (Irreg).		Side wall	Add for Hopper	Ded. for Obst.	Effective Depth	Add for Peak	Depth for Capac.	Bushels per Foot	Base Pack%	Bushel Capacity with Pack
					Length	Width									

## Facility: Minot

### Section: A

A	023	Irregular	floor over bin		31.400	0.000	0.000	60.00	0.00	0.00	60.000	0.000	60.0	31.4	2.50	1,931
A	024	Irregular	floor over bin		22.700	0.000	0.000	60.00	0.00	0.00	60.000	0.000	60.0	22.7	2.00	1,389
A	025 T	Irregular	floor over bin		48.600	0.000	0.000	57.00	0.00	0.00	57.000	0.000	57.0	48.6	4.20	2,886
A	025B	Irregular	floor over bin T57'		78.000	0.000	0.000	18.00	0.00	0.00	18.000	0.000	18.0	78.0	5.50	1,481
A	026 T	Irregular	floor over bin		14.400	0.000	0.000	18.00	0.00	0.00	18.000	0.000	18.0	14.4	2.00	264
A	026B	Irregular	floor over bin		28.900	0.000	0.000	41.00	0.00	0.00	41.000	0.000	41.0	28.9	2.50	1,215
A	028	Irregular	floor over bin		35.100	0.000	0.000	57.00	0.00	0.00	57.000	0.000	57.0	35.1	3.00	2,061
A	030 T	Irregular	floor over bin		30.700	0.000	0.000	48.00	0.00	0.00	48.000	0.000	48.0	30.7	2.50	1,511
A	030CB	Irregular	floor over bin		35.100	0.000	0.000	10.00	0.00	0.00	10.000	0.000	10.0	35.1	3.00	362
A	101 T	Irregular	floor over bin		131.00	0.000	0.000	55.00	0.00	0.00	55.000	0.000	55.0	131.0	6.50	7,673
A	101B	Irregular	floor over bin T55'		110.00	0.000	0.000	8.000	0.00	0.00	8.000	0.000	8.0	110.0	6.20	935
A	102 T	Irregular	floor over bin		132.20	0.000	0.000	55.00	0.00	0.00	55.000	0.000	55.0	132.2	6.50	7,744
A	102B	Irregular	floor over bin T55'		110.90	0.000	0.000	8.000	0.00	0.00	8.000	0.000	8.0	110.9	6.20	942
A	103 T	Irregular	floor over bin		132.20	0.000	0.000	55.00	0.00	0.00	55.000	0.000	55.0	132.2	6.50	7,744
A	103B	Irregular	floor over bin T55'		110.90	0.000	0.000	8.000	0.00	0.00	8.000	0.000	8.0	110.9	6.20	942
A	104 T	Irregular	floor over bin		133.30	0.000	0.000	55.00	0.00	0.00	55.000	0.000	55.0	133.3	6.50	7,809
A	104B	Irregular	floor over bin T55'		111.90	0.000	0.000	8.000	0.00	0.00	8.000	0.000	8.0	111.9	6.20	950
A	105 T	Irregular	floor over bin		133.30	0.000	0.000	55.00	0.00	0.00	55.000	0.000	55.0	133.3	6.50	7,809
A	105B	Irregular	floor over bin T55'		111.90	0.000	0.000	8.000	0.00	0.00	8.000	0.000	8.0	111.9	6.20	950
A	106 T	Irregular	floor over bin		129.90	0.000	0.000	55.00	0.00	0.00	55.000	0.000	55.0	129.9	6.50	7,609
A	106B	Irregular	floor over bin T55'		109.00	0.000	0.000	8.000	0.00	0.00	8.000	0.000	8.0	109.0	6.20	926

Exam Date:07/18/2018

Viterra USA, LLC  
2625  
Regina , ON  
County:

Page: 7

Examiner: 1

Status	Section	Bin Number	Bin Type	Base Point	Diameter or Bu/Ft (Irreg).		Side wall	Add for Hopper	Ded. for Obst.	Effective Depth	Add for Peak	Depth for Capac.	Bushels per Foot	Base Pack%	Bushel Capacity with Pack	
					Length	Width										
<b><u>Facility: Minot</u></b>																
<b><u>Section: A</u></b>																
A	107 T		Irregular	floor over bin	129.90	0.000	0.000	55.00	0.00	0.00	55.000	0.000	55.0	129.9	6.50	7,609
A	107B		Irregular	floor over bin T55'	109.00	0.000	0.000	8.000	0.00	0.00	8.000	0.000	8.0	109.0	6.20	926
A	108 T		Irregular	floor over bin	133.30	0.000	0.000	55.00	0.00	0.00	55.000	0.000	55.0	133.3	6.50	7,809
A	108B		Irregular	floor over bin T55'	111.90	0.000	0.000	8.000	0.00	0.00	8.000	0.000	8.0	111.9	6.20	950
A	109 T		Irregular	floor over bin	133.30	0.000	0.000	55.00	0.00	0.00	55.000	0.000	55.0	133.3	6.50	7,809
A	109B		Irregular	floor over bin	111.90	0.000	0.000	8.000	0.00	0.00	8.000	0.000	8.0	111.9	6.20	950
A	110 T		Irregular	floor over bin	132.20	0.000	0.000	55.00	0.00	0.00	55.000	0.000	55.0	132.2	6.50	7,744
A	110B		Irregular	floor over bin T55'	110.90	0.000	0.000	8.000	0.00	0.00	8.000	0.000	8.0	110.9	6.20	942
A	111 T		Irregular	floor over bin	132.20	0.000	0.000	55.00	0.00	0.00	55.000	0.000	55.0	132.2	6.50	7,744
A	111B		Irregular	floor over bin T55'	110.90	0.000	0.000	8.000	0.00	0.00	8.000	0.000	8.0	110.9	6.20	942
A	112 T		Irregular	floor over bin	131.00	0.000	0.000	55.00	0.00	0.00	55.000	0.000	55.0	131.0	6.50	7,673
A	112B		Irregular	floor over bin T55'	110.00	0.000	0.000	8.000	0.00	0.00	8.000	0.000	8.0	110.0	6.20	935
A	201		Peaked	top sidewall	16.000	0.000	0.000	15.00	2.30	0.00	17.300	1.000	18.3	161.6	5.80	3,129
A	202		Peaked	top sidewall	16.000	0.000	0.000	15.00	2.30	0.00	17.300	1.000	18.3	161.6	5.80	3,129
A	203		Peaked	top sidewall	15.500	0.000	0.000	15.00	2.30	0.00	17.300	0.900	18.2	151.7	5.50	2,913
A	204		Peaked	top sidewall	13.500	0.000	0.000	15.00	2.30	0.00	17.300	0.800	18.1	115.1	5.20	2,191
A	205		Peaked	top sidewall	13.500	0.000	0.000	15.00	2.30	0.00	17.300	0.800	18.1	115.1	5.20	2,191
A	206		Peaked	top sidewall	16.000	0.000	0.000	15.00	2.30	0.00	17.300	1.000	18.3	161.6	5.80	3,129
A	207		Peaked	top sidewall	17.000	0.000	0.000	15.00	2.00	0.00	17.000	1.000	18.0	182.5	5.80	3,476
A	208		Peaked	top sidewall	17.000	0.000	0.000	15.00	2.00	0.00	17.000	1.000	18.0	182.5	5.80	3,476
A	209		Peaked	top sidewall	16.000	0.000	0.000	20.00	2.00	0.00	22.000	1.000	23.0	161.6	5.80	3,933

Exam Date:07/18/2018

Viterra USA, LLC  
2625  
Regina , ON  
County:

Examiner: 1

Status	Section	Bin Number	Bin Type	Base Point	Diameter or Bu/Ft (Irreg).		Side wall	Add for Hopper	Ded. for Obst.	Effective Depth	Add for Peak	Depth for Capac.	Bushels per Foot	Base Pack%	Bushel Capacity with Pack
					Length	Width									

## Facility: Minot

### Section: A

A	210	Peaked	top sidewall		16.000	0.000	0.000	20.00	2.00	0.00	22.000	1.000	23.0	161.6	5.80	3,933
A	211	Peaked	top sidewall		16.000	0.000	0.000	20.00	2.00	0.00	22.000	1.000	23.0	161.6	5.80	3,933
A	212	Peaked	top sidewall		16.000	0.000	0.000	20.00	2.00	0.00	22.000	1.000	23.0	161.6	5.80	3,933
A	213	Peaked	top sidewall		16.000	0.000	0.000	20.00	2.00	0.00	22.000	1.000	23.0	161.6	5.80	3,933
A	214	Peaked	top sidewall		16.000	0.000	0.000	20.00	2.00	0.00	22.000	1.000	23.0	161.6	5.80	3,933
A	229	Peaked	top sidewall		16.000	0.000	0.000	24.00	2.30	0.00	26.300	1.000	27.3	161.6	5.80	4,668
A	300	Flat	bagged storage		0.000	124.0	80.00	2.650	0.00	0.00	2.650	0.000	2.7	7974.3	10.0	23,684

Bin count: 70

Facility: Minot Section: A Total: 223,212

To Even: 224,000

### Section: C

C	007	Peaked	top sidewall BIN located at		47.800	0.000	0.000	35.25	0.00	0.00	35.250	2.900	38.2	1442.5	10.0	60,614
C	008	Peaked	top sidewall BIN located at		47.800	0.000	0.000	35.25	0.00	0.00	35.250	2.900	38.2	1442.5	10.0	60,614
C	H-01	Peaked	hoppers added at C&F site		16.000	0.000	0.000	15.00	2.00	0.00	17.000	1.000	18.0	161.6	5.80	3,078
C	H-02	Peaked	hoppers added at C&F site		16.000	0.000	0.000	15.00	2.00	0.00	17.000	1.000	18.0	161.6	5.80	3,078

Bin count: 4

Facility: Minot Section: C Total: 127,384

To Even: 128,000

Exam Date:07/18/2018

Viterra USA, LLC

Page: 9

Examiner: 1

2625

Regina , ON

County:

Status	Section	Bin Number	Bin Type	Base Point	Diameter or Bu/Ft (Irreg).	Length	Width	Side wall	Add for Hopper	Ded. for Obst.	Effective Depth	Add for Peak	Depth for Capac.	Bushels per Foot	Base Pack%	Bushel Capacity with Pack
--------	---------	------------	----------	------------	-------------------------------	--------	-------	--------------	----------------------	----------------------	--------------------	--------------------	------------------------	------------------------	---------------	------------------------------

## Facility: Ray

### Section: A

A	002		Square	work floor	0.000	11.60	6.300	51.00	0.00	0.00	51.000	0.000	51.0	58.7	4.80	3,138
A	002		Irregular	floor over bins	26.200	0.000	0.000	58.00	0.00	0.00	58.000	0.000	58.0	26.2	2.50	1,558
A	003		Square	work floor	0.000	11.30	3.600	47.00	0.00	0.00	47.000	0.000	47.0	32.7	2.50	1,575
A	004		Square	work floor	0.000	11.30	13.00	70.00	0.00	0.00	70.000	0.000	70.0	118.1	6.20	8,780
A	005		Square	work floor	0.000	11.60	13.00	70.00	0.00	0.00	70.000	0.000	70.0	121.2	6.50	9,035
A	006		Square	work floor	0.000	13.30	13.00	70.00	0.00	0.00	70.000	0.000	70.0	139.0	6.50	10,362
A	010	T	Square	work floor -scale with-in bin	0.000	13.30	6.300	16.00	0.00	7.50	8.500	0.000	8.5	67.4	5.20	603
A	010	M	Square	work floor T16'	0.000	13.30	6.300	33.50	0.00	0.00	33.500	0.000	33.5	67.4	5.20	2,375
A	010	B	Square	work floor T16' M33.5'	0.000	6.800	6.300	3.000	0.00	0.00	3.000	0.000	3.0	34.4	3.00	106
A	010H		Square	workfloor T16' M33.5' B3'	0.000	6.500	6.300	2.000	0.00	0.00	2.000	0.000	2.0	32.9	2.50	68
A	012	T	Square	work floor	0.000	13.30	6.300	49.50	0.00	0.00	49.500	0.000	49.5	67.4	5.20	3,509
A	012	B	Square	work floor T49.5'	0.000	6.800	6.300	3.000	0.00	0.00	3.000	0.000	3.0	34.4	3.00	106
A	012H		Square	work floor T49.5' B3' bin12	0.000	6.500	6.300	2.000	0.00	0.00	2.000	0.000	2.0	32.9	2.50	68
A	014		Square	work floor	0.000	13.30	13.00	70.00	0.00	0.00	70.000	0.000	70.0	139.0	6.50	10,362
A	015		Square	work floor	0.000	11.60	13.00	70.00	0.00	0.00	70.000	0.000	70.0	121.2	6.50	9,035
A	017		Square	work floor	0.000	11.30	13.00	70.00	0.00	0.00	70.000	0.000	70.0	118.1	6.20	8,780
A	018		Square	work floor	0.000	3.900	9.100	50.00	0.00	0.00	50.000	0.000	50.0	28.5	2.50	1,461
A	020		Square	work floor	0.000	11.60	6.300	51.00	0.00	0.00	51.000	0.000	51.0	58.7	4.80	3,138
A	101		Square	bottom of door	0.000	7.000	11.50	31.00	0.00	0.00	31.000	0.000	31.0	64.7	5.00	2,106
A	102		Square	bottom of door	0.000	7.000	11.50	23.00	0.00	0.00	23.000	0.000	23.0	64.7	5.00	1,562
A	103	A	Square	bottom of door A is top Bin	0.000	6.000	11.50	2.000	0.00	0.00	2.000	0.000	2.0	55.5	4.80	116

Exam Date:07/18/2018

Viterra USA, LLC

Page: 10

Examiner: 1

2625

Regina , ON

County:

Status	Section	Bin Number	Bin Type	Base Point	Diameter or Bu/Ft (Irreg).	Length	Width	Side wall	Add for Hopper	Ded. for Obst.	Effective Depth	Add for Peak	Depth for Capac.	Bushels per Foot	Base Pack%	Bushel Capacity with Pack
--------	---------	------------	----------	------------	-------------------------------	--------	-------	--------------	----------------------	----------------------	--------------------	--------------------	------------------------	------------------------	---------------	------------------------------

## Facility: Ray

### Section: A

A	103	B	Square	bottom of door A is top Bin	0.000	10.00	11.50	2.000	0.00	0.00	2.000	0.000	2.0	92.4	5.80	196
A	103	C	Square	bottom of door A is top Bin	0.000	14.00	11.50	2.000	0.00	0.00	2.000	0.000	2.0	129.4	6.50	276
A	103	D	Square	bottom of door A is top Bin	0.000	18.00	11.50	2.000	0.00	0.00	2.000	0.000	2.0	166.4	7.00	356
A	103E		Square	bottom of door A is top Bin	0.000	22.00	11.50	3.000	0.00	0.00	3.000	0.000	3.0	203.4	7.00	653
A	105	A	Square	bottom of door A is top Bin	0.000	6.000	11.50	2.000	0.00	0.00	2.000	0.000	2.0	55.5	4.80	116
A	105	B	Square	bottom of door A is top Bin	0.000	10.00	11.50	2.000	0.00	0.00	2.000	0.000	2.0	92.4	5.80	196
A	105	C	Square	bottom of door A is top Bin	0.000	14.00	11.50	2.000	0.00	0.00	2.000	0.000	2.0	129.4	6.50	276
A	105	D	Square	bottom of door A is top Bin	0.000	18.00	11.50	2.000	0.00	0.00	2.000	0.000	2.0	166.4	7.00	356
A	105E		Square	bottom of door A is top Bin	0.000	22.00	11.50	3.000	0.00	0.00	3.000	0.000	3.0	203.4	7.00	653
A	106		Square	bottom of door	0.000	7.000	11.50	23.00	0.00	0.00	23.000	0.000	23.0	64.7	5.00	1,562
A	107	A	Square	bottom of door A is top Bin	0.000	6.000	7.500	2.000	0.00	0.00	2.000	0.000	2.0	36.2	3.00	74
A	107	B	Square	bottom of door A is top Bin	0.000	10.00	7.500	2.000	0.00	0.00	2.000	0.000	2.0	60.3	4.80	127
A	107	C	Square	bottom of door A is top Bin	0.000	14.00	7.500	2.000	0.00	0.00	2.000	0.000	2.0	84.4	5.80	179
A	107	D	Square	bottom of door A is top Bin	0.000	18.00	7.500	2.000	0.00	0.00	2.000	0.000	2.0	108.5	6.20	230
A	107E		Square	bottom of door A is top Bin	0.000	22.00	7.500	3.000	0.00	0.00	3.000	0.000	3.0	132.6	6.50	424
A	108		Square	bottom of door	0.000	7.000	11.50	31.00	0.00	0.00	31.000	0.000	31.0	64.7	5.00	2,106
A	109		Square	bottom of door	0.000	7.000	7.500	23.00	0.00	0.00	23.000	0.000	23.0	42.2	3.50	1,005
A	110		Square	bottom of door	0.000	7.000	7.500	31.00	0.00	0.00	31.000	0.000	31.0	42.2	3.50	1,354
A	201		Peaked	eave	36.000	0.000	0.000	40.50	0.00	0.00	40.500	2.200	42.7	818.2	10.0	38,431
A	202		Peaked	eave	36.000	0.000	0.000	40.50	0.00	0.00	40.500	2.200	42.7	818.2	10.0	38,431
A	203		Peaked	eave	36.000	0.000	0.000	40.50	0.00	0.00	40.500	2.200	42.7	818.2	10.0	38,431

Client ID: 2045

## NDPSC Bin Capacity Chart

02/13/2019 04:53:14 PM

Exam Date: 07/18/2018

Viterra USA, LLC  
2625  
Regina, ON  
County:

Page: 11

Examiner: 1

Status	Section	Bin Number	Bin Type	Base Point	Diameter or Bu/Ft (Irreg.)		Side wall	Add for Hopper	Ded. for Obst.	Effective Depth	Add for Peak	Depth for Capac.	Bushels per Foot	Base Pack%	Bushel Capacity with Pack
					Length	Width									

## Facility: Ray

### Section: A

A	400	Flat	Bagged storage		0.000	110.0	80.00	2.500	0.00	0.00	2.500	0.000	2.5	7074.0	10.0	19,454
Bin count:		43														
														<b>Facility: Ray Section: A Total:</b>	<b>222,729</b>	
														To Even:	<b>223,000</b>	

### Section: B

B	001	Peaked	eave		34.500	0.000	0.000	43.00	0.00	0.00	43.000	2.100	45.1	751.5	9.80	37,215
B	002	Peaked	eave		36.000	0.000	0.000	43.00	0.00	0.00	43.000	2.200	45.2	818.2	10.0	40,681
B	003	Peaked	eave		34.500	0.000	0.000	43.00	0.00	0.00	43.000	2.100	45.1	751.5	9.80	37,215
B	004	Peaked	eave		34.500	0.000	0.000	43.00	0.00	0.00	43.000	2.100	45.1	751.5	9.80	37,215
B	005	Peaked	eave		34.500	0.000	0.000	43.00	0.00	0.00	43.000	2.100	45.1	751.5	9.80	37,215
B	006	Peaked	eave		34.500	0.000	0.000	43.00	0.00	0.00	43.000	2.100	45.1	751.5	9.80	37,215
B	007	Peaked	eave		22.000	0.000	0.000	30.00	0.00	0.00	30.000	1.300	31.3	305.6	7.20	10,254
B	008	Peaked	eave check hopper		16.000	0.000	0.000	15.00	2.00	0.00	17.000	1.000	18.0	161.6	5.80	3,078
B	009	Peaked	eave check hopper		16.000	0.000	0.000	15.00	2.00	0.00	17.000	1.000	18.0	161.6	5.80	3,078
Bin count:		9														
														<b>Facility: Ray Section: B Total:</b>	<b>243,166</b>	
														To Even:	<b>244,000</b>	

**Overall Licensed Bin Capacity for:**

Viterra USA, LLC

Bin count: 207

**Licensed Capacity:**

(includes pack)

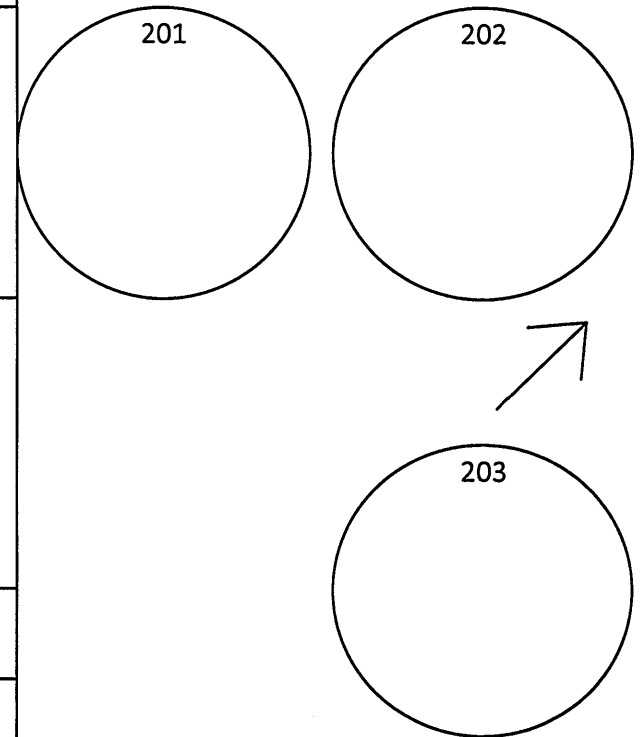
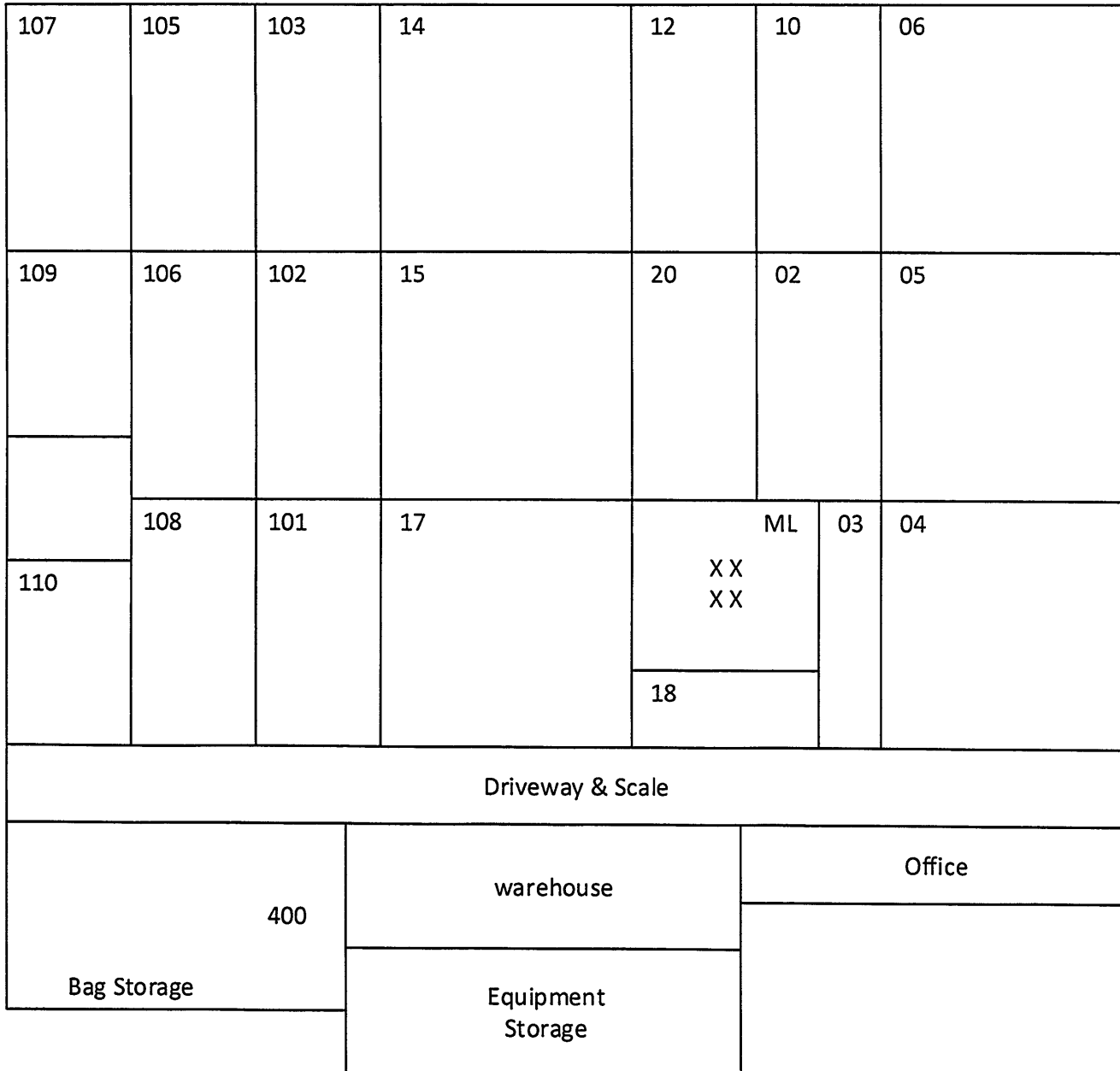
**3,589,433 Bu.**

**Licensed Capacity (to even):**

(includes pack and section totals are rounded up to next highest 1000)

**3,591,000 Bu.**

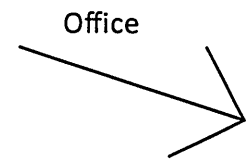
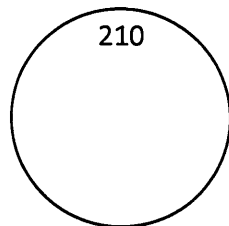
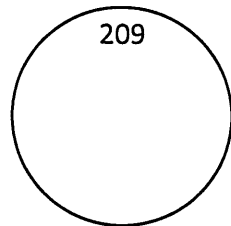
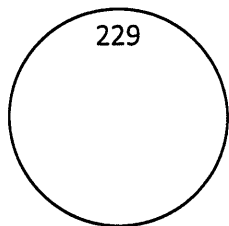

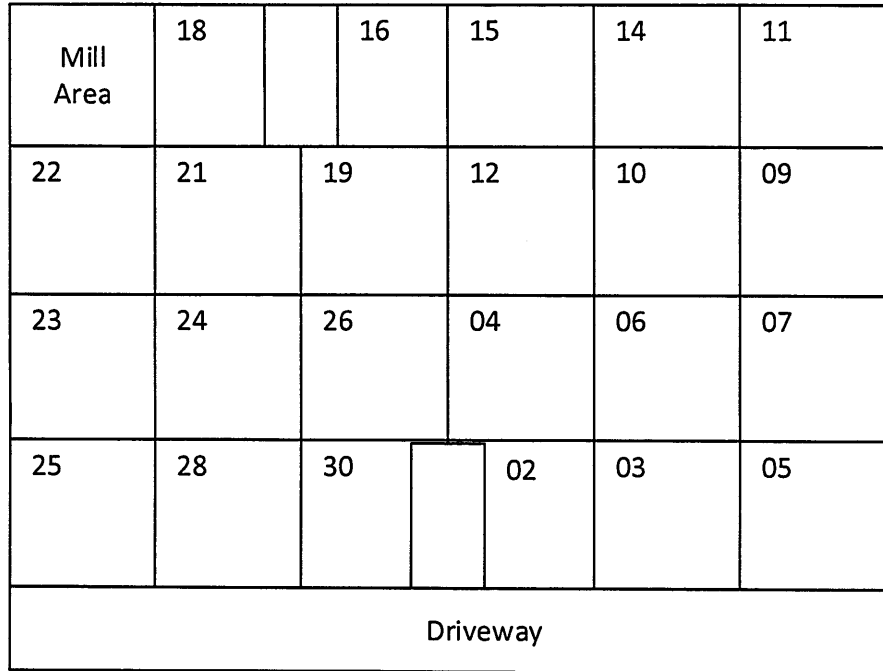

Viterra USA  
Ray, ND



Viterra USA  
Minot, ND


Current as of 4/26/17

BNSF Railroad


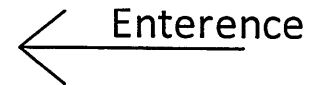
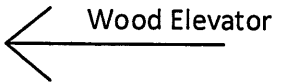
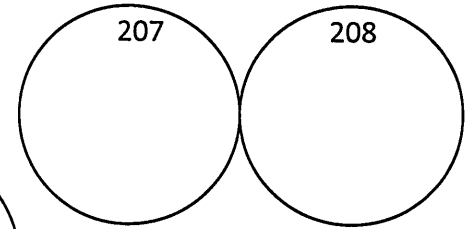
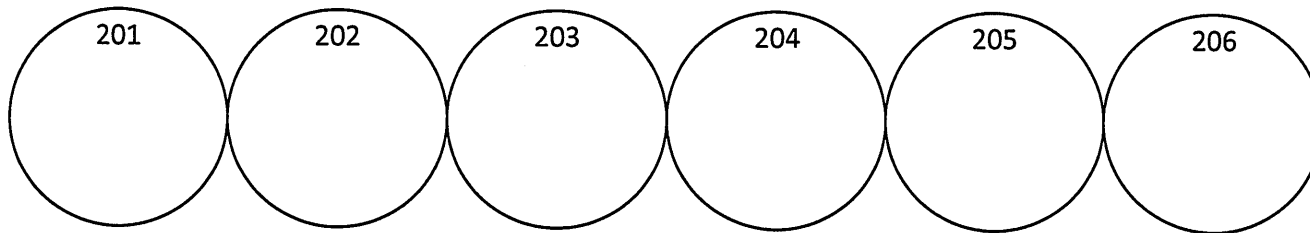
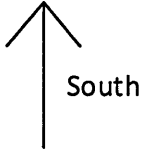


Viterra USA  
Minot, ND

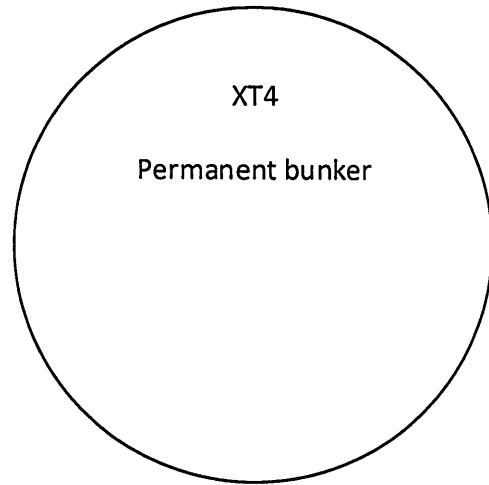
Current as of 4/26/17



BNSF Railroad

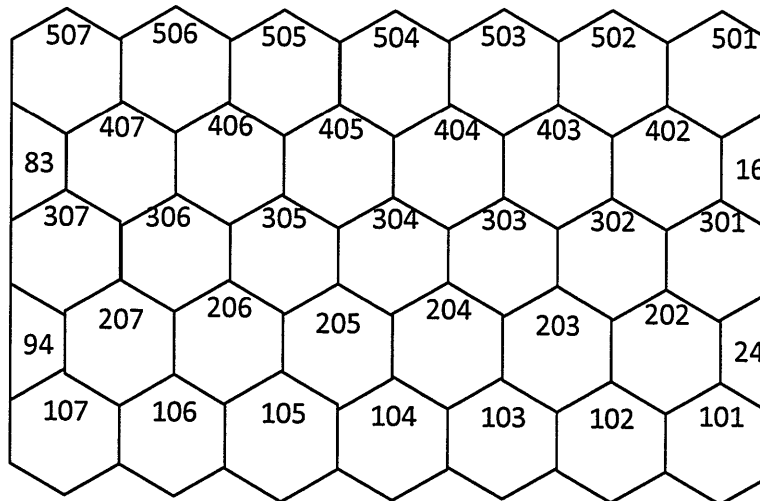
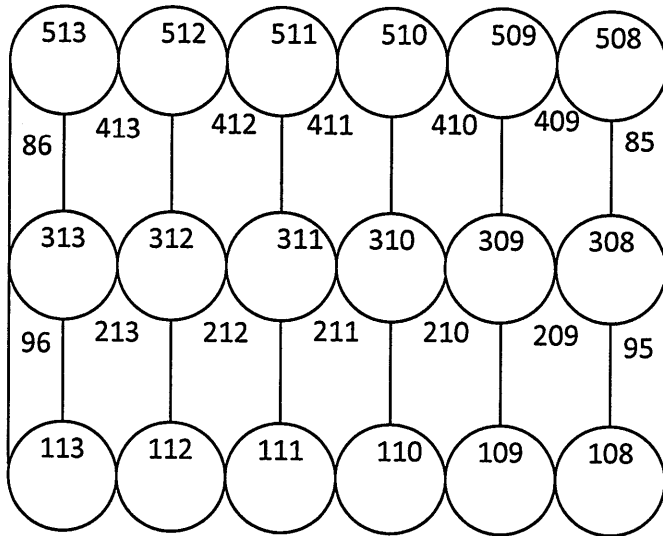


Viterra USA  
North Grand Forks, ND  
7-18-18

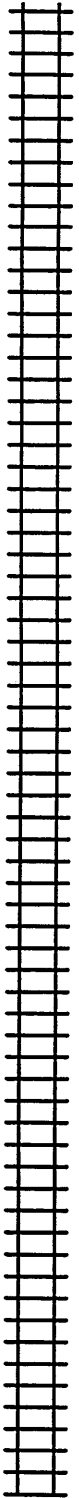


Section C

Decommissioned  
8-31-17



10	06	01
11	07	02
12	X X X X	03
13	08	04
14	09	05



Viterra USA  
Grand Forks, ND  
7-18-18

Cement Elevator

Cement Elevator

1004

1005

Demolished 8-31-17

1002

Demolished 8-31-17

Office

