

Client ID: 4106

NDPSC Bin Capacity Chart

10/19/2017 01:36:57 PM

Exam Date:05/17/2016

American Bean LLC
P.O. Box 82
Petersburg , ND
County:

Page: 1

Examiner: 1

Status	Section	Bin Number	Bin Type	Base Point	Diameter or Bu/Ft (Irreg).	Length	Width	Side wall	Add for Hopper	Ded. for Obst.	Effective Depth	Add for Peak	Depth for Capac.	Bushels per Foot	Base Pack%	Bushel Capacity with Pack
--------	---------	------------	----------	------------	-------------------------------	--------	-------	--------------	----------------------	----------------------	--------------------	--------------------	------------------------	------------------------	---------------	------------------------------

Facility: Cummings

Section: Z

Added	Z	002	Peaked	top of sidewall	36.000	0.000	0.000	24.50	0.00	0.00	24.500	2.200	26.7	818.2	10.0	24,031
Added	Z	003	Peaked	top of sidewall	36.000	0.000	0.000	24.50	0.00	0.00	24.500	2.200	26.7	818.2	10.0	24,031
Added	Z	005	Peaked	top of sidewall	36.000	0.000	0.000	24.50	0.00	0.00	24.500	2.200	26.7	818.2	10.0	24,031
	Z	010	Peaked	top of sidewall	41.900	0.000	0.000	24.50	0.00	0.00	24.500	2.500	27.0	1108.4	10.0	32,920
	Z	101	Peaked	top of sidewall	26.500	0.000	0.000	19.80	0.00	0.00	19.800	1.600	21.4	443.4	8.20	10,267
Added	Z	105	Peaked	top of sidewall	27.000	0.000	0.000	17.00	0.00	0.00	17.000	1.600	18.6	460.3	8.50	9,290

Bin count: 6

Facility: Cummings Section: Z Total: 124,570

To Even: 125,000

NDPSC Bin Capacity Chart

Exam Date:05/17/2016

American Bean LLC
 P.O. Box 82
 Petersburg , ND
 County:

Examiner: 1

Status	Section	Bin Number	Bin Type	Base Point	Diameter or Bu/Ft (Irreg.)	Length	Width	Side wall	Add for Hopper	Ded. for Obst.	Effective Depth	Add for Peak	Depth for Capac.	Bushels per Foot	Base Pack%	Bushel Capacity with Pack
--------	---------	------------	----------	------------	-------------------------------	--------	-------	--------------	----------------------	----------------------	--------------------	--------------------	------------------------	------------------------	---------------	------------------------------

Facility: Hamilton

Section: B

	B	001	Peaked	top of sidewall	23.900	0.000	0.000	16.00	0.00	0.00	16.000	1.400	17.4	360.6	7.80	6,763
	B	002	Peaked	top of sidewall	23.900	0.000	0.000	16.00	0.00	0.00	16.000	1.400	17.4	360.6	7.80	6,763
	B	003	Peaked	top of sidewall	23.900	0.000	0.000	16.00	0.00	0.00	16.000	1.400	17.4	360.6	7.80	6,763
Added	B	004	Peaked	top of sidewall	23.900	0.000	0.000	16.00	0.00	0.00	16.000	1.400	17.4	360.6	7.80	6,763
	B	005	Peaked	top of sidewall	23.900	0.000	0.000	17.50	0.00	0.00	17.500	1.400	18.9	360.6	7.80	7,347
Added	B	006	Peaked	top of sidewall	23.900	0.000	0.000	17.50	0.00	0.00	17.500	1.400	18.9	360.6	7.80	7,347
Added	B	007	Peaked	top of sidewall	23.900	0.000	0.000	17.50	0.00	0.00	17.500	1.400	18.9	360.6	7.80	7,347
Added	B	008	Peaked	top of sidewall	23.900	0.000	0.000	16.00	0.00	0.00	16.000	1.400	17.4	360.6	7.80	6,763
	B	009	Peaked	top of sidewall	23.900	0.000	0.000	16.00	0.00	0.00	16.000	1.400	17.4	360.6	7.80	6,763
	B	010	Peaked	top of sidewall	23.900	0.000	0.000	16.00	0.00	0.00	16.000	1.400	17.4	360.6	7.80	6,763
	B	011	Peaked	top of sidewall	23.900	0.000	0.000	16.00	0.00	0.00	16.000	1.400	17.4	360.6	7.80	6,763
Added	B	012	Peaked	top of sidewall	23.900	0.000	0.000	16.00	0.00	0.00	16.000	1.400	17.4	360.6	7.80	6,763
Added	B	013	Peaked	top of sidewall	23.900	0.000	0.000	14.75	0.00	0.00	14.750	1.400	16.2	360.6	7.80	6,298
Added	B	014	Peaked	top of sidewall	23.900	0.000	0.000	16.00	0.00	0.00	16.000	1.400	17.4	360.6	7.80	6,763
Added	B	016	Peaked	top of sidewall	16.000	0.000	0.000	20.00	2.00	0.00	22.000	1.000	23.0	161.6	5.80	3,933
Added	B	017	Peaked	top of sidewall	16.000	0.000	0.000	20.00	2.00	0.00	22.000	1.000	23.0	161.6	5.80	3,933
Added	B	018	Peaked	top of sidewall	16.000	0.000	0.000	20.00	2.00	0.00	22.000	1.000	23.0	161.6	5.80	3,933
Added	B	019	Peaked	top of sidewall	16.000	0.000	0.000	20.00	2.00	0.00	22.000	1.000	23.0	161.6	5.80	3,933
Added	B	020	Peaked	top of sidewall	16.000	0.000	0.000	20.00	2.00	0.00	22.000	1.000	23.0	161.6	5.80	3,933
Added	B	021	Peaked	top of sidewall	16.000	0.000	0.000	20.00	2.00	0.00	22.000	1.000	23.0	161.6	5.80	3,933

Client ID: 4106

NDPSC Bin Capacity Chart

10/19/2017 01:36:57 PM

Exam Date:05/17/2016

American Bean LLC

Page: 3

Examiner: 1

P.O. Box 82
Petersburg , ND
County:

Status	Section	Bin Number	Bin Type	Base Point	Diameter or Bu/Ft (Irreg.)	Length	Width	Side wall	Add for Hopper	Ded. for Obst.	Effective Depth	Add for Peak	Depth for Capac.	Bushels per Foot	Base Pack%	Bushel Capacity with Pack
--------	---------	------------	----------	------------	-------------------------------	--------	-------	--------------	----------------------	----------------------	--------------------	--------------------	------------------------	------------------------	---------------	------------------------------

Bin count: 20

Facility: Hamilton Section: B Total: 119,567

To Even: 120,000

NDPSC Bin Capacity Chart

Exam Date:05/17/2016

American Bean LLC
P.O. Box 82
Petersburg, ND
County:

Page: 4

Examiner: 1

Status	Section	Bin Number	Bin Type	Base Point	Diameter or Bu/Ft (Irreg.) Length	Width	Side wall	Add for Hopper	Ded. for Obst.	Effective Depth	Add for Peak	Depth for Capac.	Bushels per Foot	Base Pack%	Bushel Capacity with Pack
--------	---------	------------	----------	------------	---	-------	--------------	----------------------	----------------------	--------------------	--------------------	------------------------	------------------------	---------------	------------------------------

Facility: Petersburg**Section: A**

A	001	Square	work floor		0.000	6.900	6.500	53.50	0.00	0.00	53.500	0.000	53.5	36.1	3.00	1,989
A	002	Square	work floor		0.000	6.900	6.400	53.50	0.00	0.00	53.500	0.000	53.5	35.5	3.00	1,956
A	003	Square	work floor		0.000	6.900	4.000	53.50	0.00	0.00	53.500	0.000	53.5	22.2	2.00	1,212
A	004 T	Square	work floor		0.000	6.900	4.100	8.000	0.00	0.00	8.000	0.000	8.0	22.7	2.00	186
A	004 B	Square	work floor - top 8'		0.000	10.90	4.100	43.50	0.00	0.00	43.500	0.000	43.5	35.9	3.00	1,609
A	005	Square	work floor		0.000	6.900	6.600	53.50	0.00	0.00	53.500	0.000	53.5	36.6	3.00	2,017
A	006	Square	work floor		0.000	6.900	6.700	53.50	0.00	0.00	53.500	0.000	53.5	37.2	3.00	2,050
A	007 T	Square	work floor		0.000	13.10	3.600	53.00	0.00	0.00	53.000	0.000	53.0	37.9	3.00	2,069
A	007 B	Square	work floor - top 53'		0.000	12.70	10.70	21.80	0.00	0.00	21.800	0.000	21.8	109.2	6.20	2,529
A	008 T	Square	scale well floor		0.000	4.100	3.700	12.50	0.00	0.00	12.500	0.000	12.5	12.2	2.00	156
A	008 B	Square	scale well floor - top 12.5'		0.000	10.30	3.700	35.50	0.00	0.00	35.500	0.000	35.5	30.6	2.50	1,113
A	009 T	Square	work floor		0.000	13.10	3.600	53.00	0.00	0.00	53.000	0.000	53.0	37.9	3.00	2,069
A	009 B	Square	work floor - top 53'		0.000	12.70	10.70	21.80	0.00	0.00	21.800	0.000	21.8	109.2	6.20	2,529
A	010	Square	work floor		0.000	6.800	6.500	53.00	0.00	0.00	53.000	0.000	53.0	35.5	3.00	1,938
A	011	Square	work floor		0.000	6.800	6.400	56.00	0.00	0.00	56.000	0.000	56.0	35.0	3.00	2,019
A	012	Square	scale well floor		0.000	7.200	6.800	47.50	0.00	0.00	47.500	0.000	47.5	39.4	3.00	1,928
A	013	Square	scale well floor		0.000	7.200	6.800	47.50	0.00	0.00	47.500	0.000	47.5	39.4	3.00	1,928
A	014	Square	work floor		0.000	6.800	6.600	56.00	0.00	0.00	56.000	0.000	56.0	36.1	3.00	2,083
A	015	Square	work floor		0.000	6.800	6.700	56.00	0.00	0.00	56.000	0.000	56.0	36.6	3.00	2,112
A	016	Square	work floor		0.000	7.200	6.500	53.00	0.00	0.00	53.000	0.000	53.0	37.6	3.00	2,053
A	017	Square	work floor		0.000	7.200	6.400	56.00	0.00	0.00	56.000	0.000	56.0	37.0	3.00	2,134

NDPSC Bin Capacity Chart

Exam Date:05/17/2016

American Bean LLC

Page: 5

Examiner: 1

P.O. Box 82
Petersburg , ND
County:

Status	Section	Bin Number	Bin Type	Base Point	Diameter or Bu/Ft (Irreg).	Length	Width	Side wall	Add for Hopper	Ded. for Obst.	Effective Depth	Add for Peak	Depth for Capac.	Bushels per Foot	Base Pack%	Bushel Capacity with Pack
--------	---------	------------	----------	------------	-------------------------------	--------	-------	--------------	----------------------	----------------------	--------------------	--------------------	------------------------	------------------------	---------------	------------------------------

Facility: Petersburg**Section: A**

A	018	Square	work floor		0.000	7.200	7.200	56.00	0.00	0.00	56.000	0.000	56.0	41.7	3.50	2,417
A	019	Square	work floor		0.000	7.200	7.200	56.00	0.00	0.00	56.000	0.000	56.0	41.7	3.50	2,417
A	020	Square	work floor		0.000	7.200	6.600	56.00	0.00	0.00	56.000	0.000	56.0	38.2	3.00	2,203
A	021	Square	work floor		0.000	7.200	6.700	56.00	0.00	0.00	56.000	0.000	56.0	38.8	3.00	2,238
A	022	Square	work floor		0.000	10.50	7.000	25.50	0.00	0.00	25.500	0.000	25.5	59.1	4.80	1,579
A	023 T	Square	work floor		0.000	10.90	2.100	25.50	0.00	0.00	25.500	0.000	25.5	18.4	2.00	478
A	023 B	Square	work floor		0.000	12.70	10.60	49.30	0.00	0.00	49.300	0.000	49.3	108.2	6.20	5,665
A	024 T	Square	work floor		0.000	13.00	2.000	54.00	0.00	0.00	54.000	0.000	54.0	20.9	2.00	1,152
A	024 B	Square	work floor - top 54'		0.000	12.70	10.60	20.80	0.00	0.00	20.800	0.000	20.8	108.2	6.20	2,391
A	025	Square	work floor		0.000	10.50	3.600	24.00	0.00	0.00	24.000	0.000	24.0	30.4	2.50	748
A	026	Square	work floor		0.000	7.200	3.800	55.50	0.00	0.00	55.500	0.000	55.5	22.0	2.00	1,245
A	027	Square	work floor		0.000	7.200	3.800	55.50	0.00	0.00	55.500	0.000	55.5	22.0	2.00	1,245
A	028	Square	work floor		0.000	9.300	6.600	52.50	0.00	0.00	52.500	0.000	52.5	49.3	4.20	2,697
A	029	Square	work floor		0.000	9.300	6.700	52.50	0.00	0.00	52.500	0.000	52.5	50.1	4.50	2,748
A	031	Square	work floor		0.000	12.00	11.00	44.00	0.00	0.00	44.000	0.000	44.0	106.1	6.20	4,957
A	032 T	Square	work floor		0.000	12.00	2.600	44.00	0.00	0.00	44.000	0.000	44.0	25.1	2.50	1,132
A	032 B	Square	work floor - top 44'		0.000	13.90	12.00	28.00	0.00	0.00	28.000	0.000	28.0	134.1	6.50	3,999
A	033 T	Square	work floor		0.000	14.20	12.00	61.70	0.00	0.00	61.700	0.000	61.7	137.0	6.50	9,002
A	033 B	Square	work floor - top 61.7'		0.000	11.90	9.100	11.50	0.00	0.00	11.500	0.000	11.5	87.0	5.80	1,059
A	034 T	Square	work floor		0.000	14.90	12.00	61.70	0.00	0.00	61.700	0.000	61.7	143.7	6.80	9,469
A	034 B	Square	work floor - top 61.7		0.000	11.90	9.100	11.50	0.00	0.00	11.500	0.000	11.5	87.0	5.80	1,059

Exam Date:05/17/2016

American Bean LLC

Page: 6

Examiner: 1

P.O. Box 82
Petersburg , ND
County:

Status	Section	Bin Number	Bin Type	Base Point	Diameter or Bu/Ft (Irreg.)	Length	Width	Side wall	Add for Hopper	Ded. for Obst.	Effective Depth	Add for Peak	Depth for Capac.	Bushels per Foot	Base Pack%	Bushel Capacity with Pack
--------	---------	------------	----------	------------	-------------------------------	--------	-------	--------------	----------------------	----------------------	--------------------	--------------------	------------------------	------------------------	---------------	------------------------------

Facility: Petersburg

Section: A

A	035		Square	work floor	0.000	14.10	12.00	72.00	0.00	0.00	72.000	0.000	72.0	136.0	6.50	10,428
A	036		Square	work floor	0.000	12.60	11.00	44.00	0.00	0.00	44.000	0.000	44.0	111.4	6.20	5,206
A	037 T		Square	work floor	0.000	12.60	2.600	44.00	0.00	0.00	44.000	0.000	44.0	26.3	2.50	1,186
A	037 B		Square	work floor - top 44'	0.000	13.90	12.60	28.00	0.00	0.00	28.000	0.000	28.0	140.8	6.80	4,210
A	038 T		Square	work floor	0.000	14.20	12.60	61.70	0.00	0.00	61.700	0.000	61.7	143.8	6.80	9,475
A	038 B		Square	work floor - top 61.7'	0.000	12.40	9.100	11.50	0.00	0.00	11.500	0.000	11.5	90.7	5.80	1,103
A	039 T		Square	work floor	0.000	14.90	12.60	61.70	0.00	0.00	61.700	0.000	61.7	150.9	6.80	9,944
A	039 B		Square	work floor - top 61.7'	0.000	12.40	9.100	11.50	0.00	0.00	11.500	0.000	11.5	90.7	5.80	1,103
A	040		Square	work floor	0.000	14.10	12.60	72.00	0.00	0.00	72.000	0.000	72.0	142.8	6.80	10,981
A	041		Square	work floor	0.000	12.50	11.00	44.00	0.00	0.00	44.000	0.000	44.0	110.5	6.20	5,163
A	042 T		Square	work floor	0.000	12.50	2.600	44.00	0.00	0.00	44.000	0.000	44.0	26.1	2.50	1,177
A	042 B		Square	work floor -top 44'	0.000	13.90	12.50	28.00	0.00	0.00	28.000	0.000	28.0	139.7	6.80	4,178
A	043 T		Square	work floor	0.000	14.20	12.50	61.70	0.00	0.00	61.700	0.000	61.7	142.7	6.80	9,404
A	043 B		Square	work floor - top 61.7'	0.000	12.30	9.100	11.50	0.00	0.00	11.500	0.000	11.5	90.0	5.80	1,095
A	044 T		Square	work floor	0.000	14.90	12.50	61.70	0.00	0.00	61.700	0.000	61.7	149.7	6.80	9,864
A	044 B		Square	work floor - top 61.7'	0.000	12.30	9.100	11.50	0.00	0.00	11.500	0.000	11.5	90.0	5.80	1,095
A	045		Square	work floor	0.000	14.10	12.50	72.00	0.00	0.00	72.000	0.000	72.0	141.7	6.80	10,896
A	046		Square	work floor	0.000	12.50	11.00	44.00	0.00	0.00	44.000	0.000	44.0	110.5	6.20	5,163
A	047 T		Square	work floor	0.000	12.50	2.600	44.00	0.00	0.00	44.000	0.000	44.0	26.1	2.50	1,177
A	047 B		Square	work floor - top 44'	0.000	13.90	12.50	28.00	0.00	0.00	28.000	0.000	28.0	139.7	6.80	4,178
A	048 T		Square	work floor	0.000	14.20	12.50	61.70	0.00	0.00	61.700	0.000	61.7	142.7	6.80	9,404

Exam Date:05/17/2016

American Bean LLC

Page: 7

Examiner: 1

P.O. Box 82
Petersburg, ND
County:

Status	Section	Bin Number	Bin Type	Base Point	Diameter or Bu/Ft (Irreg).		Side wall	Add for Hopper	Ded. for Obst.	Effective Depth	Add for Peak	Depth for Capac.	Bushels per Foot	Base Pack%	Bushel Capacity with Pack
					Length	Width									

Facility: Petersburg

Section: A

A	048 B	Square	work floor - top 61.7'	0.000	12.30	9.100	11.50	0.00	0.00	11.500	0.000	11.5	90.0	5.80	1,095
A	049 T	Square	work floor	0.000	14.90	12.50	61.70	0.00	0.00	61.700	0.000	61.7	149.7	6.80	9,864
A	049 B	Square	work floor - top 61.7	0.000	12.30	9.100	11.50	0.00	0.00	11.500	0.000	11.5	90.0	5.80	1,095
A	050	Square	work floor	0.000	14.10	12.50	72.00	0.00	0.00	72.000	0.000	72.0	141.7	6.80	10,896
A	051	Square	work floor	0.000	12.50	11.00	44.00	0.00	0.00	44.000	0.000	44.0	110.5	6.20	5,163
A	052 T	Square	work floor	0.000	12.50	2.600	44.00	0.00	0.00	44.000	0.000	44.0	26.1	2.50	1,177
A	052 B	Square	work floor - top 44'	0.000	13.90	12.50	28.00	0.00	0.00	28.000	0.000	28.0	139.7	6.80	4,178
A	053 T	Square	work floor	0.000	14.20	12.50	61.70	0.00	0.00	61.700	0.000	61.7	142.7	6.80	9,404
A	053 B	Square	work floor - top 61.7'	0.000	12.40	9.100	11.50	0.00	0.00	11.500	0.000	11.5	90.7	5.80	1,103
A	054 T	Square	work floor	0.000	14.90	12.50	61.70	0.00	0.00	61.700	0.000	61.7	149.7	6.80	9,864
A	054 B	Square	work floor - top 61.7'	0.000	12.40	9.100	11.50	0.00	0.00	11.500	0.000	11.5	90.7	5.80	1,103
A	055	Square	work floor	0.000	14.10	12.50	72.00	0.00	0.00	72.000	0.000	72.0	141.7	6.80	10,896
A	056	Square	work floor	0.000	12.30	11.00	44.00	0.00	0.00	44.000	0.000	44.0	108.8	6.20	5,084
A	057 T	Square	work floor	0.000	12.30	2.600	44.00	0.00	0.00	44.000	0.000	44.0	25.7	2.50	1,159
A	057 B	Square	work floor - top 44'	0.000	13.90	12.30	27.00	0.00	0.00	27.000	0.000	27.0	137.4	6.50	3,951
A	058 T	Square	work floor	0.000	14.20	12.30	61.70	0.00	0.00	61.700	0.000	61.7	140.4	6.80	9,252
A	058 B	Square	work floor - top 61.7'	0.000	12.00	9.100	10.00	0.00	0.00	10.000	0.000	10.0	87.8	5.80	929
A	059 T	Square	work floor	0.000	14.90	12.30	61.70	0.00	0.00	61.700	0.000	61.7	147.3	6.80	9,706
A	059 B	Square	work floor - top 61.7'	0.000	12.00	9.100	10.00	0.00	0.00	10.000	0.000	10.0	87.8	5.80	929
A	060	Square	work floor	0.000	14.10	12.30	71.00	0.00	0.00	71.000	0.000	71.0	139.4	6.80	10,570
A	101	Peaked	top of sidewall	16.000	0.000	0.000	15.00	2.00	0.00	17.000	1.000	18.0	161.6	5.80	3,078

NDPSC Bin Capacity Chart

Exam Date:05/17/2016

American Bean LLC
P.O. Box 82
Petersburg , ND
County:

Examiner: 1

Status	Section	Bin Number	Bin Type	Base Point	Diameter or Bu/Ft (Irreg.)	Length	Width	Side wall	Add for Hopper	Ded. for Obst.	Effective Depth	Add for Peak	Depth for Capac.	Bushels per Foot	Base Pack%	Bushel Capacity with Pack
--------	---------	------------	----------	------------	-------------------------------	--------	-------	--------------	----------------------	----------------------	--------------------	--------------------	------------------------	------------------------	---------------	------------------------------

Facility: Petersburg

Section: A

A	102	Peaked	top of sidewall	16.000	0.000	0.000	15.00	2.00	0.00	17.000	1.000	18.0	161.6	5.80	3,078
A	103	Peaked	top of sidewall	16.000	0.000	0.000	20.00	2.00	0.00	22.000	1.000	23.0	161.6	5.80	3,933
A	104	Peaked	top of sidewall	16.000	0.000	0.000	20.00	2.00	0.00	22.000	1.000	23.0	161.6	5.80	3,933

Bin count: 87

Facility: Petersburg Section: A Total: 335,449

To Even: 336,000

Section: B

B	100	Flat	bag storage area	0.000	50.00	50.00	4.000	0.00	0.00	4.000	0.000	4.0	2009.6	10.0	8,842
B	201	Peaked	top of sidewall	54.000	0.000	0.000	57.50	0.00	0.00	57.500	3.800	61.3	1841.0	10.0	124,138
B	202	Peaked	top of sidewall	54.000	0.000	0.000	57.50	0.00	0.00	57.500	3.800	61.3	1841.0	10.0	124,138

Bin count: 3

Facility: Petersburg Section: B Total: 257,118

To Even: 258,000

Section: C

C	101	Quonset	quonset south of plant	0.000	298.0	48.00	9.000	0.00	0.00	9.000	0.000	9.0	11222.8	10.0	111,107
Added	C 201	Quonset	NEW BIN GET ACTUAL	0.000	300.0	150.0	8.000	0.00	0.00	8.000	0.000	8.0	36104.6	10.0	317,722

Bin count: 2

Facility: Petersburg Section: C Total: 428,829

To Even: 429,000

Client ID: 4106

NDPSC Bin Capacity Chart

10/19/2017 01:36:57 PM

Exam Date:05/17/2016

American Bean LLC
P.O. Box 82
Petersburg , ND
County:

Page: 9

Examiner: 1

Status	Section	Bin Number	Bin Type	Base Point	Diameter or Bu/Ft (Irreg.) Length	Width	Side wall	Add for Hopper	Ded. for Obst.	Effective Depth	Add for Peak	Depth for Capac.	Bushels per Foot	Base Pack%	Bushel Capacity with Pack
--------	---------	------------	----------	------------	---	-------	--------------	----------------------	----------------------	--------------------	--------------------	------------------------	------------------------	---------------	------------------------------

Facility: Sharon

Section: S

S	001	Peaked	top of sidewall	16.000	0.000	0.000	20.00	2.00	0.00	22.000	1.000	23.0	161.6	5.80	3,933
S	002	Peaked	top of sidewall	16.000	0.000	0.000	20.00	2.00	0.00	22.000	1.000	23.0	161.6	5.80	3,933
S	003	Peaked	top of sidewall	16.000	0.000	0.000	20.00	2.00	0.00	22.000	1.000	23.0	161.6	5.80	3,933
S	004	Peaked	top of sidewall	48.000	0.000	0.000	31.80	0.00	0.00	31.800	3.400	35.2	1454.6	10.0	56,322
S	005	Peaked	top of sidewall	48.000	0.000	0.000	33.00	0.00	0.00	33.000	3.400	36.4	1454.6	10.0	58,242

Bin count: 5

Facility: Sharon Section: S Total: 126,363

To Even: 127,000

Client ID: 4106

NDPSC Bin Capacity Chart

10/19/2017 01:36:57 PM

Exam Date:05/17/2016

American Bean LLC
P.O. Box 82
Petersburg , ND
County:

Page: 10

Examiner: 1

Status	Section	Bin Number	Bin Type	Base Point	Diameter or Bu/Ft (Irreg.)	Length	Width	Side wall	Add for Hopper	Ded. for Obst.	Effective Depth	Add for Peak	Depth for Capac.	Bushels per Foot	Base Pack%	Bushel Capacity with Pack
--------	---------	------------	----------	------------	-------------------------------	--------	-------	--------------	----------------------	----------------------	--------------------	--------------------	------------------------	------------------------	---------------	------------------------------

Facility: Webster

Section: W

	W	001	Peaked	top of sidewall	47.800	0.000	0.000	24.50	0.00	0.00	24.500	2.900	27.4	1442.5	10.0	43,478
Added	W	009	Peaked	top of sidewall	47.800	0.000	0.000	24.50	0.00	0.00	24.500	2.900	27.4	1442.5	10.0	43,478

Bin count: 2

Facility: Webster Section: W Total: 86,956

To Even: 87,000

Overall Licensed Bin Capacity for:

American Bean LLC

Bin count: 125

Licensed Capacity:
(includes pack)

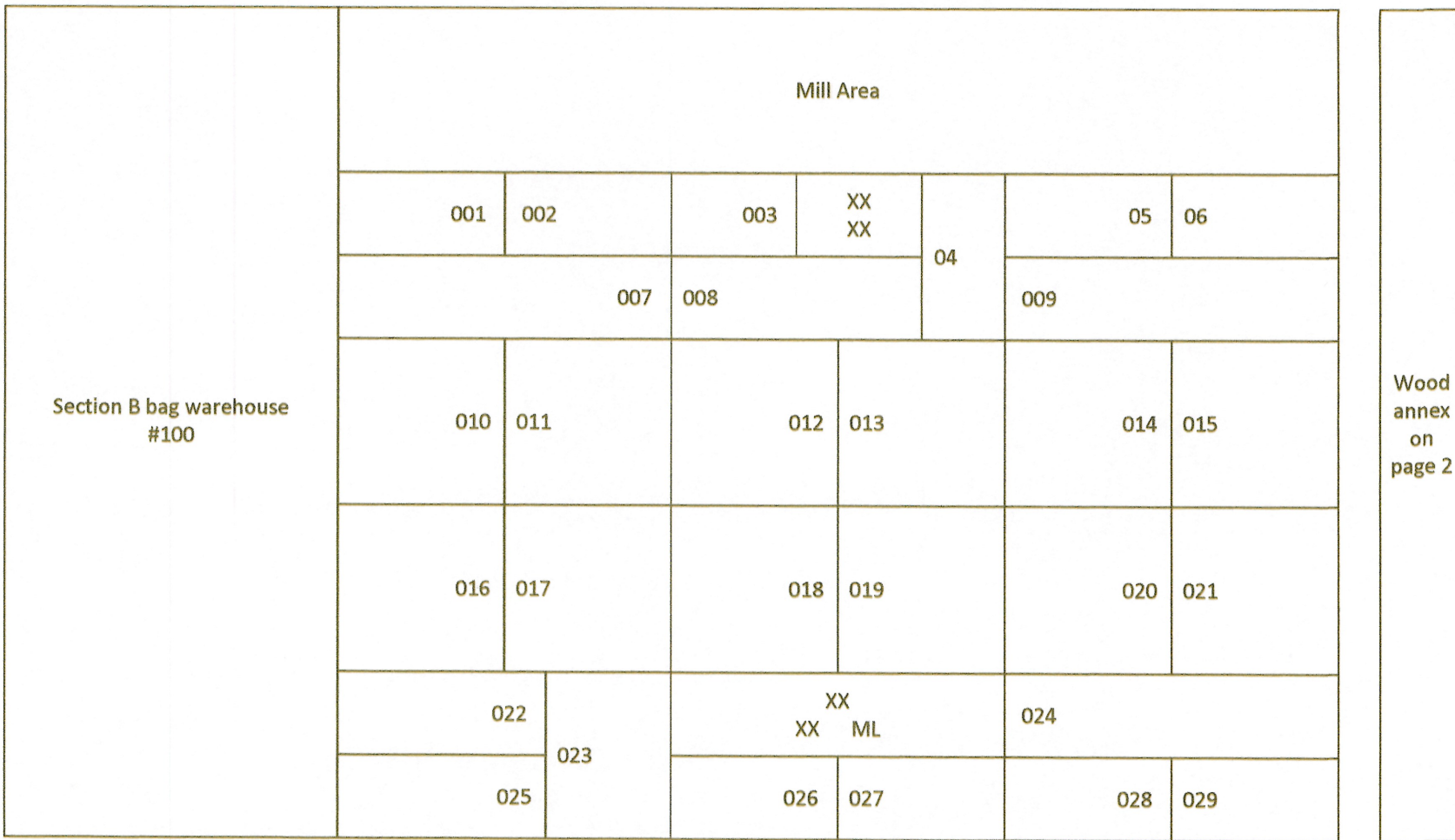
1,478,852 Bu.

Licensed Capacity (to even):
(includes pack and section totals are
rounded up to next highest 1000)

1,481,000 Bu.

BNSF Rail

Section A



Section A



South to quonset Section C



Adjacent wood annex

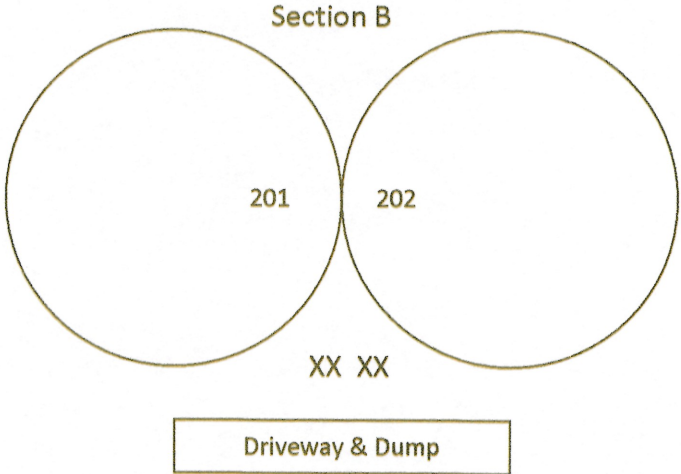


BNSF Rail

Wood Annex Section A

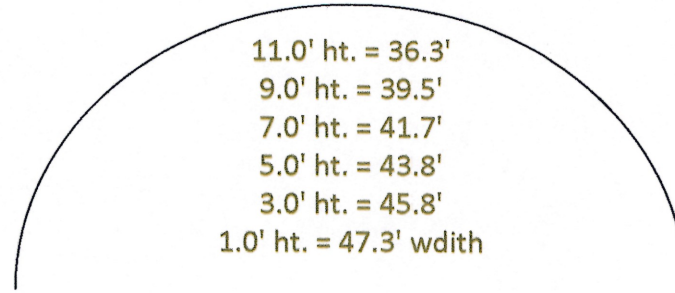
031	036	041	046	051	056
032	037	042	047	052	057
033	038	043	048	053	058
034	039	044	049	054	059
035	040	045	050	055	060

← To adjacent main house




AMERICAN BEAN LLC
Corp# 4106 Petersburg ND
Section C quonset
Located south across street
from office Section A

Basic dimensions
298'L x 48' W
Sidewall-overhead brace
channels top of to floor
1st N&S 10.75'
2nd N&S 16.5'
Bottom center u-trough to
floor = 17.5'
U-trough side wall space on
center = 2.25'



Section C #101 quonset
South of Elevator




AMERICAN BEAN LLC
Corp# 4106 Petersburg ND

Section C Quonset #201

Located 4 blocks west and 3
blocks south of office

Added 10/12/17 ph

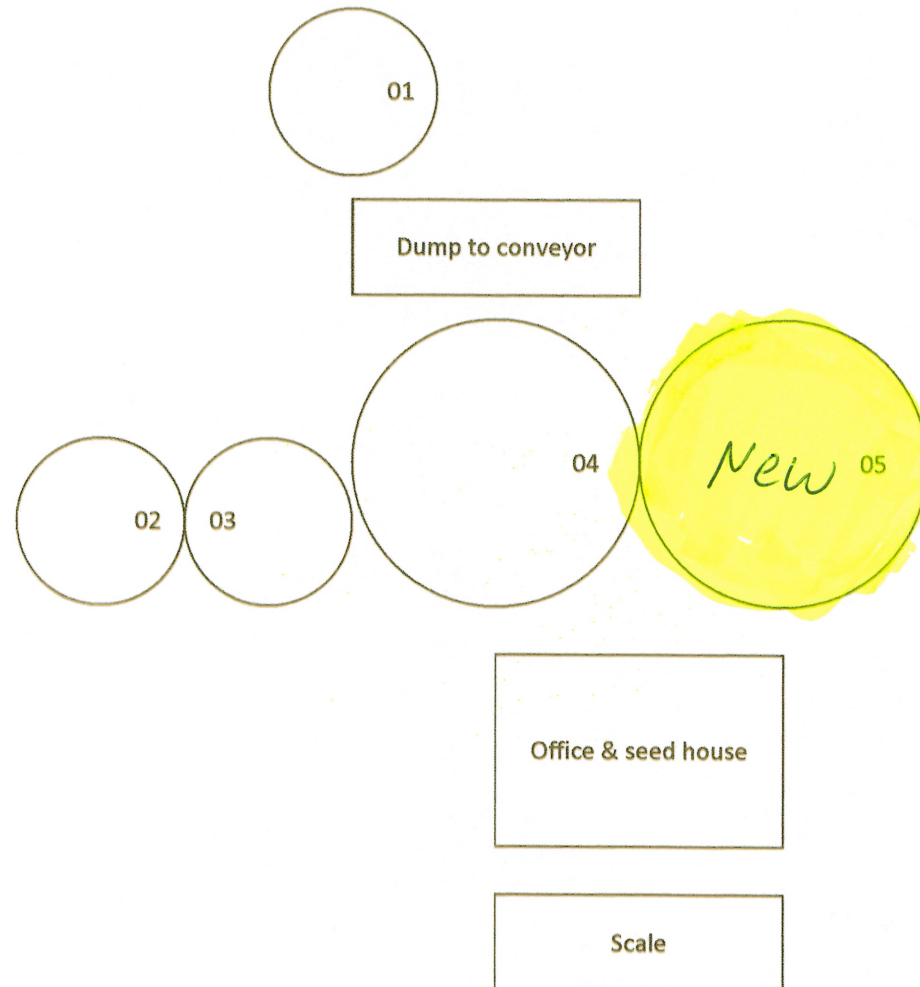
150' Wide
300' Long
8' Tall Bunker walls



AMERICAN BEAN LLC
Corp# 4106 Petersburg ND
Sharon location
Section S – located 1 mile
east of Sharon North side of
highway

Added 05 10/12/17 ph


SECTION S



AMERICAN BEAN LLC
Corp# 4106 Petersburg ND
Grand Forks location
Section G #001 large flat
storage building west of
interstate on 32nd avenue 1
of 2 large storage buildings
adjacent to rail tracks south
side of road
Buildings leased from
Johnson Farms

SECTION G FLAT 001


Basic dimensions
150' W x 300'L
Grain wall ht. on sides 8.75'
Grain wall ht. on ends 8.0'
Bottom of rafter beam at the
sidewall = 17.8'
Bottom rafter beam at 37.5'
in from sidewall = 23.5'



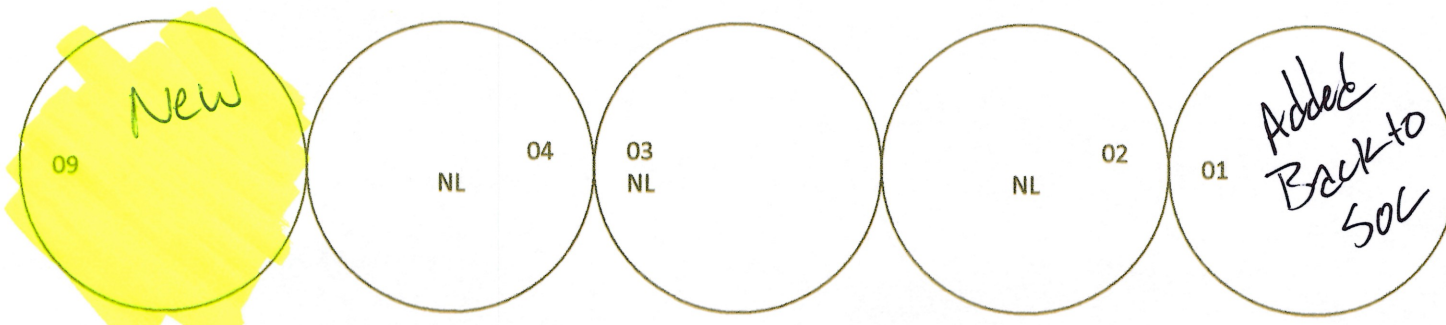
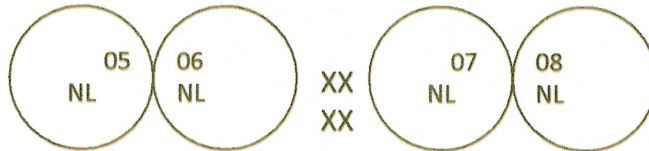
AMERICAN BEAN LLC
Corp# 4106 Petersburg ND
Section W Webster
Receiving Station located at
Hefty Seed Agronomy Center
north side Webster

North
←
↓
West

Webster Village
→

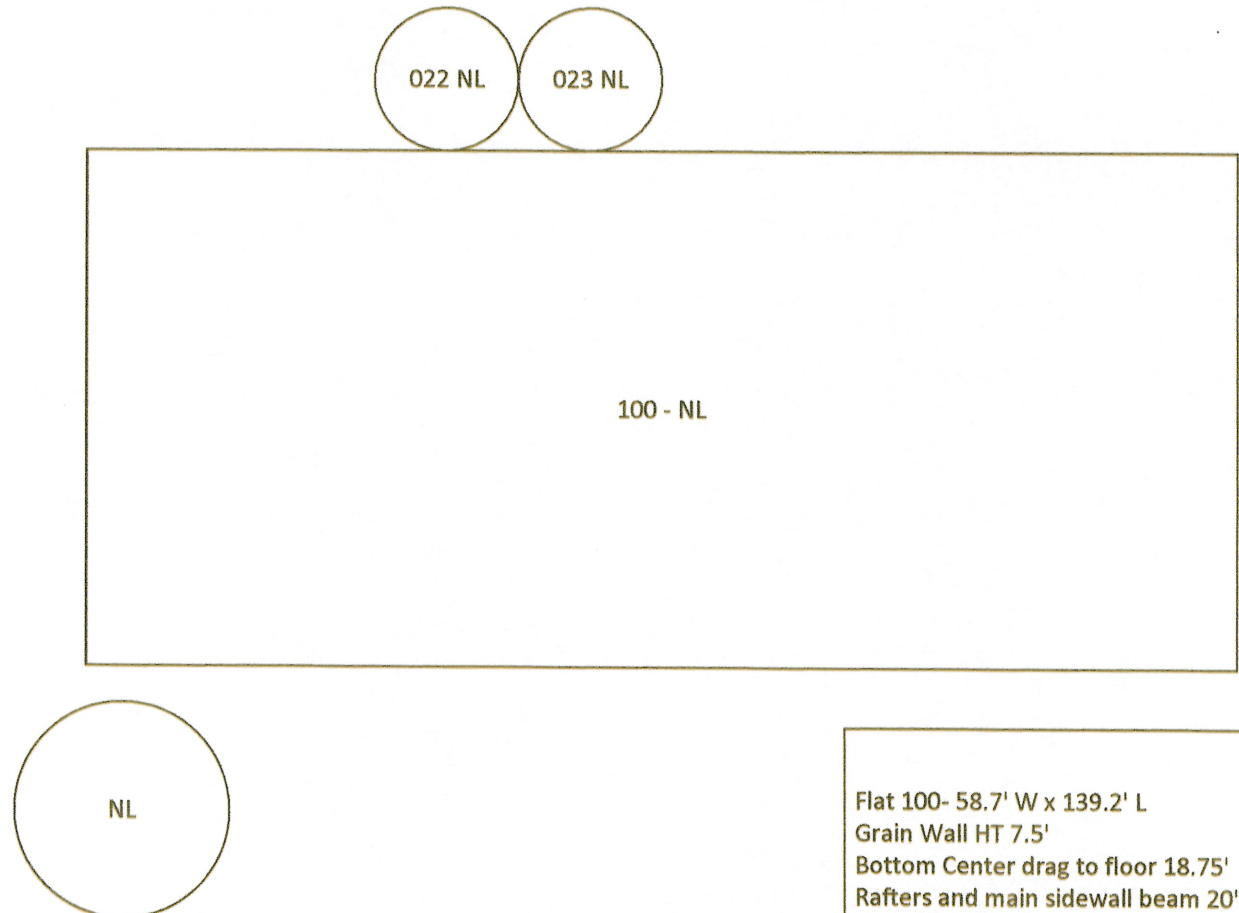

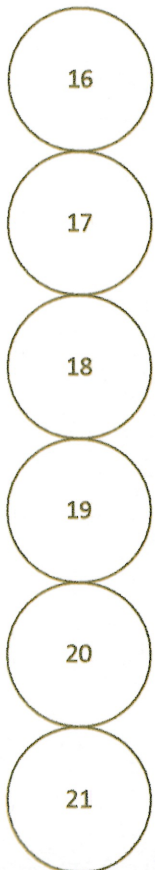
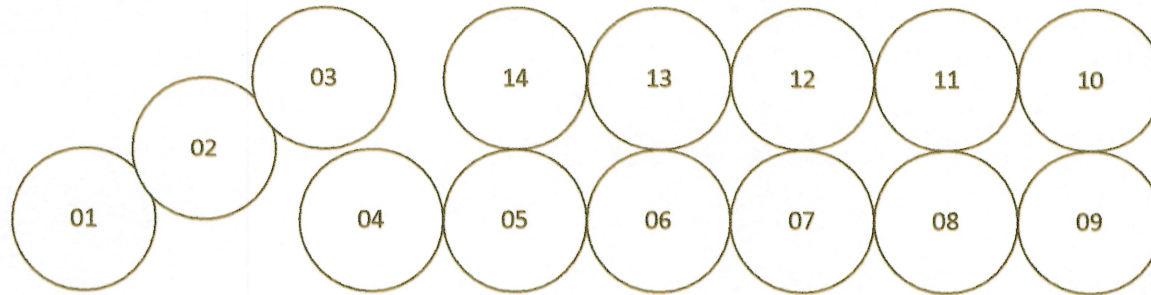


Hopper tanks
16'Dia x 25' sidewall
6' hopper



Steel tanks
47.8'Dia x 24.5' sidewall
(25.75' minus 1.25' aeration)

AMERICAN BEAN LLC
Corp# 4106 Hamilton ND
Section B Hamilton
Hamilton Receiving site
located 7 miles east of
Glaston 1 mile north ½ mile
east



Flat 100- 58.7' W x 139.2' L
Grain Wall HT 7.5'
Bottom Center drag to floor 18.75'
Rafters and main sidewall beam 20' on center